

**PARMER COUNTY TEXAS**  
**COUNTY AUDITOR'S 2017 ANNUAL REPORT**  
**APRIL 2018**

1111  
1111

**PARMER COUNTY TEXAS**  
**COUNTY AUDITOR'S 2017 REPORT TO COMMISSIONERS COURT AND DISTRICT JUDGE**

**APRIL 2018**

§ 114.025 of the Texas Local Government Code requires the county auditor to make monthly and annual reports to the commissioners court and to the district judges of the county. The data used in preparing this annual report are raw data for the 2017 calendar year. These data have yet to be confirmed by the County's outside auditors, and therefore do not include any year-end accounting adjustments that may be required as a result of their audit. Nonetheless, the data appear to be substantially correct and can be used to draw general conclusions regarding the County's financial condition and performance in 2017.

**§ 114.025 County Auditor's Monthly and Annual Reports to Commissioners Court and District Judges**

***(a) The County Auditor shall make monthly and annual reports to the commissioners court and to the district judges of the county. Each report must show:***

***(1) the aggregate amounts received and disbursed from each county fund;***

Report GEL103 in Appendix 1 summarizes the county's cash receipts and disbursements, by fund, for calendar year 2017. The summary excludes cash receipts and disbursements in the Clearing Fund as these merely reflect internal transfers for the purpose of paying the County's bills.

Cash receipts decreased \$138,577 (-2%) year over year, totaling \$7,507,405 at year end. The decrease occurred despite the fact that the County received a \$460,800 pilot payment in lieu of taxes from wind energy properties located in the County. Conversely, receipts from FEMA grant assistance related to winter storm "Goliath" declined to roughly two-thirds of those received in 2016. (Note: The County should receive its final FEMA grant assistance in early 2018.)

Cash disbursements decreased \$161,930 (-3%) year over year, totaling \$6,628,618 at year end. Approximately half of the decrease was attributable to fewer disbursements for road repairs related to winter storm "Goliath."

The ending cash balance at December 31, 2017, stood at \$5,392,299, a net cash inflow of \$878,787. That represents a 20% increase over 2016 and a continuation of the upward trend in cash balance that began in 2015. The General and Farm to Market funds account for 85-90% of the County's total cash and investments, and thus are the focus here. Table 1 in Appendix 1 summarizes cash balances for the General and Farm to Market Funds over the period 2004-2017. Chart 1 on the following page portrays the same information graphically.

***(2) the condition of each account on the books;***

Reports GEL101 and GEL116 in Appendix 2 provide general ledger data as of 12/31/2017. GEL101 lists assets, liabilities, revenues, and expenses, by line item, for each of the County's funds. This report provides comparisons to 2016 actuals as well as to 2017 budgeted figures. GEL116 presents the same general ledger data in summary form.

Overall, assets totaled \$8,159,012 at year end, an increase of roughly 12% year over year. Liabilities totaled \$2,974,583 at year end, an increase of only \$6,000 over the year before. Total fund equity (beginning fund balances + revenues – expenditures) grew by \$863,403 to \$5,184,429, representing a 20% increase over 2016.

***(3) the amount of county, district, and school funds on deposit in the county depository;***

Table 2 in Appendix 3 itemizes all funds on deposit at the County's depository, AIM Bank, in Farwell, Texas. This table shows balances at 12/31/2016, 12/31/2017, and year-over-year changes. Total deposits at 12/31/2017 totaled \$5,499,488, an increase of \$931,354 over the previous year end.

***(4) the amount of county bonded indebtedness and other indebtedness; and***

Table 3 in Appendix 4 is an Aggregate Debt Service Summary showing the amount and timing of debt payments due on the Parmer County Law Enforcement Center bond obligations. The county made payments of \$238,325 in 2017, of which \$205,000 was principal and \$33,325 was interest. The remaining principal balance of \$1,290,000 is scheduled to be paid off in 2023.

The county will pay an additional \$99,012.50 in interest should the balance be carried to maturity.

Table 4 in Appendix 4 summarizes County debts other than bonded obligations. These debts include three lease-purchase agreements for heavy equipment totaling \$174,041.87 at 12/31/17.

Precinct 1 currently has one lease-purchase agreement for a 2015 Caterpillar 12M3 motor grader. The outstanding balance at 12/31/17 was \$23,297.92. Precinct 1 paid off lease-purchase agreements for a 2013 John Deere 672G motor grader and a 2014 Caterpillar 12M2 motor grader in 2017.

Precinct 2 currently has two lease-purchase agreements for motor graders, including a 2015 Caterpillar 140M3 and 2016 Caterpillar 12M3. The total outstanding balance at 12/31/17 was \$150,743.95.

Precincts 3 and 4 currently have no outstanding debt. Precinct 3 traded a 2005 140H Caterpillar motor grader for a 2016 Caterpillar 12M3 motor grader, choosing to pay the \$169,500 difference from cash reserves. Precinct 4 used cash reserves to purchase a 2017 Ford F150 pickup and a new bat-wing shredder.

***(5) any other fact of interest, information, or suggestion that the auditor considers proper or that the court or district judges require.***

#### **General Comments**

The County's overall financial position continued to improve in 2017. With roughly ten (10) months of operating expenses in reserve, the County should be able to meet any unforeseen challenges.

The Mariah Del Norte wind energy project became operational in 2017, and the County received its first payment in lieu of abated property taxes in December. That payment totaled \$460,800. The County expects to receive similar payments over the next four years, with reduced amounts in years 6-10 of the agreement as incremental value of the project is added to the tax rolls. Discussions continue regarding a second wind energy project east of Friona and south of US

Hwy 60, but investors underwriting this project still have not provided specific details or a timeline for this project.

All things considered, the County did a reasonable job of managing taxpayers' money in 2017. Going forward, the County should strive to:

- Maximize the quantity and quality of services within budgetary constraints;
- Balance annual budgets, except in emergencies;
- Maintain sufficient reserves to meet emergencies;
- Limit tax rate increases. (Note: There is a serious movement in the Texas Legislature to cap ad valorem tax rate increases well below the increases statutes currently allow.)

### Specific Observations

#### General Fund

General Fund revenues exceeded expenses by \$696,462, thanks in large part to the \$460,800 wind energy pilot payment referenced above. Ad valorem tax revenues rose 5%. Fee revenues in the Sheriff's Office rose 29%, but revenues from housing other counties' inmates dropped dramatically from \$82,752 in 2016 to \$4,470 in 2017. The Tax Assessor/Collector's office and Justice of the Peace offices saw fee revenue increases of 7% and 9%, respectively. Conversely, fee revenues in the County Clerk's and District Clerk's Offices dropped 16% and 6%, respectively.

Overall, General Fund expenses rose 1% year over year. Listed below are year over year changes in expenses by department.

- |                                    |      |
|------------------------------------|------|
| • County Judge                     | -2%  |
| • County Clerk                     | -4%  |
| • Non Departmental                 | +5%  |
| • District Judge                   | +17% |
| • District Clerk                   | +2%  |
| • Justice of the Peace, Precinct 1 | +3%  |
| • Justice of the Peace, Precinct 2 | -4%  |
| • Justice of the Peace, Precinct 3 | +3%  |
| • District Attorney                | +7%  |

- County Auditor +1%
- County Treasurer -1%
- County Tax Assessor/Collector -1%
- Sheriff -1%
- DPS + 5%
- County Extension-Ag Agent +36%
- County Agent-Food & Consumer Sciences +47%
- Capital Expenditures -33%

Non-Departmental expenses rose 5% year over year, primarily due to an increased assessment from the Parmer County Appraisal District. The District Judge and District Attorney saw year over year increases of 17% and 7%, respectively. Increased expenses in the District Judge’s office were due entirely to greater costs for court appointed attorney fees and expenses. Increased expenses in the District Attorney’s office were the direct result of a larger assessment from Bailey County for Parmer County’s 60% share of the two-county 287<sup>th</sup> Judicial District’s expenses. The significant increase in Extension expenses can be explained by staffing, i.e. 2016 saw vacancies in both the Ag Agent and Food & Consumer Sciences Agent positions. Both positions were filled and active in 2017.

**Farm to Market Fund**

Farm to Market revenues exceeded expenses by \$131,699, aided by a 5% increase in ad valorem tax revenues. However, if one removes the effects of FEMA revenues and expenses as well as \$200,000 in transfers from the Contingency Fund, Farm to Market revenues actually fell short of expenses by \$185,637. Most of the shortfall occurred in Precinct 2, where expenses exceeded revenues by \$177,342.

A comparison of year over year changes in Farm to Market expenses is more instructive when the effects of FEMA related expenses and capital expenditures are removed from the calculation. Under this scenario, overall Farm to Market expenses increased 2% year over year. Individually, Precincts 1, 2, and 4 expenses rose by 15%, 4%, and 4%, respectively. Precinct 3 expenses actually dropped 13%.

***The annual report must include a record of all transactions made during a calendar year. The auditor shall file the annual report at a regular or special***

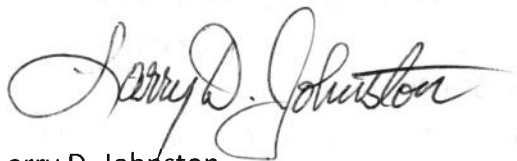
***term of the commissioners court held during the month of April of the following year. The auditor shall file a copy of the report with the district judges of the county.***

By statute, this report must include a record of "all transactions made during a calendar year." To include such detail here would be impractical. Rather, Appendix 5 includes a summary of transactions (GEL124), by line item and fund, for the calendar year ended 12/31/2017. Detailed data in support of this summary are available upon request and incorporated herein by reference.

***At the time the annual audit is delivered to the commissioners court and the district judges, the auditor shall send to the bonding company of each district, county, and precinct officer a report indicating the condition of that person's office.***

Copies of the County's annual external audit are provided as required.

Submitted this 23rd day of April, 2018

A handwritten signature in cursive script that reads "Larry D. Johnston". The signature is written in black ink and is positioned above the printed name and title.

Larry D. Johnston  
Parmer County Auditor


## **APPENDIX 1**

ACCOUNT NAME	BEGINNING CASH BALANCE	CASH RECEIPTS	CASH DISBURSEMENTS	ENDING CASH BALANCE
2017 010 GENERAL FUND FUND TOTALS	2,288,011.06	4,632,332.50	3,935,870.34-	2,984,473.22
2017 021 FARM TO MARKET PCT1 FUND TOTALS	204,985.16	615,601.86	496,125.37-	324,461.65
2017 022 FARM TO MARKET PCT2 FUND TOTALS	285,736.11	483,501.24	517,224.66-	252,012.69
2017 023 FARM TO MARKET PCT3 FUND TOTALS	700,023.26	515,344.19	470,112.27-	745,255.18
2017 024 FARM TO MARKET PCT4 FUND TOTALS	363,383.54	421,224.65	420,512.40-	364,095.79
2017 030 JURY FUND FUND TOTALS	80,982.36	19,963.70	8,920.43-	92,025.63
2017 031 LATERAL ROAD PCT 1 FUND TOTALS	.00	7,272.59	7,272.59-	.00
2017 032 LATERAL ROAD PCT 2 FUND TOTALS	.00	6,724.46	6,724.46-	.00
2017 033 LATERAL ROAD PCT 3 FUND TOTALS	.00	9,232.36	9,232.36-	.00
2017 034 LATERAL ROAD PCT 4 FUND TOTALS	.00	7,400.00	7,400.00-	.00
2017 045 LAW ENFORCEMENT CENTER				
2017 047 FORFEITURE FUND FUND TOTALS	39,853.50	91.18	4,140.25-	35,804.43
2017 048 DISTRICT ATTY FORFEITURE FUND FUND TOTALS	57,141.52	19,765.35	18,855.14-	58,051.73
2017 050 COUNTY ATTY FORFEITURE FUND FUND TOTALS	4,753.18	8.58	.00	4,761.76
2017 052 PRE-TRIAL DIVERSION FUND FUND TOTALS	4,846.30	2,543.67	2,020.38-	5,369.59
2017 059 CONTINGENCY FUND FUND TOTALS	85,658.52	268,734.79	200,000.00-	154,393.31
2017 060 INTEREST & SINKING FUND FUND TOTALS	173,636.53	237,885.93	238,725.00-	172,797.46
2017 075 PERMANANT IMPROVEMENTS FUND TOTALS	108,478.32	71,725.71	111,581.69-	68,622.34
2017 076 JAIL CONSTRUCTION FUND				
2017 088 STATE FEES FUND FUND TOTALS	102,196.48	172,680.52	156,975.55-	117,901.45

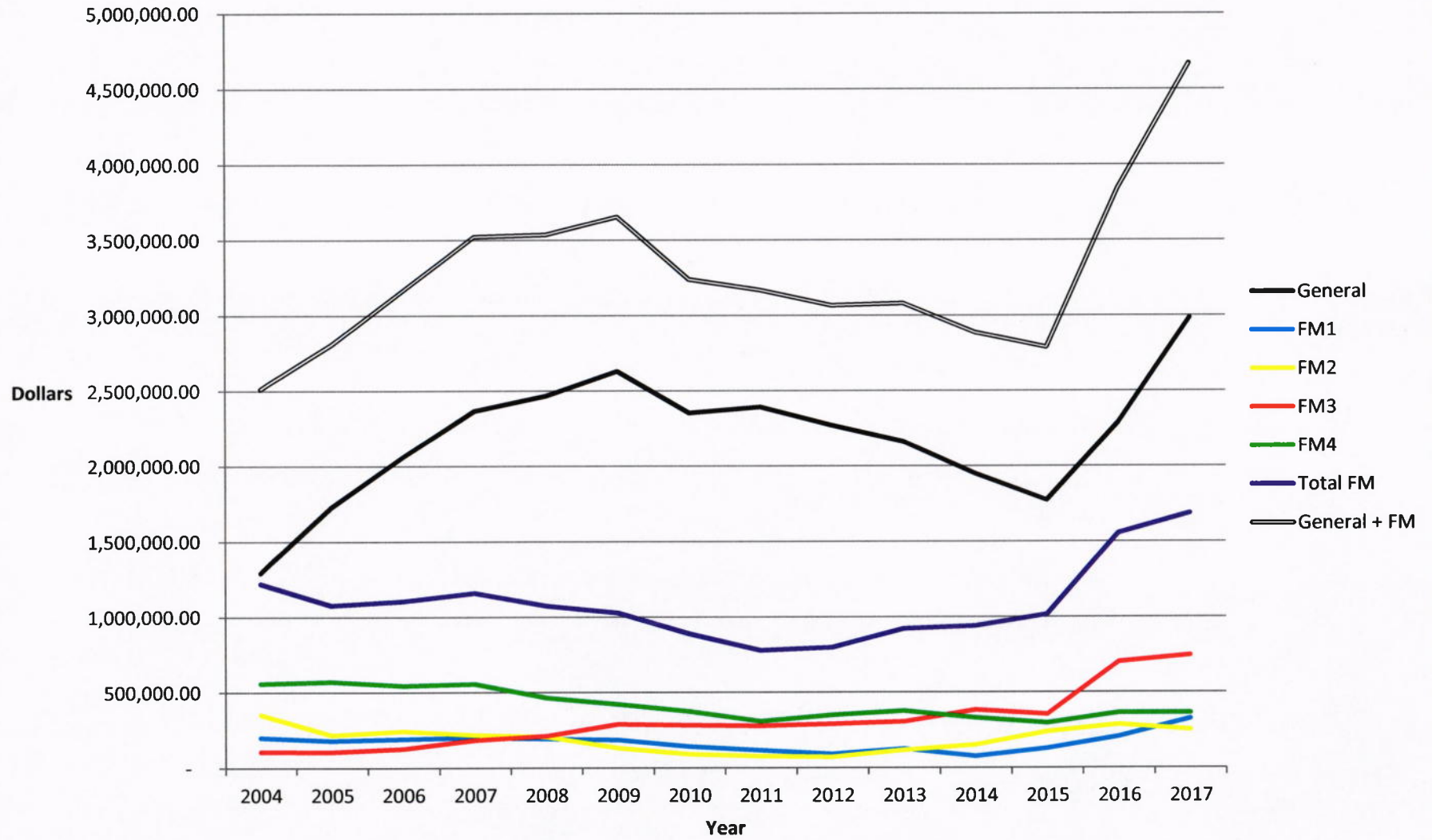
ACCOUNT NAME	BEGINNING CASH BALANCE	CASH RECEIPTS	CASH DISBURSEMENTS	ENDING CASH BALANCE
2017 089 COUNTY ATTY CHECK COLLECTION FUND TOTALS	6,802.71	3,011.65	3,270.17-	6,544.19
2017 090 JUVENILE PROBATION FUND FUND TOTALS	3,856.92	562.01	322.50-	4,096.43
2017 091 DIST ATTY-287TH CK COLLECTION FUND TOTALS	3,166.61	11,798.51	13,332.49-	1,632.63
GRAND TOTALS	<u>4,513,512.08</u>	<u>7,507,405.45</u>	<u>6,628,618.05-</u>	<u>5,392,299.48</u>

**Table 1**  
**Parmer County Cash and Investments**  
**General and Farm to Market Funds**  
**2004-2017**

Year	Cash and Investments						
	General Fund	FM1	FM2	FM3	FM4	Total FM	General + FM
2004	1,290,945.36	200,829.59	352,881.49	106,950.31	558,267.27	1,218,928.66	2,509,874.02
2005	1,728,611.72	180,318.61	218,365.59	106,310.27	570,925.61	1,075,920.08	2,804,531.80
2006	2,061,440.54	191,250.99	242,589.20	125,470.68	543,958.55	1,103,269.42	3,164,709.96
2007	2,366,383.99	200,568.05	217,990.90	183,883.25	554,379.52	1,156,821.72	3,523,205.71
2008	2,465,231.43	192,662.29	205,778.42	210,396.16	462,675.51	1,071,512.38	3,536,743.81
2009	2,628,157.98	185,335.13	131,544.57	288,471.67	421,162.19	1,026,513.56	3,654,671.54
2010	2,352,067.70	141,987.12	90,298.45	281,217.98	373,010.35	886,513.90	3,238,581.60
2011	2,391,388.90	115,262.72	76,879.42	277,040.14	308,180.10	777,362.38	3,168,751.28
2012	2,269,913.50	90,083.93	69,388.81	288,279.87	348,207.65	795,960.26	3,065,873.76
2013	2,161,529.37	123,533.78	116,209.25	304,633.89	374,762.07	919,138.99	3,080,668.36
2014	1,948,622.69	75,141.62	151,865.77	382,525.78	329,121.98	938,655.15	2,887,277.84
2015	1,773,327.01	127,775.86	238,437.64	353,103.23	295,995.29	1,015,312.02	2,788,639.03
2016	2,288,011.06	204,985.16	285,736.11	700,023.26	363,383.54	1,554,128.07	3,842,139.13
2017	2,984,473.22	324,461.65	252,012.69	745,255.18	364,095.79	1,685,825.31	4,670,298.53



**CHART 1  
PARMER CO CASH AND INVESTMENTS BY FUND  
2004-2017**



*[Faint, illegible text, likely bleed-through from the reverse side of the page]*

THE UNIVERSITY OF CHICAGO  
LIBRARY



## APPENDIX 2

ACCOUNT #	ACCOUNT NAME	***** CURRENT *****		***** HISTORY *****		PERCENT	CURRENT
		DEBIT	CREDIT	DEBIT	CREDIT	INCREASE	BUDGET
2017 010-103-000	CASH IN BANK	2984,473.22	.00	2288,011.06	.00	30.44	
2017 010-104-000	INVESTMENT-CD	.00	.00	.00	.00	.00	
2017 010-104-500	INVESTMENT-OTHER	.00	.00	.00	.00	.00	
2017 010-120-000	FINES & FEES RECEIVABLE	2642,740.72	.00	2642,740.72	.00	.00	
2017 010-120-100	ALLOW - FINES & FEES	2317,185.70-	.00	2317,185.70-	.00	.00	
2017 010-121-000	PROPERTY TAXES RECEIVABLE	1767,893.20	.00	1767,893.20	.00	.00	
2017 010-121-100	ALLOW - PROPERTY TAXES	88,117.75-	.00	88,117.75-	.00	.00	
2017 010-130-000	DUE FROM R & B ACCTS	.00	.00	.00	.00	.00	
2017 010-131-100	DUE FROM OTHER ACCTS	.00	.00	.00	.00	.00	
2017 010-132-200	DUE FROM REVENUE	.00	.00	.00	.00	.00	
2017 010-171-000	ESTIMATED REVENUES	.00	.00	.00	.00	.00	
2017 010-171-100	BUDGETED FUND BALANCE	.00	.00	.00	.00	.00	
TOTAL ASSETS		4989,803.69	.00	4293,341.53	.00	16.22	
		-----		-----		-----	
2017 010-201-000	VOUCHERS PAYABLE	.00	.00	.00	.00	.00	
2017 010-202-100	SALARIES PAYABLE	.00	.00	.00	.00	.00	
2017 010-203-000	DUE TO OTHERS	.00	213,815.47-	.00	213,815.47-	.00	
2017 010-204-000	DEFERRED FINES & FEES REVENU	.00	104,493.69-	.00	104,493.69-	.00	
2017 010-205-000	DEFERRED TAX REVENUES	.00	1672,050.57-	.00	1672,050.57-	.00	
2017 010-223-000	CO JDGE/ATTY SAL SUPP	.00	.00	.00	.00	.00	
2017 010-223-100	CIVIL LEGAL	.00	.00	.00	.00	.00	
2017 010-223-200	CO CLERK REC MGMT	.00	104,574.05-	.00	104,574.05-	.00	
2017 010-223-210	CO CLERK ARCHIVE FEE	.00	.00	.00	.00	.00	
2017 010-223-225	CO & DIST CLERK TECHNOLOGY F	.00	.00	.00	.00	.00	
2017 010-223-230	TIME PAYMENT FEES	.00	.00	.00	.00	.00	
2017 010-223-250	RESTRICTED-SCAAP GRANT	.00	6,505.00-	.00	6,505.00-	.00	
2017 010-223-275	SHERIFF'S OFFICE VAN	.00	.00	.00	.00	.00	
2017 010-223-300	EMPLOYEE PD INS	.00	.00	.00	.00	.00	
2017 010-223-400	MOTOR VEH WGT TAX	.00	.00	.00	.00	.00	
2017 010-223-500	DUE FROM CLEARING	.00	.00	.00	.00	.00	
2017 010-241-000	APPROPRIATIONS	.00	.00	.00	.00	.00	
2017 010-241-100	BUDGETED FUND BALANCE	.00	.00	.00	.00	.00	
2017 010-243-000	ENCUMBRANCES	.00	.00	.00	.00	.00	
2017 010-244-000	RESERVE FOR ENCUMBRANCES	.00	.00	.00	.00	.00	
2017 010-271-000	FUND BALANCE	.00	2191,902.75-	.00	1662,267.00-	31.86	
TOTAL LIABILITY & FUND BALANCE		.00	4293,341.53-	.00	3763,705.78-	14.07	
		-----		-----		-----	
2017 010-310-000	AD VALOREM TAXES	.00	3218,183.73-	.00	3067,674.19-	4.91	3095,895.00-
2017 010-330-100	INDIGENT DEFENSE GRANT	.00	8,147.25-	.00	8,435.00-	3.41-	8,500.00-
2017 010-330-101	REIMB HAVA GRANT	.00	.00	.00	.00	.00	
2017 010-340-200	FEES OF OFFICE-SHERIFF	.00	9,577.82-	.00	7,472.00-	28.18	6,500.00-
2017 010-340-400	FEES OF OFFICE-CO CLERK	.00	81,552.50-	.00	94,142.97-	13.37-	95,000.00-
2017 010-340-401	RECORDS MGMT FEE-CO CLERK	.00	11,714.00-	.00	15,448.00-	24.17-	15,000.00-
2017 010-340-402	TECHNOLOGY FUND-CO CLERK	.00	263.91-	.00	316.07-	16.50-	300.00-
2017 010-340-403	ARCHIVE FEE-CO CLERK	.00	11,344.00-	.00	14,904.00-	23.89-	15,000.00-

ACCOUNT #	ACCOUNT NAME	***** CURRENT *****		***** HISTORY *****		PERCENT INCREASE	CURRENT BUDGET
		DEBIT	CREDIT	DEBIT	CREDIT		
2017 010-340-500	FEES OF OFFICE- TAX A/C	.00	36,213.24-	.00	33,837.88-	7.02	35,000.00-
2017 010-340-700	FEES OF OFFICE-DIST CLERK	.00	35,594.15-	.00	38,022.66-	6.39-	41,500.00-
2017 010-340-701	RECORDS MGMT FEE-DISTCLERK	.00	625.00-	.00	580.00-	7.76	750.00-
2017 010-340-702	TECHNOLOGY FUND-DIST CLERK	.00	1,244.00-	.00	1,190.00-	4.54	1,500.00-
2017 010-340-703	ARCHIVE FEE-DISTRICT CLERK	.00	505.00-	.00	480.00-	5.21	600.00-
2017 010-340-800	FEES OF OFFICE-JP1	.00	52,357.32-	.00	59,765.60-	12.40-	52,500.00-
2017 010-340-801	FEES OF OFFICE-JP2	.00	45,718.73-	.00	40,335.50-	13.35	38,500.00-
2017 010-340-802	FEES OF OFFICE-JP3	.00	57,032.06-	.00	43,091.40-	32.35	42,000.00-
2017 010-342-000	STATE FEES REVENUE	.00	21,503.23-	.00	21,572.64-	.32-	20,000.00-
2017 010-342-100	***NOT IN USE***	.00	.00	.00	.00	.00	.00
2017 010-342-101	FEMA GRANT REVENUES	.00	.00	.00	.00	.00	.00
2017 010-342-300	SCAAP GRANT REIMBURSEMENT	.00	.00	.00	.00	.00	.00
2017 010-342-305	HOMELAND SECURITY GRANT	.00	.00	.00	.00	.00	.00
2017 010-342-310	***NOT IN USE***	.00	.00	.00	.00	.00	.00
2017 010-342-600	STATE FUNDS-CO JDG	.00	5,000.00-	.00	5,000.00-	.00	5,000.00-
2017 010-342-700	ADDTL STATE FUNDS-CO JDG	.00	20,200.00-	.00	20,200.00-	.00	20,200.00-
2017 010-342-800	STATE FUNDS-CO ATTY	.00	35,000.00-	.00	35,000.00-	.00	35,000.00-
2017 010-350-000	SALES PROCEEDS-CAPITAL ASSET	.00	.00	.00	.00	.00	.00
2017 010-350-100	INSURANCE PROCEEDS	.00	.00	.00	103,585.70-	.00	10,000.00-
2017 010-360-000	INTEREST-NOW ACCT	.00	7,173.57-	.00	6,198.70-	15.73	6,800.00-
2017 010-360-100	INTEREST-CD	.00	.00	.00	.00	.00	.00
2017 010-360-200	INTEREST-INVESTMENTS	.00	.00	.00	.00	.00	.00
2017 010-370-000	OTHER REVENUE	.00	54,473.13-	.00	147,452.57-	63.06-	50,000.00-
2017 010-370-100	WINDFARM PMTS IN LIEU OF TAX	.00	460,800.00-	.00	.00	.00	460,800.00-
2017 010-380-000	INMATE HOUSING	.00	4,470.00-	.00	82,752.00-	94.60-	115,000.00-
2017 010-390-000	TRANSFERS - IN	.00	.00	.00	150,000.00-	.00	.00
2017 010-399-990	ACTUAL REVENUE	.00	.00	.00	.00	.00	.00
TOTAL REVENUE		.00	4178,692.64-	.00	3997,456.88-	4.53	

2017 010-400-101	COUNTY JUDGE SALARY	51,097.44	.00	51,097.44	.00	.00	51,097.44
2017 010-400-102	STATE SUPPLEMENT (CO JDG)	25,200.00	.00	25,200.00	.00	.00	25,200.00
2017 010-400-105	STAFF SALARIES	30,037.20	.00	29,936.68	.00	.34	30,037.27
2017 010-400-106	STAFF SUPPLEMENTS	1,200.00	.00	1,200.00	.00	.00	1,200.00
2017 010-400-107	ADDITIONAL LABOR	.00	.00	.00	.00	.00	.00
2017 010-400-111	JUVENILE BOARD COMP (CO JDG)	900.00	.00	900.00	.00	.00	900.00
2017 010-400-112	LONGEVITY PAY	1,320.00	.00	1,260.00	.00	4.76	1,320.00
2017 010-400-113	AUTO ALLOWANCE	2,250.00	.00	2,250.00	.00	.00	2,250.00
2017 010-400-201	EMPLOYERS SS	8,333.80	.00	8,322.47	.00	.14	8,563.77
2017 010-400-202	EMPLOYERS INSURANCE	9,556.08	.00	9,505.88	.00	.53	9,556.08
2017 010-400-203	EMPLOYERS RETIREMENT	9,677.04	.00	10,479.66	.00	7.66-	9,677.04
2017 010-400-204	WORKERS COMP	277.44	.00	306.33	.00	9.43-	310.00
2017 010-400-207	UNEMPLOYMENT	15.96	.00	41.25	.00	61.31-	15.96
2017 010-400-390	MISC EXPENSES	.00	.00	14.91	.00	.00	221.60
2017 010-400-401	PHONES & INTERNET	1,076.08	.00	995.66	.00	8.08	1,200.00
2017 010-400-402	REFERENCE MATERIALS	114.00	.00	251.55	.00	54.68-	114.00
2017 010-400-403	DUES & SUBSCRIPTIONS	704.00	.00	904.00	.00	22.12-	704.00
2017 010-400-404	INTEREST & FINANCE CHGS	.00	.00	.00	.00	.00	.00
2017 010-400-405	SVC & MAINT CONTRACTS	2,052.00	.00	1,900.00	.00	8.00	2,055.00
2017 010-400-408	LEASES & RENTALS	.00	.00	.00	.00	.00	.00
2017 010-400-411	COURT APPT ATTY FEES-JUVENIL	937.50	.00	375.00	.00	150.00	1,000.00

ACCOUNT #	ACCOUNT NAME	***** CURRENT ***** DEBIT	***** CREDIT *****	***** HISTORY ***** DEBIT	***** CREDIT *****	PERCENT INCREASE	CURRENT BUDGET
2017 010-400-412	COURT APPT ATTY EXP-JUVENILE	.00	.00	.00	.00	.00	
2017 010-400-413	COURT APPT ATTY FEES	3,143.75	.00	4,200.00	.00	25.15-	4,000.00
2017 010-400-414	COURT APPT ATTY EXP	.00	.00	.00	.00	.00	500.00
2017 010-400-415	INTERPRETERS	255.00	.00	345.00	.00	26.09-	400.00
2017 010-400-418	SOFTWARE	24.95	.00	119.86	.00	79.18-	125.00
2017 010-400-419	COMPUTER & PERIPHERAL MAINT	236.26	.00	669.25	.00	64.70-	250.00
2017 010-400-423	INSURANCE-PUBLIC OFFICIAL LI	553.40	.00	585.40	.00	5.47-	595.00
2017 010-400-425	EDUCATION & TRAINING	3,439.00	.00	5,043.44	.00	31.81-	4,500.00
2017 010-400-426	TRAVEL EXPENSE	515.36	.00	612.46	.00	15.85-	700.00
2017 010-400-427	OFFICE SUPPLIES	887.33	.00	711.37	.00	24.74	1,275.00
2017 010-400-428	OFFICE EQUIPMENT	.00	.00	.00	.00	.00	250.00
2017 010-400-430	LEGAL NOTICES & PUBLICATIONS	44.10	.00	.00	.00	.00	250.00
2017 010-400-481	BONDS & NOTARY FEES	310.02	.00	141.00	.00	119.87	310.02
2017 010-400-485	PROFESSIONAL SERVICES-JUVENI	2,650.00	.00	1,600.00	.00	65.63	2,650.00
2017 010-400-486	PROFESSIONAL SERVICES	.00	.00	.00	.00	.00	500.00
	CO JUDGE EXP	156,807.71	.00	158,968.61	.00	1.36-	
2017 010-403-101	COUNTY CLERK SALARY	42,830.88	.00	41,583.36	.00	3.00	42,830.88
2017 010-403-104	STAFF SALARIES	59,145.60	.00	57,423.12	.00	3.00	59,145.60
2017 010-403-107	ADDITIONAL LABOR	.00	.00	.00	.00	.00	
2017 010-403-112	LONGEVITY PAY	1,755.00	.00	1,680.00	.00	4.46	1,755.00
2017 010-403-201	EMPLOYERS SS	7,300.29	.00	7,119.88	.00	2.53	7,862.81
2017 010-403-202	EMPLOYERS INSURANCE	28,668.24	.00	28,517.64	.00	.53	28,668.24
2017 010-403-203	EMPLOYERS RETIREMENT	8,962.32	.00	9,434.64	.00	5.01-	8,962.32
2017 010-403-204	WORKERS COMP	416.16	.00	459.52	.00	9.44-	465.00
2017 010-403-207	UNEMPLOYMENT	30.00	.00	75.68	.00	60.36-	30.00
2017 010-403-390	MISC EXPENSES	.00	.00	.00	.00	.00	906.21
2017 010-403-401	PHONES & INTERNET	1,951.20	.00	1,772.32	.00	10.09	1,951.20
2017 010-403-402	REFERENCE MATERIALS	80.50	.00	152.00	.00	47.04-	350.00
2017 010-403-403	DUES & SUBSCRIPTIONS	125.00	.00	125.00	.00	.00	125.00
2017 010-403-404	INTEREST & FINANCE CHGS	.00	.00	.00	.00	.00	
2017 010-403-405	SVC & MAINT CONTRACTS	7,210.00	.00	6,675.00	.00	8.01	7,225.00
2017 010-403-408	LEASES & RENTALS	18,000.00	.00	18,053.62	.00	.30-	18,330.00
2017 010-403-418	SOFTWARE	.00	.00	.00	.00	.00	
2017 010-403-419	COMPUTER & PERIPHERAL MAINT	101.25	.00	826.87	.00	87.76-	400.00
2017 010-403-420	REC MGMT FEE EXP-CO CLERK	2,500.00	.00	.00	.00	.00	2,500.00
2017 010-403-421	TECHNOLOGY FUND EXP-CO CLERK	.00	.00	.00	.00	.00	
2017 010-403-422	ARCHIVE FEE EXP-CO CLERK	2,331.00	.00	.00	.00	.00	
2017 010-403-423	INSURANCE-PUBLIC OFFICIAL LI	553.40	.00	585.40	.00	5.47-	595.00
2017 010-403-425	EDUCATION & TRAINING	887.53	.00	2,255.20	.00	60.65-	4,750.00
2017 010-403-426	TRAVEL EXPENSES	104.54	.00	.00	.00	.00	104.54
2017 010-403-427	OFFICE SUPPLIES	3,797.07	.00	9,014.25	.00	57.88-	7,500.00
2017 010-403-428	OFFICE EQUIPMENT	.00	.00	138.95	.00	.00	150.00
2017 010-403-430	LEGAL NOTICES & PUBLICATIONS	.00	.00	287.85	.00	.00	500.00
2017 010-403-481	BONDS & NOTARY FEES	170.00	.00	170.00	.00	.00	250.00
2017 010-403-486	PROFESSIONAL SERVICES	.00	.00	.00	.00	.00	
2017 010-403-487	ELECTION EXPENSES	12,497.65	.00	21,544.92	.00	41.99-	15,000.00
	CO CLERK EXP	199,417.63	.00	207,895.22	.00	4.08-	
2017 010-409-101	WASTE MGMT SALARIES	8,288.00	.00	7,840.00	.00	5.71	8,288.00
2017 010-409-201	EMPLOYERS SS	1,597.94	.00	1,563.64	.00	2.19	1,597.94
2017 010-409-202	EMPLOYERS INSURANCE	.00	.00	.00	.00	.00	
2017 010-409-203	EMPLOYERS RETIREMENT	1,088.76	.00	1,180.68	.00	7.79-	1,779.84
2017 010-409-204	WORKERS COMP	208.68	.00	294.64	.00	29.17-	940.00
2017 010-409-207	UNEMPLOYMENT	4.15	.00	10.20	.00	59.31-	10.30

ACCOUNT #	ACCOUNT NAME	***** CURRENT ***** DEBIT	***** CREDIT *****	***** HISTORY ***** DEBIT	***** CREDIT *****	PERCENT INCREASE	CURRENT BUDGET
2017 010-409-310	***NOT IN USE***	.00	.00	.00	.00	.00	
2017 010-409-315	TIME PAYMENT FEE EXP	.00	.00	.00	.00	.00	
2017 010-409-341	POSTAGE-SHARED	4,493.08	.00	3,717.11	.00	20.88	4,500.00
2017 010-409-390	MISC EXPENSES	562.39	.00	917.58	.00	38.71-	5,214.62
2017 010-409-391	***NOT IN USE***	.00	.00	.00	.00	.00	
2017 010-409-392	***NOT IN USE***	.00	.00	.00	.00	.00	
2017 010-409-394	LAW LIBRARY	12,492.61	.00	9,709.61	.00	28.66	15,000.00
2017 010-409-400	INSURANCE-GENERAL LIABILITY	.00	.00	.00	.00	.00	
2017 010-409-401	INSURANCE-PROPERTY	12,715.00	.00	9,061.20	.00	40.32	12,715.00
2017 010-409-402	INSURANCE-AUTO	.00	.00	.00	.00	.00	
2017 010-409-403	INSURANCE-PUBLIC OFFICIAL LI	.00	.00	.00	.00	.00	
2017 010-409-404	INTEREST & FINANCE CHGS	.00	.00	62.64	.00	.00	
2017 010-409-405	SVC & MAINT CONTRACTS	56,363.84	.00	52,042.51	.00	8.30	56,363.84
2017 010-409-406	***NOT IN USE***	.00	.00	.00	.00	.00	
2017 010-409-407	JANITORIAL SUPPLIES-COURTHOU	3,857.24	.00	4,833.72	.00	20.20-	7,000.00
2017 010-409-408	LEASES & RENTALS	8,066.61	.00	7,693.25	.00	4.85	8,066.61
2017 010-409-409	FEMA GRANT EXPENSES	.00	.00	.00	.00	.00	
2017 010-409-411	INDIGENT CARE	2,805.48	.00	4,211.96	.00	33.39-	5,500.00
2017 010-409-412	INDIGENT DEFENSE GRANT EXP	.00	.00	.00	.00	.00	
2017 010-409-413	***NOT IN USE***	.00	.00	.00	.00	.00	
2017 010-409-414	EMPLOYEE MEDICAL EXPENSES	1,080.00	.00	1,256.88	.00	14.07-	1,500.00
2017 010-409-415	AUTOPSY EXPENSES	4,400.00	.00	2,200.00	.00	100.00	7,500.00
2017 010-409-416	PENALTIES & FINES	.00	.00	750.00	.00	.00	
2017 010-409-417	LICENSES & FEES	127.94	.00	20.00	.00	539.70	250.00
2017 010-409-418	SOFTWARE	14,474.32	.00	730.40	.00	1881.70	14,500.00
2017 010-409-419	COMPUTER & PERIPHERAL MAINT	2,123.33	.00	2,413.12	.00	12.01-	7,500.00
2017 010-409-420	PHONES & INTERNET	1,443.20	.00	3,487.70	.00	58.62-	2,000.00
2017 010-409-427	OFFICE SUPPLIES-SHARED	1,346.25	.00	2,559.20	.00	47.40-	5,000.00
2017 010-409-428	OFFICE EQUIPMENT	429.72	.00	215.04	.00	99.83	2,500.00
2017 010-409-430	LEGAL NOTICE & PUBLICATIONS	445.20	.00	527.70	.00	15.63-	750.00
2017 010-409-440	WASTE MGMT-FRIONA	5,184.29	.00	4,715.66	.00	9.94	7,500.00
2017 010-409-441	WASTE MGMT-BOVINA	.00	.00	124.25	.00	.00	2,500.00
2017 010-409-442	WASTE MGMT-LAZBUDDIE	5,162.92	.00	4,123.03	.00	25.22	5,162.92
2017 010-409-443	UTILITIES-COURTHOUSE	18,932.28	.00	18,389.57	.00	2.95	22,500.00
2017 010-409-445	UTILITIES-MHMR	885.48	.00	738.55	.00	19.89	885.48
2017 010-409-450	RPR & MAINT-COURTHOUSE	12,257.19	.00	14,711.26	.00	16.68-	20,000.00
2017 010-409-451	RPR & MAINT-BOVINA PROPERTY	489.36	.00	.00	.00	.00	489.36
2017 010-409-452	***NOT IN USE***	.00	.00	.00	.00	.00	
2017 010-409-454	***NOT IN USE***	.00	.00	.00	.00	.00	
2017 010-409-463	***NOT IN USE***	.00	.00	.00	.00	.00	
2017 010-409-465	SUBSIDY PC PIONEER MUSEUM	17,600.00	.00	17,600.00	.00	.00	17,600.00
2017 010-409-466	SUBSIDY PANCOM	2,254.83	.00	2,848.89	.00	20.85-	2,255.00
2017 010-409-467	SUBSIDY MHMR	9,859.00	.00	9,859.00	.00	.00	10,300.00
2017 010-409-468	SUBSIDY VETERANS SVC OFFICER	2,500.00	.00	1,800.00	.00	38.89	2,500.00
2017 010-409-470	SUBSIDY 911	.00	.00	.00	.00	.00	
2017 010-409-471	SUBSIDY AMBULANCE	24,000.00	.00	24,000.00	.00	.00	24,000.00
2017 010-409-472	SUBSIDY FAMILY SUPPORT	1,000.00	.00	1,000.00	.00	.00	1,000.00
2017 010-409-473	SUBSIDY JUVENILE PROBATION	40,825.00	.00	40,825.00	.00	.00	40,825.00
2017 010-409-474	SUBSIDY PHCS	3,000.00	.00	3,000.00	.00	.00	3,000.00
2017 010-409-475	SUBSIDY PC CHILD WELFARE	1,000.00	.00	1,000.00	.00	.00	1,000.00
2017 010-409-476	SUBSIDY PC HISTORICAL COMM	750.00	.00	750.00	.00	.00	750.00
2017 010-409-477	SUBSIDY NRCS	.00	.00	2,400.00	.00	.00	
2017 010-409-478	SUBSIDY VFDS	100,000.00	.00	100,000.00	.00	.00	100,000.00
2017 010-409-479	SUBSIDY HP FOOD BANK	2,000.00	.00	1,200.00	.00	66.67	2,000.00
2017 010-409-480	DUES & SUBSCRIPTIONS	1,827.87	.00	2,879.05	.00	36.51-	3,250.00

ACCOUNT #	ACCOUNT NAME	***** CURRENT ***** DEBIT	***** CREDIT *****	***** HISTORY ***** DEBIT	***** CREDIT *****	PERCENT INCREASE	CURRENT BUDGET
2017 010-409-481	BONDS	.00	.00	.00	.00	.00	
2017 010-409-482	NOTARY FEES	.00	.00	.00	.00	.00	
2017 010-409-483	BANK FEES	450.00	.00	1,800.00	.00	75.00-	1,800.00
2017 010-409-484	APPRAISAL FEES	123,394.00	.00	112,748.96	.00	9.44	123,394.00
2017 010-409-485	***NOT IN USE***	.00	.00	.00	.00	.00	
2017 010-409-486	PROFESSIONAL SERVICES	27,430.00	.00	34,937.80	.00	21.49-	30,000.00
2017 010-409-487	***NOT IN USE***	.00	.00	.00	.00	.00	
2017 010-409-488	EMERGENCY MGMT COORDINATOR	12,000.00	.00	12,000.00	.00	.00	12,000.00
2017 010-409-489	EMERGENCY MGMT EXPENSES	612.95	.00	592.24	.00	3.50	1,500.00
2017 010-409-490	SAFETY COORDINATOR	600.00	.00	600.00	.00	.00	600.00
2017 010-409-491	SAFETY COORDINATOR EXPENSES	1,703.13	.00	.00	.00	.00	1,703.13
	NON DEPARTMENTAL EXP	554,132.04	.00	531,942.04	.00	4.17	
2017 010-435-107	ADDITIONAL LABOR	2,076.64	.00	3,979.40	.00	47.82-	2,076.64
2017 010-435-110	COURT REPORTER SALARY	23,700.00	.00	23,700.00	.00	.00	23,700.00
2017 010-435-111	JUVENILE BOARD COMP (DIST JD	540.00	.00	540.00	.00	.00	540.00
2017 010-435-201	EMPLOYERS SS	1,854.39	.00	1,854.39	.00	.00	1,854.39
2017 010-435-202	EMPLOYERS INSURANCE	9,556.08	.00	9,505.88	.00	.53	9,556.08
2017 010-435-203	EMPLOYERS RETIREMENT	2,094.34	.00	2,271.31	.00	7.79-	2,094.34
2017 010-435-204	WORKERS COMP	138.72	.00	153.16	.00	9.43-	155.00
2017 010-435-207	UNEMPLOYMENT	11.84	.00	30.80	.00	61.56-	11.85
2017 010-435-390	MISC EXPENSES	.00	.00	.00	.00	.00	500.00
2017 010-435-392	NINTH ADMN JUDICIAL ASSESSME	1,086.18	.00	.00	.00	.00	1,086.18
2017 010-435-400	PHONES & INTERNET CSCD	2,480.67	.00	2,410.13	.00	2.93	2,480.67
2017 010-435-401	PHONES & INTERNET DJ	450.52	.00	415.18	.00	8.51	500.00
2017 010-435-402	REFERENCE MATERIALS	1,312.00	.00	1,363.50	.00	3.78-	1,312.00
2017 010-435-403	DUES & SUBSCRIPTIONS	.00	.00	.00	.00	.00	
2017 010-435-404	INTEREST & FINANCE CHGS	.00	.00	.00	.00	.00	
2017 010-435-405	SVC & MAINT CONTRACTS	.00	.00	.00	.00	.00	
2017 010-435-408	LEASES & RENTALS	.00	.00	.00	.00	.00	
2017 010-435-413	COURT APPT ATTY FEES	45,496.50	.00	32,749.55	.00	38.92	45,496.50
2017 010-435-414	COURT APPT ATTY EXPENSES	1,719.48	.00	91.00	.00	1789.54	2,500.00
2017 010-435-415	INTERPRETERS	225.00	.00	1,305.00	.00	82.76-	225.00
2017 010-435-418	SOFTWARE	54.00	.00	.00	.00	.00	54.00
2017 010-435-419	COMPUTER & PERIPHERAL MAINT	253.13	.00	70.72	.00	257.93	253.13
2017 010-435-422	INSURANCE-AUTO	.00	.00	.00	.00	.00	
2017 010-435-425	EDUCATION & TRAINING	598.45	.00	.00	.00	.00	1,000.00
2017 010-435-426	TRAVEL EXPENSES	902.70	.00	.00	.00	.00	902.70
2017 010-435-427	OFFICE SUPPLIES	512.33	.00	141.96	.00	260.90	512.33
2017 010-435-428	OFFICE EQUIPMENT	.00	.00	388.95	.00	.00	27.53
2017 010-435-430	LEGAL NOTICES & PUBLICATIONS	16.80	.00	.00	.00	.00	100.00
2017 010-435-481	BONDS & NOTARY FEES	.00	.00	.00	.00	.00	
2017 010-435-486	PROFESSIONAL SERVICES	.00	.00	750.00	.00	.00	
	DISTRICT COURT EXP	95,079.77	.00	81,720.93	.00	16.35	
2017 010-450-101	DISTRICT CLERK SALARY	42,830.88	.00	41,583.36	.00	3.00	42,830.88
2017 010-450-104	STAFF SALARIES	59,145.60	.00	58,409.75	.00	1.26	59,145.81
2017 010-450-107	ADDITIONAL LABOR	.00	.00	.00	.00	.00	
2017 010-450-112	LONGEVITY PAY	1,740.00	.00	2,320.00	.00	25.00-	2,400.00
2017 010-450-201	EMPLOYERS SS	7,819.08	.00	7,759.62	.00	.77	7,984.82
2017 010-450-202	EMPLOYERS INSURANCE	28,668.24	.00	29,303.18	.00	2.17-	28,668.24
2017 010-450-203	EMPLOYERS RETIREMENT	8,961.00	.00	9,586.90	.00	6.53-	9,018.14
2017 010-450-204	WORKERS COMP	416.16	.00	459.52	.00	9.44-	465.00
2017 010-450-207	UNEMPLOYMENT	29.96	.00	77.70	.00	61.44-	30.29
2017 010-450-390	MISC EXPENSES	.00	.00	.00	.00	.00	

ACCOUNT #	ACCOUNT NAME	***** CURRENT DEBIT	***** CREDIT	***** HISTORY DEBIT	***** CREDIT	PERCENT INCREASE	CURRENT BUDGET
2017 010-450-401	PHONES & INTERNET	1,730.01	.00	1,899.00	.00	8.90-	1,850.00
2017 010-450-402	REFERENCE MATERIALS	414.00	.00	.00	.00	.00	414.00
2017 010-450-403	DUES & SUBSCRIPTIONS	225.00	.00	175.00	.00	28.57	225.00
2017 010-450-404	INTEREST & FINANCE CHGS	.00	.00	.00	.00	.00	.00
2017 010-450-405	SVC & MAINT CONTRACTS	13,367.00	.00	12,587.00	.00	6.20	13,500.00
2017 010-450-408	LEASES & RENTALS	.00	.00	.00	.00	.00	.00
2017 010-450-418	SOFTWARE	161.99	.00	.00	.00	.00	161.99
2017 010-450-419	COMPUTER & PERIPHERAL MAINT	538.50	.00	789.26	.00	31.77-	1,500.00
2017 010-450-420	REC MGMT FEE EXP-DIST CLERK	.00	.00	.00	.00	.00	.00
2017 010-450-421	TECHNOLOGY FUND EXP-DIST CLE	.00	.00	.00	.00	.00	.00
2017 010-450-423	INSURANCE-PUBLIC OFFICIAL LI	553.40	.00	585.40	.00	5.47-	595.00
2017 010-450-425	EDUCATION & TRAINING	3,226.23	.00	2,783.89	.00	15.89	4,064.91
2017 010-450-426	TRAVEL EXPENSES	.00	.00	.00	.00	.00	.00
2017 010-450-427	OFFICE SUPPLIES	3,622.76	.00	2,667.41	.00	35.82	3,622.76
2017 010-450-428	OFFICE EQUIPMENT	605.36	.00	.00	.00	.00	605.36
2017 010-450-430	LEGAL NOTICES & PUBLICATIONS	.00	.00	.00	.00	.00	.00
2017 010-450-481	BONDS & NOTARY FEES	50.00	.00	150.00	.00	66.67-	250.00
2017 010-450-486	PROFESSIONAL SERVICES	.00	.00	.00	.00	.00	.00
	DISTRICT CLERK EXP	174,105.17	.00	171,136.99	.00	1.73	
2017 010-455-101	JP1 SALARY	26,625.00	.00	25,849.56	.00	3.00	26,625.05
2017 010-455-112	LONGEVITY PAY	600.00	.00	600.00	.00	.00	600.00
2017 010-455-201	EMPLOYERS SS	2,082.72	.00	2,023.32	.00	2.94	2,082.72
2017 010-455-202	EMPLOYERS INSURANCE	.00	.00	.00	.00	.00	.00
2017 010-455-203	EMPLOYERS RETIREMENT	2,352.12	.00	2,478.24	.00	5.09-	2,352.24
2017 010-455-204	WORKERS COMP	138.72	.00	153.16	.00	9.43-	155.00
2017 010-455-208	***NOT IN USE***	.00	.00	.00	.00	.00	.00
2017 010-455-209	***NOT IN USE***	.00	.00	.00	.00	.00	.00
2017 010-455-341	POSTAGE	249.15	.00	361.24	.00	31.03-	250.00
2017 010-455-390	MISC EXPENSES	.00	.00	.00	.00	.00	12.36
2017 010-455-401	PHONES & INTERNET	1,171.50	.00	1,101.30	.00	6.37	1,250.00
2017 010-455-402	REFERENCE MATERIALS	.00	.00	.00	.00	.00	250.00
2017 010-455-403	DUES & SUBSCRIPTIONS	135.00	.00	60.00	.00	125.00	135.00
2017 010-455-404	INTEREST & FINANCE CHGS	.00	.00	.00	.00	.00	.00
2017 010-455-405	SVC & MAINT CONTRACTS	5,583.34	.00	4,933.30	.00	13.18	5,585.00
2017 010-455-406	***NOT IN USE***	.00	.00	.00	.00	.00	.00
2017 010-455-408	LEASES & RENTALS	2,484.00	.00	2,400.00	.00	3.50	2,484.00
2017 010-455-413	COURT APPT ATTY FEES	.00	.00	.00	.00	.00	.00
2017 010-455-414	COURT APPT ATTY EXPENSES	.00	.00	.00	.00	.00	.00
2017 010-455-415	INTERPRETERS	.00	.00	.00	.00	.00	.00
2017 010-455-418	SOFTWARE	.00	.00	.00	.00	.00	.00
2017 010-455-419	COMPUTER & PERIPHERAL MAINT	303.75	.00	168.75	.00	80.00	303.75
2017 010-455-423	INSURANCE-PUBLIC OFFICIAL LI	553.40	.00	585.40	.00	5.47-	595.00
2017 010-455-425	EDUCATION & TRAINING	1,052.79	.00	1,324.89	.00	20.54-	1,500.00
2017 010-455-426	TRAVEL EXPENSES	1,419.89	.00	1,578.96	.00	10.07-	1,419.89
2017 010-455-427	OFFICE SUPPLIES	188.25	.00	357.56	.00	47.35-	500.00
2017 010-455-428	OFFICE EQUIPMENT	21.44	.00	.00	.00	.00	150.00
2017 010-455-430	LEGAL NOTICE & PUBLICATIONS	.00	.00	.00	.00	.00	.00
2017 010-455-443	UTILITIES	1,800.00	.00	1,800.00	.00	.00	1,800.00
2017 010-455-481	BONDS & NOTARY FEES	.00	.00	.00	.00	.00	180.00
2017 010-455-486	PROFESSIONAL SERVICES	.00	.00	.00	.00	.00	.00
	JP1 EXP	46,761.07	.00	45,775.68	.00	2.15	
2017 010-460-101	JP2 SALARY	26,625.00	.00	25,849.56	.00	3.00	26,625.05
2017 010-460-112	LONGEVITY PAY	660.00	.00	660.00	.00	.00	660.00

ACCOUNT #	ACCOUNT NAME	***** CURRENT *****		***** HISTORY *****		PERCENT	CURRENT
		DEBIT	CREDIT	DEBIT	CREDIT	INCREASE	BUDGET
2017 010-460-201	EMPLOYERS SS	2,087.28	.00	2,028.00	.00	2.92	2,087.31
2017 010-460-202	EMPLOYERS INSURANCE	9,556.08	.00	9,505.88	.00	.53	9,556.08
2017 010-460-203	EMPLOYERS RETIREMENT	2,357.40	.00	2,483.88	.00	5.09-	2,357.43
2017 010-460-204	WORKERS COMP	138.72	.00	153.16	.00	9.43-	155.00
2017 010-460-208	***NOT IN USE***	.00	.00	.00	.00	.00	
2017 010-460-209	***NOT IN USE***	.00	.00	.00	.00	.00	
2017 010-460-341	POSTAGE	350.77	.00	227.31	.00	.00	
2017 010-460-390	MISC EXPENSES	30.00	.00	30.00	.00	54.31	350.77
2017 010-460-401	PHONES & INTERNET	1,221.20	.00	1,153.47	.00	.00	30.00
2017 010-460-402	REFERENCE MATERIALS	.00	.00	.00	.00	5.87	1,221.20
2017 010-460-403	DUES & SUBSCRIPTIONS	60.00	.00	60.00	.00	.00	250.00
2017 010-460-404	INTEREST & FINANCE CHGS	.00	.00	.00	.00	.00	75.00
2017 010-460-405	SVC & MAINT CONTRACTS	4,983.33	.00	4,333.30	.00	.00	
2017 010-460-406	***NOT IN USE***	.00	.00	.00	.00	15.00	5,976.30
2017 010-460-408	LEASES & RENTALS	2,129.00	.00	6,000.00	.00	.00	
2017 010-460-413	COURT APPT ATTY FEES	.00	.00	.00	.00	64.52-	6,000.00
2017 010-460-414	COURT APPT ATTY EXPENSES	.00	.00	.00	.00	.00	
2017 010-460-415	INTERPRETERS	.00	.00	.00	.00	.00	
2017 010-460-418	SOFTWARE	.00	.00	.00	.00	.00	
2017 010-460-419	COMPUTER & PERIPHERAL MAINT	168.75	.00	202.50	.00	.00	
2017 010-460-423	INSURANCE-PUBLIC OFFICIAL LI	553.40	.00	585.40	.00	16.67-	200.00
2017 010-460-425	EDUCATION & TRAINING	697.74	.00	150.00	.00	5.47-	595.00
2017 010-460-426	TRAVEL EXPENSES	997.59	.00	1,200.96	.00	365.16	800.00
2017 010-460-427	OFFICE SUPPLIES	167.46	.00	364.86	.00	16.93-	1,200.00
2017 010-460-428	OFFICE EQUIPMENT	.00	.00	108.24	.00	54.10-	500.00
2017 010-460-430	LEGAL NOTICE & PUBLICATIONS	.00	.00	.00	.00	.00	150.00
2017 010-460-443	UTILITIES	4,051.41	.00	3,889.08	.00	.00	
2017 010-460-481	BONDS & NOTARY FEES	50.00	.00	.00	.00	4.17	4,051.41
2017 010-460-486	PROFESSIONAL SERVICES	.00	.00	.00	.00	.00	180.00
	JP2 EXP	56,885.13	.00	58,985.60	.00	.00	
						3.56-	
2017 010-465-101	JP3 SALARY	26,625.00	.00	25,849.56	.00	3.00	26,625.05
2017 010-465-112	LONGEVITY PAY	960.00	.00	960.00	.00	.00	960.00
2017 010-465-201	EMPLOYERS SS	2,065.08	.00	2,005.80	.00	2.96	2,110.26
2017 010-465-202	EMPLOYERS INSURANCE	9,556.08	.00	9,505.88	.00	.53	9,556.08
2017 010-465-203	EMPLOYERS RETIREMENT	2,383.44	.00	2,512.08	.00	5.12-	2,383.44
2017 010-465-204	WORKERS COMP	138.72	.00	153.16	.00	9.43-	155.00
2017 010-465-208	***NOT IN USE***	.00	.00	.00	.00	.00	
2017 010-465-209	***NOT IN USE***	.00	.00	.00	.00	.00	
2017 010-465-341	POSTAGE	.00	.00	.00	.00	.00	
2017 010-465-390	MISC EXPENSES	.00	.00	18.80	.00	.00	
2017 010-465-401	PHONES & INTERNET	947.74	.00	.00	.00	.00	420.49
2017 010-465-402	REFERENCE MATERIALS	.00	.00	1,080.99	.00	12.33-	1,000.00
2017 010-465-403	DUES & SUBSCRIPTIONS	171.00	.00	.00	.00	.00	250.00
2017 010-465-404	INTEREST & FINANCE CHGS	.00	.00	171.00	.00	.00	175.00
2017 010-465-405	SVC & MAINT CONTRACTS	4,983.33	.00	.00	.00	.00	
2017 010-465-406	***NOT IN USE***	.00	.00	4,333.40	.00	15.00	4,985.00
2017 010-465-408	LEASES & RENTALS	.00	.00	.00	.00	.00	
2017 010-465-413	COURT APPT ATTY FEES	.00	.00	.00	.00	.00	
2017 010-465-414	COURT APPT ATTY EXPENSES	.00	.00	.00	.00	.00	
2017 010-465-415	INTERPRETERS	15.00	.00	.00	.00	.00	15.00
2017 010-465-418	SOFTWARE	54.00	.00	.00	.00	.00	
2017 010-465-419	COMPUTER & PERIPHERAL MAINT	101.26	.00	.00	.00	.00	54.00
2017 010-465-423	INSURANCE-PUBLIC OFFICIAL LI	553.40	.00	151.88	.00	33.33-	200.00
2017 010-465-425	EDUCATION & TRAINING	592.70	.00	585.40	.00	5.47-	595.00
				207.18	.00	186.08	1,500.00

ACCOUNT #	ACCOUNT NAME	***** CURRENT DEBIT	***** CREDIT	***** HISTORY DEBIT	***** CREDIT	PERCENT INCREASE	CURRENT BUDGET
2017 010-465-426	TRAVEL EXPENSES	27.50	.00	151.20	.00	81.81-	350.00
2017 010-465-427	OFFICE SUPPLIES	245.53	.00	308.67	.00	20.46-	500.00
2017 010-465-428	OFFICE EQUIPMENT	.00	.00	.00	.00	.00	150.00
2017 010-465-430	LEGAL NOTICE & PUBLICATIONS	.00	.00	.00	.00	.00	
2017 010-465-443	UTILITIES	.00	.00	.00	.00	.00	
2017 010-465-481	BONDS & NOTARY FEES	.00	.00	.00	.00	.00	180.00
2017 010-465-486	PROFESSIONAL SERVICES	.00	.00	.00	.00	.00	
	JP3 EXP	49,419.78	.00	47,995.00	.00	2.97	
2017 010-475-101	COUNTY ATTORNEY SALARY	36,697.32	.00	35,628.48	.00	3.00	36,697.33
2017 010-475-102	STATE SUPPLEMENT (CO ATTY)	34,999.92	.00	34,999.92	.00	.00	34,999.92
2017 010-475-104	***NOT IN USE***	.00	.00	.00	.00	.00	
2017 010-475-105	STAFF SALARIES	20,715.36	.00	20,112.00	.00	3.00	20,715.36
2017 010-475-106	***NOT IN USE***	.00	.00	.00	.00	.00	
2017 010-475-107	ADDITIONAL LABOR	.00	.00	.00	.00	.00	500.00
2017 010-475-112	LONGEVITY PAY	660.00	.00	660.00	.00	.00	660.00
2017 010-475-201	EMPLOYERS SS	6,608.02	.00	6,606.12	.00	.03	7,120.06
2017 010-475-202	EMPLOYERS INSURANCE	19,112.16	.00	19,011.76	.00	.53	19,112.16
2017 010-475-203	EMPLOYERS RETIREMENT	8,041.32	.00	8,564.28	.00	6.11-	8,041.47
2017 010-475-204	WORKERS COMP	115.32	.00	116.44	.00	.96-	115.32
2017 010-475-207	UNEMPLOYMENT	10.36	.00	26.16	.00	60.40-	10.36
2017 010-475-341	POSTAGE	298.71	.00	296.42	.00	.77	350.00
2017 010-475-390	MISC EXPENSES	.00	.00	.00	.00	.00	1,035.51
2017 010-475-401	PHONES & INTERNET	64.00	.00	98.94	.00	35.31-	64.00
2017 010-475-402	REFERENCE MATERIALS	.00	.00	.00	.00	.00	
2017 010-475-403	DUES & SUBSCRIPTIONS	.00	.00	.00	.00	.00	
2017 010-475-404	INTEREST & FINANCE CHGS	.00	.00	.00	.00	.00	
2017 010-475-405	SVC & MAINT CONTRACTS	6,602.50	.00	6,112.50	.00	8.02	6,650.00
2017 010-475-408	LEASES & RENTALS	.00	.00	.00	.00	.00	
2017 010-475-415	INTERPRETERS	.00	.00	.00	.00	.00	
2017 010-475-418	SOFTWARE	.00	.00	.00	.00	.00	
2017 010-475-419	COMPUTER & PERIPHERAL MAINT	.00	.00	.00	.00	.00	150.00
2017 010-475-423	INSURANCE-PUBLIC OFFICIAL LI	553.40	.00	585.40	.00	5.47-	595.00
2017 010-475-425	EDUCATION & TRAINING	.00	.00	.00	.00	.00	1,500.00
2017 010-475-426	TRAVEL EXPENSES	.00	.00	.00	.00	.00	
2017 010-475-427	OFFICE SUPPLIES	1,744.53	.00	2,051.21	.00	14.95-	1,744.53
2017 010-475-428	OFFICE EQUIPMENT	.00	.00	.00	.00	.00	
2017 010-475-430	LEGAL NOTICES & PUBLICATIONS	.00	.00	.00	.00	.00	
2017 010-475-481	BONDS & NOTARY FEES	.00	.00	.00	.00	.00	
2017 010-475-486	PROFESSIONAL SERVICES	.00	.00	.00	.00	.00	750.00
	COUNTY ATTY EXP	136,222.92	.00	134,869.63	.00	1.00	
2017 010-476-103	DISTRICT ATTORNEY EXPENSE	70,916.28	.00	62,710.17	.00	13.09	70,916.28
2017 010-476-105	STAFF SALARIES	.00	.00	.00	.00	.00	
2017 010-476-107	ADDITIONAL LABOR	.00	.00	132.00	.00	.00	
2017 010-476-112	LONGEVITY PAY	.00	.00	.00	.00	.00	
2017 010-476-201	EMPLOYERS SS	.00	.00	.00	.00	.00	
2017 010-476-202	EMPLOYERS INSURANCE	.00	.00	.00	.00	.00	
2017 010-476-203	EMPLOYERS RETIREMENT	.00	.00	.00	.00	.00	
2017 010-476-204	WORKERS COMP	.00	.00	.00	.00	.00	
2017 010-476-207	UNEMPLOYMENT	.00	.00	.00	.00	.00	
2017 010-476-341	POSTAGE	.00	.00	.00	.00	.00	
2017 010-476-390	MISC EXPENSES	.00	.00	10.50	.00	.00	
2017 010-476-401	PHONES & INTERNET	.00	.00	.00	.00	.00	
2017 010-476-402	REFERENCE MATERIALS	.00	.00	.00	.00	.00	

ACCOUNT #	ACCOUNT NAME	***** CURRENT ***** DEBIT	***** CREDIT	***** HISTORY ***** DEBIT	***** CREDIT	PERCENT INCREASE	CURRENT BUDGET
2017 010-476-403	DUES & SUBSCRIPTIONS	.00	.00	.00	.00	.00	
2017 010-476-404	INTEREST & FINANCE CHGS	.00	.00	.00	.00	.00	
2017 010-476-405	SVC & MAINT CONTRACTS	6,602.50	.00	6,112.50	.00	8.02	6,650.00
2017 010-476-408	LEASES & RENTALS	.00	.00	.00	.00	.00	
2017 010-476-410	SEXUAL ASSAULT RELATED EXPEN	1,464.00	.00	1,853.00	.00	20.99-	2,000.00
2017 010-476-415	INTERPRETERS	.00	.00	.00	.00	.00	
2017 010-476-418	SOFTWARE	.00	.00	.00	.00	.00	
2017 010-476-419	COMPUTER & PERIPHERAL MAINT	.00	.00	107.25	.00	.00	
2017 010-476-420	INSURANCE-GENERAL LIABILITY	32.44	.00	37.80	.00	14.18-	333.72
2017 010-476-422	INSURANCE-AUTO	77.00	.00	77.00	.00	.00	40.00
2017 010-476-425	EDUCATION & TRAINING	.00	.00	.00	.00	.00	80.00
2017 010-476-426	TRAVEL EXPENSE	.00	.00	.00	.00	.00	
2017 010-476-427	OFFICE SUPPLIES	.00	.00	.00	.00	.00	
2017 010-476-428	OFFICE EQUIPMENT	.00	.00	.00	.00	.00	
2017 010-476-430	LEGAL NOTICES & PUBLICATIONS	.00	.00	.00	.00	.00	500.00
2017 010-476-481	BONDS & NOTARY FEES	.00	.00	.00	.00	.00	
2017 010-476-486	PROFESSIONAL SERVICES	243.00	.00	3,593.80	.00	93.24-	2,500.00
	DISTRICT ATTY EXP	79,335.22	.00	74,634.02	.00	6.30	
2017 010-495-102	AUDITOR SALARY	52,984.28	.00	52,984.29	.00	.00	52,984.28
2017 010-495-104	STAFF SALARIES	.00	.00	.00	.00	.00	
2017 010-495-107	ADDITIONAL LABOR	.00	.00	.00	.00	.00	
2017 010-495-112	LONGEVITY	300.00	.00	300.00	.00	.00	300.00
2017 010-495-201	EMPLOYERS SS	4,076.25	.00	4,076.25	.00	.00	4,076.25
2017 010-495-202	EMPLOYERS INSURANCE	9,556.08	.00	9,505.88	.00	.53	9,556.08
2017 010-495-203	EMPLOYERS RETIREMENT	4,603.76	.00	4,992.63	.00	7.79-	4,603.76
2017 010-495-204	WORKERS COMP	138.72	.00	153.16	.00	9.43-	155.00
2017 010-495-207	UNEMPLOYMENT	26.64	.00	69.27	.00	61.54-	26.64
2017 010-495-390	MISC EXPENSES	.00	.00	.00	.00	.00	
2017 010-495-401	PHONES & INTERNET	461.75	.00	515.95	.00	10.50-	550.00
2017 010-495-402	REFERENCE MATERIALS	98.27	.00	.00	.00	.00	98.27
2017 010-495-403	DUES & SUBSCRIPTIONS	235.00	.00	235.00	.00	.00	235.00
2017 010-495-404	INTEREST & FINANCE CHGS	.00	.00	.00	.00	.00	
2017 010-495-405	SVC & MAINT CONTRACTS	4,104.00	.00	3,800.00	.00	8.00	4,110.00
2017 010-495-408	LEASES & RENTALS	.00	.00	.00	.00	.00	
2017 010-495-418	SOFTWARE	298.81	.00	105.99	.00	181.92	298.81
2017 010-495-419	COMPUTER & PERIPHERAL MAINT	108.71	.00	67.50	.00	61.05	250.00
2017 010-495-423	INSURANCE-PUBLIC OFFICIAL LI	553.40	.00	585.40	.00	5.47-	595.00
2017 010-495-425	EDUCATION & TRAINING	1,700.91	.00	1,503.45	.00	13.13	2,276.69
2017 010-495-426	TRAVEL EXPENSE	.00	.00	.00	.00	.00	
2017 010-495-427	OFFICE SUPPLIES	168.21	.00	181.79	.00	7.47-	250.00
2017 010-495-428	OFFICE EQUIPMENT	.00	.00	115.00	.00	.00	100.00
2017 010-495-430	LEGAL NOTICES & PUBLICATIONS	.00	.00	.00	.00	.00	
2017 010-495-481	BONDS & NOTARY FEES	92.50	.00	.00	.00	.00	92.50
2017 010-495-486	PROFESSIONAL SERVICES	.00	.00	.00	.00	.00	
	CO AUDITOR EXP	79,507.29	.00	79,191.56	.00	.40	
2017 010-497-101	TREASURER SALARY	43,315.17	.00	42,067.64	.00	2.97	43,315.17
2017 010-497-104	STAFF SALARIES	30,037.20	.00	29,162.40	.00	3.00	30,037.27
2017 010-497-107	ADDITIONAL LABOR	.00	.00	.00	.00	.00	
2017 010-497-110	SALARY SUPPLEMENT (TREASURER	2,400.00	.00	2,400.00	.00	.00	2,400.00
2017 010-497-112	LONGEVITY PAY	1,560.00	.00	1,515.00	.00	2.97	1,560.00
2017 010-497-201	EMPLOYERS SS	5,893.89	.00	5,712.11	.00	3.18	5,893.89
2017 010-497-202	EMPLOYERS INSURANCE	19,112.16	.00	19,011.76	.00	.53	19,112.16
2017 010-497-203	EMPLOYERS RETIREMENT	6,679.65	.00	7,041.14	.00	5.13-	6,679.65

ACCOUNT #	ACCOUNT NAME	***** CURRENT DEBIT	***** CREDIT	***** HISTORY DEBIT	***** CREDIT	PERCENT INCREASE	CURRENT BUDGET
2017 010-497-204	WORKERS COMP	277.44	.00	306.36	.00	9.44-	310.00
2017 010-497-207	UNEMPLOYMENT	15.36	.00	38.76	.00	60.37-	15.36
2017 010-497-390	MISC EXPENSES	.00	.00	.00	.00	.00	561.36
2017 010-497-401	PHONES & INTERNET	901.57	.00	964.77	.00	6.55-	950.00
2017 010-497-402	REFERENCE MATERIALS	.00	.00	.00	.00	.00	100.00
2017 010-497-403	DUES & SUBSCRIPTIONS	250.00	.00	150.00	.00	66.67	250.00
2017 010-497-404	INTEREST & FINANCE CHGS	.00	.00	.00	.00	.00	
2017 010-497-405	SVC & MAINT CONTRACTS	4,104.00	.00	3,800.00	.00	8.00	4,110.00
2017 010-497-408	LEASES & RENTALS	.00	.00	.00	.00	.00	
2017 010-497-418	SOFTWARE	.00	.00	.00	.00	.00	
2017 010-497-419	COMPUTER & PERIPHERAL MAINT	50.63	.00	198.96	.00	74.55-	250.00
2017 010-497-423	INSURANCE-PUBLIC OFFICIAL LI	553.40	.00	585.40	.00	5.47-	595.00
2017 010-497-425	EDUCATION & TRAINING	4,538.04	.00	5,583.30	.00	18.72-	5,000.00
2017 010-497-426	TRAVEL EXPENSES	.00	.00	.00	.00	.00	250.00
2017 010-497-427	OFFICE SUPPLIES	1,009.64	.00	2,975.34	.00	66.07-	1,009.64
2017 010-497-428	OFFICE EQUIPMENT	.00	.00	.00	.00	.00	250.00
2017 010-497-430	LEGAL NOTICES & PUBLICATIONS	1,465.80	.00	1,386.00	.00	5.76	1,465.80
2017 010-497-481	BONDS & NOTARY FEES	.00	.00	185.00	.00	.00	100.00
2017 010-497-486	PROFESSIONAL SERVICES	.00	.00	.00	.00	.00	
	CO TREASURER EXP	122,163.95	.00	123,083.94	.00	.75-	
2017 010-499-101	TAX A/C SALARY	42,830.88	.00	41,583.36	.00	3.00	42,830.88
2017 010-499-104	STAFF SALARIES	59,342.67	.00	58,432.52	.00	1.56	59,342.67
2017 010-499-107	ADDITIONAL LABOR	.00	.00	.00	.00	.00	
2017 010-499-112	LONGEVITY PAY	2,275.00	.00	2,430.00	.00	6.38-	2,485.00
2017 010-499-201	EMPLOYERS SS	7,866.86	.00	7,703.12	.00	2.13	7,991.32
2017 010-499-202	EMPLOYERS INSURANCE	27,882.70	.00	28,517.64	.00	2.23-	28,562.28
2017 010-499-203	EMPLOYERS RETIREMENT	9,024.30	.00	9,599.17	.00	5.99-	9,025.49
2017 010-499-204	WORKERS COMP	416.16	.00	459.52	.00	9.44-	465.00
2017 010-499-207	UNEMPLOYMENT	30.40	.00	78.03	.00	61.04-	30.40
2017 010-499-390	MISC EXPENSES	.00	.00	.00	.00	.00	
2017 010-499-401	PHONES & INTERNET	2,328.18	.00	2,095.36	.00	11.11	2,328.18
2017 010-499-402	REFERENCE MATERIALS	.00	.00	.00	.00	.00	100.00
2017 010-499-403	DUES & SUBSCRIPTIONS	189.00	.00	164.00	.00	15.24	189.00
2017 010-499-404	INTEREST & FINANCE CHGS	.00	.00	.00	.00	.00	
2017 010-499-405	SVC & MAINT CONTRACTS	.00	.00	331.00	.00	.00	335.00
2017 010-499-408	LEASES & RENTALS	.00	.00	.00	.00	.00	
2017 010-499-410	TAG SALES COMMISSIONS	72.00	.00	1,586.00	.00	95.46-	772.23
2017 010-499-418	SOFTWARE	.00	.00	.00	.00	.00	
2017 010-499-419	COMPUTER & PERIPHERAL MAINT	377.99	.00	33.75	.00	1019.97	377.99
2017 010-499-423	INSURANCE-PUBLIC OFFICIAL LI	553.40	.00	585.40	.00	5.47-	595.00
2017 010-499-425	EDUCATION & TRAINING	1,485.81	.00	1,604.75	.00	7.41-	2,500.00
2017 010-499-426	TRAVEL EXPENSES	1,333.69	.00	1,581.73	.00	15.68-	1,600.00
2017 010-499-427	OFFICE SUPPLIES	1,396.23	.00	1,111.40	.00	25.63	1,396.23
2017 010-499-428	OFFICE EQUIPMENT	557.99	.00	.00	.00	.00	557.99
2017 010-499-430	LEGAL NOTICES & PUBLICATIONS	81.00	.00	.00	.00	.00	81.00
2017 010-499-481	BONDS & NOTARY FEES	3,509.89	.00	341.00	.00	929.29	3,509.89
2017 010-499-486	PROFESSIONAL SERVICES	.00	.00	.00	.00	.00	
2017 010-499-488	VOTER REGISTRATION EXPENSES	1,990.61	.00	2,004.71	.00	.70-	1,990.61
	TAX A/C EXP	163,544.76	.00	160,242.46	.00	2.06	
2017 010-560-101	SHERIFF SALARY	55,380.36	.00	53,767.32	.00	3.00	55,380.36
2017 010-560-102	JAIL SARGENT SALARIES	73,631.04	.00	71,486.40	.00	3.00	73,631.04
2017 010-560-103	JAILERS SALARIES	300,651.13	.00	283,416.53	.00	6.08	307,760.13
2017 010-560-104	DEPUTIES SALARIES	106,254.27	.00	110,704.14	.00	4.02-	120,998.70

ACCOUNT #	ACCOUNT NAME	***** CURRENT ***** DEBIT	***** CREDIT	***** HISTORY ***** DEBIT	***** CREDIT	PERCENT INCREASE	CURRENT BUDGET
2017 010-560-105	ADMN ASST SALARY	36,821.28	.00	35,748.72	.00	3.00	36,821.28
2017 010-560-106	CHIEF DEPUTY SALARY	42,180.60	.00	44,675.04	.00	5.58-	46,015.29
2017 010-560-107	DIETARY AIDE SALARY	29,620.85	.00	29,048.40	.00	1.97	29,919.90
2017 010-560-108	JAIL MANAGER	41,364.72	.00	40,159.92	.00	3.00	41,364.72
2017 010-560-111	OT/PT/HOLIDAY	53,371.59	.00	54,516.00	.00	2.10-	53,371.59
2017 010-560-112	LONGEVITY PAY	7,565.00	.00	7,645.00	.00	1.05-	8,550.00
2017 010-560-113	SALARY SUPPLEMENT (SHERIFF)	.00	.00	.00	.00	.00	.00
2017 010-560-114	SALARY SUPPLEMENT (DIET AIDE)	4,275.60	.00	4,151.04	.00	3.00	4,275.67
2017 010-560-201	EMPLOYERS SS	56,829.64	.00	55,924.99	.00	1.62	56,829.64
2017 010-560-202	EMPLOYERS INSURANCE	172,009.44	.00	168,929.38	.00	1.82	180,894.44
2017 010-560-203	EMPLOYERS RETIREMENT	64,845.02	.00	68,688.98	.00	5.60-	64,845.02
2017 010-560-204	WORKERS COMP	12,489.96	.00	12,876.08	.00	3.00-	12,489.96
2017 010-560-207	UNEMPLOYMENT	353.72	.00	901.31	.00	60.75-	353.72
2017 010-560-305	HOMELAND SECURITY GRANT EXP	.00	.00	.00	.00	.00	.00
2017 010-560-310	***NOT IN USE***	.00	.00	.00	.00	.00	.00
2017 010-560-328	KITCHEN EQUIP & SUPPLIES	1,352.43	.00	850.88	.00	58.94	1,831.28
2017 010-560-329	INMATE TRANSPORT	5,354.85	.00	3,049.74	.00	75.58	7,500.00
2017 010-560-330	INMATE INCIDENTALS	3,632.03	.00	9,699.11	.00	62.55-	10,000.00
2017 010-560-331	***NOT IN USE***	.00	.00	.00	.00	.00	.00
2017 010-560-332	INMATE FOOD	43,168.70	.00	47,606.38	.00	9.32-	48,000.00
2017 010-560-333	INMATE MEDICAL	29,648.48	.00	41,654.64	.00	28.82-	30,957.96
2017 010-560-334	GASOLINE	24,010.98	.00	22,958.03	.00	4.59	24,010.98
2017 010-560-335	DIESEL	.00	.00	461.86	.00	.00	500.00
2017 010-560-336	BATTERIES, FILTERS, LUBES&TIRE	3,812.12	.00	3,735.67	.00	2.05	5,000.00
2017 010-560-337	RPR & MAINT ROLLING STOCK	7,261.07	.00	8,138.54	.00	10.78-	16,500.00
2017 010-560-338	RPR & MAINT FACILITIES	17,412.37	.00	25,161.78	.00	30.80-	17,412.37
2017 010-560-339	RPR & MAINT EQUIPMENT	17,057.93	.00	19,670.45	.00	13.28-	17,057.93
2017 010-560-340	UNIFORMS	4,071.34	.00	4,854.35	.00	16.13-	5,000.00
2017 010-560-341	POSTAGE	1,695.98	.00	2,396.36	.00	29.23-	1,695.98
2017 010-560-342	EMPLOYEE TESTING	566.84	.00	666.03	.00	14.89-	1,000.00
2017 010-560-343	AMMO & FIREARM ACCESSORIES	2,708.30	.00	4,309.50	.00	37.16-	3,000.00
2017 010-560-350	CRIME/ACCIDENT SCENE SUPPLIE	1,621.56	.00	434.47	.00	273.23	1,750.00
2017 010-560-351	***NOT IN USE***	.00	.00	.00	.00	.00	.00
2017 010-560-352	***NOT IN USE***	.00	.00	.00	.00	.00	.00
2017 010-560-353	***NOT IN USE***	.00	.00	.00	.00	.00	.00
2017 010-560-390	MISC EXPENSES	699.77	.00	1,824.22	.00	61.64-	699.77
2017 010-560-391	***NOT IN USE***	.00	.00	.00	.00	.00	.00
2017 010-560-401	PHONES, INTERNET, & CABLE	13,897.95	.00	13,782.30	.00	.84	15,000.00
2017 010-560-402	REFERENCE MATERIALS	454.93	.00	473.65	.00	3.95-	500.00
2017 010-560-403	DUES & SUBSCRIPTIONS	925.00	.00	807.00	.00	14.62	925.00
2017 010-560-404	INTEREST & FINANCE CHGS	142.69	.00	167.65	.00	14.89-	150.00
2017 010-560-405	SVC & MAINT CONTRACTS	30,991.72	.00	30,062.00	.00	3.09	30,991.72
2017 010-560-406	***NOT IN USE***	.00	.00	.00	.00	.00	.00
2017 010-560-407	JANITORIAL SUPPLIES	7,479.96	.00	7,568.34	.00	1.17-	9,000.00
2017 010-560-408	LEASES & RENTALS	4,202.48	.00	3,582.50	.00	17.31	4,202.48
2017 010-560-410	SCAAP GRANT EXP	.00	.00	.00	.00	.00	.00
2017 010-560-411	COMMUNITY OUTREACH	2,606.60	.00	455.78	.00	471.90	2,606.60
2017 010-560-418	SOFTWARE	1,681.43	.00	1,142.84	.00	47.13	1,681.43
2017 010-560-419	COMPUTER & PERIPHERAL MAINT	4,875.76	.00	8,120.59	.00	39.96-	6,000.00
2017 010-560-420	INSURANCE-GENERAL LIABILITY	1,738.87	.00	1,832.87	.00	5.13-	1,850.00
2017 010-560-421	INSURANCE-PROPERTY	8,421.00	.00	8,974.00	.00	6.16-	9,000.00
2017 010-560-422	INSURANCE-AUTO	4,127.00	.00	3,783.00	.00	9.09	4,500.00
2017 010-560-423	INSURANCE-PUBLIC OFFICIAL LI	553.40	.00	585.40	.00	5.47-	595.00
2017 010-560-424	INSURANCE-LAW ENFORCEMENT LI	8,981.00	.00	8,482.00	.00	5.88	9,500.00
2017 010-560-425	EDUCATION & TRAINING	2,513.77	.00	1,165.14	.00	115.75	6,000.00

ACCOUNT #	ACCOUNT NAME	***** CURRENT DEBIT	***** CREDIT	***** HISTORY DEBIT	***** CREDIT	PERCENT INCREASE	CURRENT BUDGET
2017 010-560-426	TRAVEL EXPENSES	581.60	.00	360.40	.00	61.38	1,000.00
2017 010-560-427	OFFICE SUPPLIES	5,488.81	.00	6,173.15	.00	11.09-	6,000.00
2017 010-560-428	OFFICE EQUIPMENT	3,112.97	.00	1,183.10	.00	163.12	5,000.00
2017 010-560-430	LEGAL NOTICES & PUBLICATIONS	414.37	.00	456.40	.00	9.21-	414.37
2017 010-560-443	UTILITIES	43,639.69	.00	42,222.49	.00	3.36	43,639.69
2017 010-560-451	***NOT IN USE***	.00	.00	.00	.00	.00	.00
2017 010-560-481	BONDS & NOTARY FEES	699.00	.00	581.75	.00	20.15	699.00
2017 010-560-486	PROFESSIONAL SERVICES	116.74	.00	315.93	.00	63.05-	500.00
	SHERIFF OFFICE EXP	1369,365.71	.00	1382,389.54	.00	.94-	
2017 010-580-107	ADDITIONAL LABOR	6,375.88	.00	6,401.60	.00	.40-	6,524.48
2017 010-580-201	EMPLOYERS SS	.00	.00	.00	.00	.00	.00
2017 010-580-203	EMPLOYERS RETIREMENT	.00	.00	.00	.00	.00	.00
2017 010-580-204	WORKERS COMP	.00	.00	.00	.00	.00	.00
2017 010-580-207	UNEMPLOYMENT	.00	.00	.00	.00	.00	.00
2017 010-580-341	POSTAGE	.00	.00	.00	.00	.00	.00
2017 010-580-390	MISC EXPENSES	756.17	.00	.00	.00	.00	.00
2017 010-580-401	PHONES & INTERNET	1,904.43	.00	1,627.95	.00	16.98	1,904.43
2017 010-580-405	SVC & MAINT CONTRACTS	600.00	.00	600.00	.00	.00	600.00
2017 010-580-406	***NOT IN USE***	.00	.00	.00	.00	.00	.00
2017 010-580-408	LEASES & RENTALS	3,000.00	.00	3,000.00	.00	.00	3,000.00
2017 010-580-427	OFFICE SUPPLIES	265.92	.00	.00	.00	.00	265.92
2017 010-580-428	OFFICE EQUIPMENT	.00	.00	629.97	.00	.00	.00
2017 010-580-443	UTILITIES	1,800.00	.00	1,800.00	.00	.00	1,800.00
2017 010-580-460	***NOT IN USE***	.00	.00	.00	.00	.00	.00
2017 010-580-461	***NOT IN USE***	.00	.00	.00	.00	.00	.00
	DPS EXP	14,702.40	.00	14,059.52	.00	4.57	
2017 010-665-102	CEA SALARY CONTRIBUTION	13,189.19	.00	6,982.32	.00	88.89	16,200.00
2017 010-665-105	STAFF SALARIES	15,018.72	.00	14,581.20	.00	3.00	15,018.72
2017 010-665-109	***NOT IN USE***	.00	.00	.00	.00	.00	.00
2017 010-665-112	LONGEVITY PAY	330.00	.00	330.00	.00	.00	330.00
2017 010-665-201	EMPLOYERS SS	1,158.84	.00	1,659.48	.00	30.17-	1,174.17
2017 010-665-202	EMPLOYERS INSURANCE	4,778.06	.00	4,752.94	.00	.53	4,778.06
2017 010-665-203	EMPLOYERS RETIREMENT	1,326.24	.00	1,397.28	.00	5.08-	1,326.24
2017 010-665-204	WORKERS COMP	69.36	.00	153.16	.00	54.71-	77.00
2017 010-665-207	UNEMPLOYMENT	7.68	.00	28.46	.00	73.01-	7.68
2017 010-665-330	CEA PROGRAM EXPENSES	185.52	.00	164.03	.00	13.10	185.52
2017 010-665-331	ANIMAL CARE EQUIP & SUPPLIES	1,073.57	.00	366.42	.00	192.99	1,073.57
2017 010-665-332	***NOT IN USE***	.00	.00	.00	.00	.00	.00
2017 010-665-334	GASOLINE	.00	.00	.00	.00	.00	.00
2017 010-665-335	DIESEL	5,108.99	.00	1,761.73	.00	190.00	5,250.00
2017 010-665-336	BATTERIES, FILTERS, LUBES&TIRE	897.77	.00	873.00	.00	2.84	1,500.00
2017 010-665-337	RPR & MAINT ROLLING STOCK	2,041.53	.00	516.14	.00	295.54	2,041.53
2017 010-665-341	POSTAGE	23.34	.00	.00	.00	.00	23.34
2017 010-665-390	MISC EXPENSES	340.07	.00	.00	.00	.00	600.00
2017 010-665-392	4-H PROGRAMS	1,083.79	.00	64.02	.00	1592.89	1,083.79
2017 010-665-401	PHONES & INTERNET	687.30	.00	648.85	.00	5.93	687.30
2017 010-665-402	REFERENCE MATERIALS	.00	.00	.00	.00	.00	100.00
2017 010-665-403	DUES & SUBSCRIPTIONS	520.00	.00	220.00	.00	136.36	520.00
2017 010-665-404	INTEREST & FINANCE CHGS	.00	.00	.00	.00	.00	.00
2017 010-665-405	SVC & MAINT CONTRACTS	.00	.00	.00	.00	.00	.00
2017 010-665-408	LEASES & RENTALS	.00	.00	.00	.00	.00	.00
2017 010-665-418	SOFTWARE	.00	.00	.00	.00	.00	.00
2017 010-665-419	COMPUTER & PERIPHERAL MAINT	.00	.00	.00	.00	.00	.00

ACCOUNT #	ACCOUNT NAME	***** CURRENT ***** DEBIT	***** CREDIT *****	***** HISTORY ***** DEBIT	***** CREDIT *****	PERCENT INCREASE	CURRENT BUDGET
2017 010-665-420	INSURANCE-GENERAL LIABILITY	195.50	.00	196.52	.00	.52-	200.00
2017 010-665-421	INSURANCE-PROPERTY	.00	.00	.00	.00	.00	
2017 010-665-422	INSURANCE-AUTO	464.00	.00	405.00	.00	14.57	464.00
2017 010-665-425	EDUCATION & TRAINING	1,168.39	.00	45.00	.00	2496.42	1,500.00
2017 010-665-426	TRAVEL EXPENSES	3,986.21	.00	4,909.59	.00	18.81-	4,213.99
2017 010-665-427	OFFICE SUPPLIES	1,031.59	.00	705.21	.00	46.28	1,031.59
2017 010-665-428	OFFICE EQUIPMENT	462.48	.00	.00	.00	.00	462.48
2017 010-665-429	***NOT IN USE***	.00	.00	.00	.00	.00	
2017 010-665-430	LEGAL NOTICES & PUBLICATIONS	.00	.00	.00	.00	.00	
2017 010-665-481	BONDS & NOTARY FEES	.00	.00	.00	.00	.00	
2017 010-665-486	PROFESSIONAL SERVICES	.00	.00	.00	.00	.00	
	CEA EXP	55,148.14	.00	40,760.35	.00	35.30	
2017 010-670-102	FCS SALARY CONTRIBUTION	15,980.60	.00	3,491.16	.00	357.74	16,200.00
2017 010-670-105	STAFF SALARIES	15,018.48	.00	14,581.20	.00	3.00	15,018.64
2017 010-670-112	LONGEVITY PAY	330.00	.00	330.00	.00	.00	330.00
2017 010-670-113	AUTO ALLOWANCE	.00	.00	750.00	.00	.00	
2017 010-670-201	EMPLOYERS SS	1,158.72	.00	1,449.81	.00	20.08-	1,174.17
2017 010-670-202	EMPLOYERS INSURANCE	4,778.00	.00	4,752.94	.00	.53	4,778.00
2017 010-670-203	EMPLOYERS RETIREMENT	1,326.00	.00	1,397.28	.00	5.10-	1,326.12
2017 010-670-204	WORKERS COMP	69.36	.00	153.16	.00	54.71-	77.00
2017 010-670-207	UNEMPLOYMENT	7.68	.00	923.26	.00	99.17-	7.68
2017 010-670-330	FCS PROGRAM EXPENSES	862.67	.00	262.30	.00	228.89	1,000.64
2017 010-670-334	GASOLINE	632.88	.00	.00	.00	.00	632.88
2017 010-670-336	BATTERIES, FILTERS, LUBES&TIRE	.00	.00	.00	.00	.00	
2017 010-670-337	RPR & MAINT ROLLING STOCK	228.19	.00	.00	.00	.00	228.19
2017 010-670-341	POSTAGE	.00	.00	.00	.00	.00	
2017 010-670-390	MISC EXPENSES	381.60	.00	127.92	.00	198.31	500.00
2017 010-670-392	4-H PROGRAMS	647.74	.00	116.03	.00	458.25	750.00
2017 010-670-401	PHONES & INTERNET	687.26	.00	648.82	.00	5.92	687.26
2017 010-670-402	REFERENCE MATERIALS	.00	.00	.00	.00	.00	100.00
2017 010-670-403	DUES & SUBSCRIPTIONS	270.00	.00	100.00	.00	170.00	270.00
2017 010-670-404	INTEREST & FINANCE CHGS	.00	.00	.00	.00	.00	
2017 010-670-405	SVC & MAINT CONTRACTS	.00	.00	.00	.00	.00	
2017 010-670-408	LEASES & RENTALS	.00	.00	.00	.00	.00	
2017 010-670-418	SOFTWARE	.00	.00	.00	.00	.00	
2017 010-670-419	COMPUTER & PERIPHERAL MAINT	.00	.00	.00	.00	.00	
2017 010-670-420	INSURANCE-GENERAL LIABILITY	.00	.00	.00	.00	.00	
2017 010-670-422	INSURANCE-AUTO	.00	.00	.00	.00	.00	
2017 010-670-425	EDUCATION & TRAINING	958.85	.00	.00	.00	.00	1,000.00
2017 010-670-426	TRAVEL EXPENSES	2,520.01	.00	537.91	.00	368.48	5,000.00
2017 010-670-427	OFFICE SUPPLIES	1,020.72	.00	1,569.77	.00	34.98-	1,020.72
2017 010-670-428	OFFICE EQUIPMENT	292.68	.00	1,024.20	.00	71.42-	292.68
2017 010-670-430	LEGAL NOTICES & PUBLICATIONS	.00	.00	.00	.00	.00	
2017 010-670-481	BONDS & NOTARY FEES	.00	.00	.00	.00	.00	
2017 010-670-486	PROFESSIONAL SERVICES	.00	.00	.00	.00	.00	
	FCS EXP	47,171.44	.00	32,215.76	.00	46.42	
2017 010-695-558	BUILDING-LAW ENFORCEMENT	18,611.00	.00	.00	.00	.00	18,611.00
2017 010-695-570	BUILDING-COURTHOUSE	.00	.00	.00	.00	.00	
2017 010-695-571	INFRASTRUCTURE-COURTHOUSE	15,245.00	.00	61,102.50	.00	75.05-	15,245.00
2017 010-695-572	ADULT PROBATION CAPEX	.00	.00	.00	.00	.00	
2017 010-695-574	COUNTY CLERK CAPEX	.00	.00	.00	.00	.00	
2017 010-695-575	DISTRICT CLERK CAPEX	.00	.00	.00	.00	.00	
2017 010-695-576	TAX A/C CAPEX	.00	.00	.00	.00	.00	

ACCOUNT #	ACCOUNT NAME	***** CURRENT DEBIT	***** CREDIT	***** HISTORY DEBIT	***** CREDIT	PERCENT INCREASE	CURRENT BUDGET
2017 010-695-577	TREASURER CAPEX	.00	.00	.00	.00	.00	
2017 010-695-578	DPS CAPEX	.00	.00	.00	.00	.00	
2017 010-695-579	COUNTY JUDGE CAPEX	.00	.00	1,270.97	.00	.00	
2017 010-695-580	JP1 CAPEX	.00	.00	.00	.00	.00	
2017 010-695-581	JP2 CAPEX	.00	.00	.00	.00	.00	
2017 010-695-582	JP3 CAPEX	.00	.00	.00	.00	.00	
2017 010-695-583	DISTRICT JUDGE CAPEX	916.54	.00	.00	.00	.00	
2017 010-695-584	CEA CAPEX	.00	.00	.00	.00	.00	916.54
2017 010-695-585	EMERGENCY MGMT CAPEX	.00	.00	.00	.00	.00	
2017 010-695-586	***NOT IN USE***	.00	.00	.00	.00	.00	
2017 010-695-587	***NOT IN USE***	.00	.00	.00	.00	.00	
2017 010-695-588	***NOT IN USE***	.00	.00	.00	.00	.00	
2017 010-695-589	***NOT IN USE***	.00	.00	.00	.00	.00	
2017 010-695-590	SHERIFF CAPEX	47,687.81	.00	59,580.81	.00	19.96-	47,687.81
2017 010-695-591	COUNTY ATTORNEY CAPEX	.00	.00	.00	.00	.00	
2017 010-695-592	***NOT IN USE***	.00	.00	.00	.00	.00	
2017 010-695-593	COUNTY AUDITOR CAPEX	.00	.00	.00	.00	.00	
2017 010-695-594	FCS CAPEX	.00	.00	.00	.00	.00	
	CAPITAL EXPENDITURES	82,460.35	.00	121,954.28	.00	32.38-	
2017 010-999-990	ACTUAL EXPENDITURES	.00	.00	.00	.00	.00	
	TOTAL GENERAL FUND EXP	3482,230.48	.00	3467,821.13	.00	.42	
	TOTAL DEBIT/CREDIT	8472,034.17	8472,034.17-	7761,162.66	7761,162.66-	.00	

ACCOUNT #	ACCOUNT NAME	***** CURRENT *****		***** HISTORY *****		PERCENT INCREASE	CURRENT BUDGET
		DEBIT	CREDIT	DEBIT	CREDIT		
2017 021-103-000	CASH IN BANK	324,461.65	.00	204,985.16	.00	58.29	
2017 021-104-000	INVESTMENT - CD	.00	.00	.00	.00	.00	
2017 021-104-500	INVESTMENT-OTHER	.00	.00	.00	.00	.00	
2017 021-121-000	PROPERTY TAXES RECEIVABLE	116,172.07	.00	116,172.07	.00	.00	
2017 021-121-100	ALLOW - PROPERTY TAXES	6,072.83-	.00	6,072.83-	.00	.00	
2017 021-131-100	DUE FROM CLEARING	.00	.00	.00	.00	.00	
2017 021-171-000	ESTIMATED REVENUES	.00	.00	.00	.00	.00	
2017 021-171-100	BUDGETED FUND BALANCE	.00	.00	.00	.00	.00	
	TOTAL ASSETS	434,560.89	.00	315,084.40	.00	37.92	
<hr/>							
2017 021-201-000	VOUCHERS PAYABLE	.00	.00	.00	.00	.00	
2017 021-202-100	SALARIES PAYABLE	.00	.00	.00	.00	.00	
2017 021-205-000	DEFERRED TAX REVENUES	.00	110,098.52-	.00	110,098.52-	.00	
2017 021-207-010	DUE TO GENERAL ACCT	.00	.00	.00	.00	.00	
2017 021-241-000	APPROPRIATIONS	.00	.00	.00	.00	.00	
2017 021-241-100	BUDGETED FUND BALANCE	.00	.00	.00	.00	.00	
2017 021-243-000	ENCUMBRANCES	.00	.00	.00	.00	.00	
2017 021-244-000	RESERVE FOR ENCUMBRANCES	.00	.00	.00	.00	.00	
2017 021-271-000	FUND BALANCE	.00	204,985.88-	.00	127,776.58-	60.43	
	TOTAL LIABILITY & FUND BALANCE	.00	315,084.40-	.00	237,875.10-	32.46	
<hr/>							
2017 021-310-000	AD VALOREM TAXES	.00	224,682.80-	.00	213,893.97-	5.04	215,835.95-
2017 021-321-200	AUTO REGISTRATION	.00	117,037.16-	.00	117,144.49-	.09-	130,000.00-
2017 021-342-000	MACHINE HIRE	.00	720.00-	.00	2,240.00-	67.86-	2,500.00-
2017 021-342-101	FEMA GRANT REVENUES	.00	191,733.99-	.00	89,486.36-	114.26	191,733.99-
2017 021-350-100	INSURANCE PROCEEDS	.00	.00	.00	.00	.00	
2017 021-360-000	INTEREST - NOW ACCT	.00	709.01-	.00	588.03-	20.57	575.00-
2017 021-360-100	INTEREST - CD	.00	.00	.00	.00	.00	
2017 021-360-200	INTEREST - INVESTMENT	.00	.00	.00	.00	.00	
2017 021-364-000	SALE OF EQUIPMENT	.00	.00	.00	.00	.00	
2017 021-370-000	MISC INCOME	.00	30,503.90-	.00	32,025.32-	4.75-	32,000.00-
2017 021-390-000	TRANSFERS - IN	.00	50,000.00-	.00	50,000.00-	.00	50,000.00-
2017 021-399-990	ACTUAL REVENUE	.00	.00	.00	.00	.00	
	TOTAL REVENUE	.00	615,386.86-	.00	505,378.17-	21.77	
<hr/>							
2017 021-612-101	COMMISSIONER SALARY	28,194.36	.00	28,194.36	.00	.00	28,194.36
2017 021-612-103	MAINTENANCE STAFF SALARIES	100,475.35	.00	72,989.17	.00	37.66	110,621.51
2017 021-612-107	ADDITIONAL LABOR	2,825.00	.00	10,935.00	.00	74.17-	2,825.00
2017 021-612-112	LONGEVITY PAY-COMMISSIONER	840.00	.00	840.00	.00	.00	840.00
2017 021-612-113	AUTO ALLOWANCE	6,000.00	.00	6,000.00	.00	.00	6,000.00

ACCOUNT #	ACCOUNT NAME	***** CURRENT ***** DEBIT	***** CREDIT *****	***** HISTORY ***** DEBIT	***** CREDIT *****	PERCENT INCREASE	CURRENT BUDGET
2017 021-612-114	LONGEVITY PAY-MAINT STAFF	600.00	.00	575.00	.00	4.35	600.00
2017 021-612-201	EMPLOYERS SS	10,285.46	.00	9,018.95	.00	14.04	11,188.57
2017 021-612-202	EMPLOYERS INSURANCE	35,082.16	.00	28,517.64	.00	23.02	38,083.04
2017 021-612-203	EMPLOYERS RETIREMENT	11,759.93	.00	10,175.69	.00	15.57	12,636.51
2017 021-612-204	WORKERS COMP	3,488.84	.00	3,455.36	.00	.97	3,488.84
2017 021-612-207	UNEMPLOYMENT	51.61	.00	108.94	.00	52.63-	55.61
2017 021-612-333	PROPANE	.00	.00	465.60	.00	.00	1,000.00
2017 021-612-334	GASOLINE	678.30	.00	749.25	.00	9.47-	678.30
2017 021-612-335	DIESEL	24,055.36	.00	19,497.88	.00	23.37	24,055.36
2017 021-612-336	BATTERIES, FILTERS, LUBES&TIRE	13,998.20	.00	11,536.82	.00	21.33	13,998.20
2017 021-612-337	RPR & MAINT ROLLING STOCK	142.61	.00	687.01	.00	79.24-	500.00
2017 021-612-338	RPR & MAINT FACILITIES	35.86	.00	.00	.00	.00	1,000.00
2017 021-612-339	RPR & MAINT EQUIPMENT	14,596.77	.00	11,680.97	.00	24.96	14,596.77
2017 021-612-342	EMPLOYEE TESTING	395.00	.00	149.00	.00	165.10	395.00
2017 021-612-349	SHOP TOOLS	410.00	.00	50.81	.00	706.93	410.00
2017 021-612-350	MATERIALS & SUPPLIES	24,541.39	.00	21,072.15	.00	16.46	24,541.39
2017 021-612-390	MISC EXPENSES	11.00	.00	2,292.00	.00	99.52-	3,975.64
2017 021-612-400	***NOT IN USE***	.00	.00	.00	.00	.00	.00
2017 021-612-401	PHONES & INTERNET	378.98	.00	630.25	.00	39.87-	420.00
2017 021-612-402	REFERENCE MATERIALS	.00	.00	.00	.00	.00	.00
2017 021-612-403	DUES & SUBSCRIPTIONS	300.00	.00	300.00	.00	.00	300.00
2017 021-612-404	INTEREST & FINANCE CHGS	3,187.81	.00	3,704.35	.00	13.94-	3,187.81
2017 021-612-405	SVC & MAINT CONTRACTS	.00	.00	.00	.00	.00	.00
2017 021-612-408	LEASES & RENTALS	62.00	.00	124.20	.00	50.08-	62.00
2017 021-612-409	FEMA GRANT EXPENSES	125,999.79	.00	94,135.26	.00	33.85	125,999.79
2017 021-612-414	EMPLOYEE MEDICAL EXPENSE	.00	.00	80.00	.00	.00	250.00
2017 021-612-419	COMPUTER & PERIPHERAL MAINT	.00	.00	.00	.00	.00	.00
2017 021-612-420	INSURANCE-GENERAL LIABILITY	275.56	.00	319.08	.00	13.64-	350.00
2017 021-612-421	INSURANCE-PROPERTY	2,543.00	.00	2,641.00	.00	3.71-	2,700.00
2017 021-612-422	INSURANCE-AUTO	654.00	.00	658.00	.00	.61-	700.00
2017 021-612-423	INSURANCE-PUBLIC OFFICIAL LI	553.40	.00	585.40	.00	5.47-	595.00
2017 021-612-424	***NOT IN USE***	.00	.00	.00	.00	.00	.00
2017 021-612-425	EDUCATION & TRAINING	1,928.50	.00	4,106.87	.00	53.04-	3,000.00
2017 021-612-426	TRAVEL EXPENSES	.00	.00	388.26	.00	.00	250.00
2017 021-612-427	OFFICE SUPPLIES	.00	.00	.00	.00	.00	.00
2017 021-612-428	OFFICE EQUIPMENT	.00	.00	.00	.00	.00	.00
2017 021-612-430	LEGAL NOTICES & PUBLICATIONS	.00	.00	.00	.00	.00	.00
2017 021-612-443	UTILITIES	2,362.20	.00	1,665.83	.00	41.80	2,362.20
2017 021-612-481	BONDS & NOTARY FEES	.00	.00	.00	.00	.00	.00
2017 021-612-484	APPRAISAL FEES	7,253.49	.00	6,622.40	.00	9.53	7,253.49
2017 021-612-486	PROFESSIONAL SERVICES	.00	.00	.00	.00	.00	.00
2017 021-612-490	COMMUNITY OUTREACH	1,820.00	.00	620.00	.00	193.55	1,820.00
2017 021-612-570	CAPITAL EXPENDITURES	70,124.44	.00	72,596.37	.00	3.41-	71,100.00
	FM PCT1 EXP	495,910.37	.00	428,168.87	.00	15.82	
2017 021-999-990	ACTUAL EXPENDITURES	.00	.00	.00	.00	.00	
	TOTAL EXPENDITURES	495,910.37	.00	428,168.87	.00	15.82	
	TOTAL DEBIT/CREDIT	930,471.26	930,471.26-	743,253.27	743,253.27-	.00	

ACCOUNT #	ACCOUNT NAME	***** CURRENT *****		***** HISTORY *****		PERCENT	CURRENT
		DEBIT	CREDIT	DEBIT	CREDIT	INCREASE	BUDGET
2017 022-103-000	CASH IN BANK	252,012.69	.00	285,736.11	.00	11.80-	
2017 022-104-000	INVESTMENT - CD	.00	.00	.00	.00	.00	
2017 022-104-500	INVESTMENT -OTHER	.00	.00	.00	.00	.00	
2017 022-121-000	PROPERTY TAXES RECEIVABLE	107,423.78	.00	107,423.78	.00	.00	
2017 022-121-100	ALLOW - PROPERTY TAXES	5,615.67-	.00	5,615.67-	.00	.00	
2017 022-131-100	DUE FROM CLEARING	.00	.00	.00	.00	.00	
2017 022-171-000	ESTIMATED REVENUES	.00	.00	.00	.00	.00	
2017 022-171-100	BUDGETED FUND BALANCE	.00	.00	.00	.00	.00	
	TOTAL ASSETS	353,820.80	.00	387,544.22	.00	8.70-	
<hr/>							
2017 022-201-000	VOUCHERS PAYABLE	.00	.00	.00	.00	.00	
2017 022-202-100	SALARIES PAYABLE	.00	.00	.00	.00	.00	
2017 022-205-000	DEFERRED TAX REVENUES	.00	99,945.65-	.00	99,945.65-	.00	
2017 022-207-010	DUE TO GENERAL ACCT	.00	.00	.00	.00	.00	
2017 022-241-000	APPROPRIATIONS	.00	.00	.00	.00	.00	
2017 022-241-100	BUDGETED FUND BALANCE	.00	.00	.00	.00	.00	
2017 022-243-000	ENCUMBRANCES	.00	.00	.00	.00	.00	
2017 022-244-000	RESERVE FOR ENCUMBRANCES	.00	.00	.00	.00	.00	
2017 022-271-000	FUND BALANCE	.00	287,598.57-	.00	240,300.10-	19.68	
	TOTAL LIABILITY & FUND BALANCE	.00	387,544.22-	.00	340,245.75-	13.90	
<hr/>							
2017 022-310-000	AD VALOREM TAXES	.00	207,748.83-	.00	197,773.14-	5.04	199,568.73-
2017 022-321-200	AUTO REGISTRATION	.00	108,216.14-	.00	108,315.43-	.09-	120,000.00-
2017 022-342-001	FEMA GRANT REVENUES	.00	93,619.48-	.00	1,101.50-	8399.27	93,619.48-
2017 022-342-100	MACHINE HIRE	.00	.00	.00	.00	.00	500.00-
2017 022-350-100	INSURANCE PROCEEDS	.00	.00	.00	.00	.00	
2017 022-360-000	INTEREST - NOW ACCT	.00	991.46-	.00	731.23-	35.59	650.00-
2017 022-360-100	INTEREST - CD	.00	.00	.00	.00	.00	
2017 022-360-200	INTEREST - INVESTMENTS	.00	.00	.00	.00	.00	
2017 022-364-000	SALE OF EQUIPMENT	.00	.00	.00	.00	.00	
2017 022-370-000	MISC INCOME	.00	21,713.67-	.00	23,430.72-	7.33-	22,000.00-
2017 022-390-000	TRANSFERS - IN	.00	50,000.00-	.00	50,000.00-	.00	50,000.00-
2017 022-399-990	ACTUAL REVENUE	.00	.00	.00	.00	.00	
	TOTAL REVENUE	.00	482,289.58-	.00	381,352.02-	26.47	
<hr/>							
2017 022-613-101	COMMISSIONER SALARY	28,194.36	.00	28,194.36	.00	.00	28,194.36
2017 022-613-103	MAINTENANCE STAFF SALARIES	116,166.24	.00	113,071.80	.00	2.74	116,166.24
2017 022-613-107	ADDITIONAL LABOR	6,250.00	.00	4,700.00	.00	32.98	6,250.00
2017 022-613-112	LONGEVITY PAY-COMMISSIONER	300.00	.00	.00	.00	.00	300.00
2017 022-613-113	AUTO ALLOWANCE	6,000.00	.00	6,000.00	.00	.00	6,000.00

ACCOUNT #	ACCOUNT NAME	***** CURRENT ***** DEBIT	***** CREDIT *****	***** HISTORY ***** DEBIT	***** CREDIT *****	PERCENT INCREASE	CURRENT BUDGET
2017 022-613-114	LONGEVITY PAY-MAINT STAFF	1,495.00	.00	1,265.00	.00	18.18	1,495.00
2017 022-613-201	EMPLOYERS SS	10,982.74	.00	10,583.16	.00	3.78	11,457.59
2017 022-613-202	EMPLOYERS INSURANCE	28,668.24	.00	28,517.64	.00	.53	28,668.24
2017 022-613-203	EMPLOYERS RETIREMENT	13,146.31	.00	13,917.41	.00	5.54-	13,146.31
2017 022-613-204	WORKERS COMP	4,315.44	.00	4,273.92	.00	.97	4,315.44
2017 022-613-207	UNEMPLOYMENT	61.95	.00	154.74	.00	59.97-	61.95
2017 022-613-333	PROPANE	.00	.00	.00	.00	.00	.00
2017 022-613-334	GASOLINE	1,904.26	.00	1,315.24	.00	44.78	2,100.00
2017 022-613-335	DIESEL	28,483.48	.00	23,482.84	.00	21.29	29,387.59
2017 022-613-336	BATTERIES, FILTERS, LUBES&TIRE	11,631.72	.00	17,894.65	.00	35.00-	11,631.72
2017 022-613-337	RPR & MAINT ROLLING STOCK	195.60	.00	1,152.55	.00	83.03-	195.60
2017 022-613-338	RPR & MAINT FACILITIES	.00	.00	627.84	.00	.00	.00
2017 022-613-339	RPR & MAINT EQUIPMENT	15,908.48	.00	18,518.64	.00	14.09-	15,908.48
2017 022-613-342	EMPLOYEE TESTING	245.00	.00	164.00	.00	49.39	300.00
2017 022-613-349	SHOP TOOLS	394.42	.00	711.61	.00	44.57-	1,000.00
2017 022-613-350	MATERIALS & SUPPLIES	13,729.74	.00	6,946.39	.00	97.65	13,729.74
2017 022-613-390	MISC EXPENSES	.00	.00	2,328.96	.00	.00	.00
2017 022-613-400	***NOT IN USE***	.00	.00	.00	.00	.00	.00
2017 022-613-401	PHONES & INTERNET	.00	.00	.00	.00	.00	.00
2017 022-613-402	REFERENCE MATERIALS	.00	.00	.00	.00	.00	.00
2017 022-613-403	DUES & SUBSCRIPTIONS	300.00	.00	300.00	.00	.00	300.00
2017 022-613-404	INTEREST & FINANCE CHGS	5,852.34	.00	2,757.53	.00	112.23	5,859.61
2017 022-613-405	SVC & MAINT CONTRACTS	.00	.00	.00	.00	.00	.00
2017 022-613-408	LEASES & RENTALS	108.19	.00	102.66	.00	5.39	108.19
2017 022-613-409	FEMA GRANT EXPENSES	.00	.00	.00	.00	.00	.00
2017 022-613-414	EMPLOYEE MEDICAL EXPENSE	.00	.00	.00	.00	.00	.00
2017 022-613-419	COMPUTER & PERIPHERAL MAINT	.00	.00	.00	.00	.00	250.00
2017 022-613-420	INSURANCE-GENERAL LIABILITY	351.40	.00	.00	.00	.00	.00
2017 022-613-421	INSURANCE-PROPERTY	2,636.00	.00	387.82	.00	9.39-	400.00
2017 022-613-422	INSURANCE-AUTO	834.00	.00	2,460.00	.00	7.15	2,636.00
2017 022-613-423	INSURANCE-PUBLIC OFFICIAL LI	553.40	.00	800.00	.00	4.25	850.00
2017 022-613-424	***NOT IN USE***	.00	.00	585.40	.00	5.47-	595.00
2017 022-613-425	EDUCATION & TRAINING	1,822.77	.00	.00	.00	.00	.00
2017 022-613-426	TRAVEL EXPENSES	.00	.00	1,222.57	.00	49.09	2,000.00
2017 022-613-427	OFFICE SUPPLIES	.00	.00	.00	.00	.00	.00
2017 022-613-428	OFFICE EQUIPMENT	.00	.00	.00	.00	.00	.00
2017 022-613-430	LEGAL NOTICES & PUBLICATIONS	.00	.00	.00	.00	.00	.00
2017 022-613-443	UTILITIES	3,494.24	.00	.00	.00	.00	250.00
2017 022-613-481	BONDS & NOTARY FEES	.00	.00	3,511.10	.00	.48-	3,500.00
2017 022-613-484	APPRAISAL FEES	6,706.80	.00	.00	.00	.00	.00
2017 022-613-486	PROFESSIONAL SERVICES	.00	.00	6,123.28	.00	9.53	6,310.00
2017 022-613-490	COMMUNITY OUTREACH	1,500.00	.00	.00	.00	.00	396.80
2017 022-613-570	CAPITAL EXPENDITURES	203,780.88	.00	.00	.00	.00	1,500.00
	FM PCT2 EXP	516,013.00	.00	31,982.44	.00	537.16	203,780.88
				334,053.55	.00	54.47	
2017 022-999-990	ACTUAL EXPENDITURES	.00	.00	.00	.00	.00	
	TOTAL EXPENDITURES	516,013.00	.00	334,053.55	.00	54.47	
	TOTAL DEBIT/CREDIT	869,833.80	869,833.80-	721,597.77	721,597.77-	.00	

ACCOUNT #	ACCOUNT NAME	***** CURRENT *****		***** HISTORY *****		PERCENT	CURRENT
		DEBIT	CREDIT	DEBIT	CREDIT	INCREASE	BUDGET
2017 023-103-000	CASH IN BANK	745,255.18	.00	700,023.26	.00	6.46	
2017 023-104-000	INVESTMENT - CD	.00	.00	.00	.00	.00	
2017 023-104-500	INVESTMENT - OTHER	.00	.00	.00	.00	.00	
2017 023-121-000	PROPERTY TAXES RECEIVABLE	147,109.44	.00	147,109.44	.00	.00	
2017 023-121-100	ALLOW - PROPERTY TAXES	7,691.16-	.00	7,691.16-	.00	.00	
2017 023-131-100	DUE FROM CLEARING	.00	.00	.00	.00	.00	
2017 023-171-000	ESTIMATED REVENUES	.00	.00	.00	.00	.00	
2017 023-171-100	BUDGETED FUND BALANCE	.00	.00	.00	.00	.00	
	TOTAL ASSETS	884,673.46	.00	839,441.54	.00	5.39	
<hr/>							
2017 023-201-000	VOUCHERS PAYABLE	.00	.00	.00	.00	.00	
2017 023-202-100	SALARIES PAYABLE	.00	.00	.00	.00	.00	
2017 023-205-000	DEFERRED TAX REVENUES	.00	139,418.46-	.00	139,418.46-	.00	
2017 023-207-010	DUE TO GENERAL ACCT	.00	.00	.00	.00	.00	
2017 023-241-000	APPROPRIATIONS	.00	.00	.00	.00	.00	
2017 023-241-100	BUDGETED FUND BALANCE	.00	.00	.00	.00	.00	
2017 023-243-000	ENCUMBRANCES	.00	.00	.00	.00	.00	
2017 023-244-000	RESERVE FOR ENCUMBRANCES	.00	.00	.00	.00	.00	
2017 023-271-000	FUND BALANCE	.00	700,023.08-	.00	353,103.05-	98.25	
	TOTAL LIABILITY & FUND BALANCE	.00	839,441.54-	.00	492,521.51-	70.44	
<hr/>							
2017 023-310-000	AD VALOREM TAXES	.00	285,228.91-	.00	271,532.88-	5.04	273,998.05-
2017 023-321-200	AUTO REGISTRATION	.00	148,575.48-	.00	148,711.75-	.09-	166,000.00-
2017 023-342-100	MACHINE HIRE	.00	.00	.00	.00	.00	500.00-
2017 023-342-101	FEMA GRANT REVENUES	.00	.00	.00	204,753.54-	.00	
2017 023-350-100	INSURANCE PROCEEDS	.00	.00	.00	5,348.56-	.00	
2017 023-360-000	INTEREST - NOW ACCT	.00	1,712.83-	.00	1,204.29-	42.23	1,000.00-
2017 023-360-100	INTEREST - CD	.00	.00	.00	.00	.00	
2017 023-360-200	INTEREST - INVESTMENT	.00	.00	.00	.00	.00	
2017 023-364-000	SALE OF EQUIPMENT	.00	.00	.00	.00	.00	
2017 023-370-000	MISC INCOME	.00	28,382.03-	.00	27,586.00-	2.89	26,500.00-
2017 023-390-000	TRANSFERS - IN	.00	50,000.00-	.00	50,000.00-	.00	50,000.00-
2017 023-399-990	ACTUAL REVENUE	.00	.00	.00	.00	.00	
	TOTAL REVENUE	.00	513,899.25-	.00	709,137.02-	27.53-	
<hr/>							
2017 023-614-101	COMMISSIONER SALARY	28,194.36	.00	28,194.36	.00	.00	28,194.36
2017 023-614-103	MAINTENANCE STAFF SALARIES	98,995.09	.00	111,647.76	.00	11.33-	98,995.09
2017 023-614-107	ADDITIONAL LABOR	22,456.25	.00	18,937.50	.00	18.58	22,456.25
2017 023-614-112	LONGEVITY PAY-COMMISSIONER	300.00	.00	300.00	.00	.00	300.00
2017 023-614-113	AUTO ALLOWANCE	6,000.00	.00	6,000.00	.00	.00	6,000.00

ACCOUNT #	ACCOUNT NAME	***** CURRENT *****		***** HISTORY *****		PERCENT INCREASE	CURRENT BUDGET
		DEBIT	CREDIT	DEBIT	CREDIT		
2017 023-614-114	LONGEVITY PAY-MAINT STAFF	1,840.00	.00	2,220.00	.00	17.12-	2,240.00
2017 023-614-201	EMPLOYERS SS	11,644.92	.00	12,764.88	.00	8.77-	11,644.92
2017 023-614-202	EMPLOYERS INSURANCE	23,890.20	.00	28,517.64	.00	16.23-	28,562.28
2017 023-614-203	EMPLOYERS RETIREMENT	11,692.39	.00	13,901.47	.00	15.89-	13,007.30
2017 023-614-204	WORKERS COMP	3,488.84	.00	3,455.36	.00	.97	3,488.84
2017 023-614-207	UNEMPLOYMENT	61.65	.00	172.65	.00	64.29-	61.65
2017 023-614-333	PROPANE	1,275.00	.00	414.00	.00	207.97	1,275.00
2017 023-614-334	GASOLINE	1,759.40	.00	1,827.40	.00	3.72-	2,300.00
2017 023-614-335	DIESEL	24,871.09	.00	18,409.79	.00	35.10	32,740.07
2017 023-614-336	BATTERIES, FILTERS, LUBES&TIRE	19,764.07	.00	28,515.47	.00	30.69-	20,000.00
2017 023-614-337	RPR & MAINT ROLLING STOCK	872.93	.00	4,977.62	.00	82.46-	2,500.00
2017 023-614-338	RPR & MAINT FACILITIES	5,822.90	.00	17,562.33	.00	66.84-	5,822.90
2017 023-614-339	RPR & MAINT EQUIPMENT	10,529.15	.00	15,859.07	.00	33.61-	18,000.00
2017 023-614-342	EMPLOYEE TESTING	125.76	.00	145.00	.00	13.27-	300.00
2017 023-614-349	SHOP TOOLS	1,024.18	.00	804.50	.00	27.31	1,024.18
2017 023-614-350	MATERIALS & SUPPLIES	1,012.09	.00	1,775.42	.00	42.99-	3,000.00
2017 023-614-390	MISC EXPENSES	6.47	.00	3,358.31	.00	99.81-	4,000.00
2017 023-614-400	***NOT IN USE***	.00	.00	.00	.00	.00	
2017 023-614-401	PHONES & INTERNET	.00	.00	.00	.00	.00	
2017 023-614-402	REFERENCE MATERIALS	.00	.00	.00	.00	.00	
2017 023-614-403	DUES & SUBSCRIPTIONS	300.00	.00	300.00	.00	.00	300.00
2017 023-614-404	INTEREST & FINANCE CHGS	.00	.00	1,438.89	.00	.00	
2017 023-614-405	SVC & MAINT CONTRACTS	.00	.00	.00	.00	.00	
2017 023-614-408	LEASES & RENTALS	221.66	.00	.00	.00	.00	
2017 023-614-409	FEMA GRANT EXPENSES	.00	.00	.00	.00	.00	7,500.00
2017 023-614-414	EMPLOYEE MEDICAL EXPENSE	.00	.00	.00	.00	.00	
2017 023-614-419	COMPUTER & PERIPHERAL MAINT	.00	.00	.00	.00	.00	250.00
2017 023-614-420	INSURANCE-GENERAL LIABILITY	275.56	.00	.00	.00	.00	
2017 023-614-421	INSURANCE-PROPERTY	3,686.00	.00	455.18	.00	39.46-	450.00
2017 023-614-422	INSURANCE-AUTO	654.00	.00	3,168.00	.00	16.35	3,686.00
2017 023-614-423	INSURANCE-PUBLIC OFFICIAL LI	553.40	.00	939.00	.00	30.35-	1,000.00
2017 023-614-424	***NOT IN USE***	.00	.00	585.40	.00	5.47-	595.00
2017 023-614-425	EDUCATION & TRAINING	1,964.36	.00	.00	.00	.00	
2017 023-614-426	TRAVEL EXPENSES	.00	.00	1,212.96	.00	61.95	2,500.00
2017 023-614-427	OFFICE SUPPLIES	.00	.00	.00	.00	.00	
2017 023-614-428	OFFICE EQUIPMENT	.00	.00	12.95	.00	.00	
2017 023-614-430	LEGAL NOTICES & PUBLICATIONS	.00	.00	81.92	.00	.00	
2017 023-614-443	UTILITIES	1,677.49	.00	.00	.00	.00	250.00
2017 023-614-481	BONDS & NOTARY FEES	.00	.00	1,696.26	.00	1.11-	1,800.00
2017 023-614-484	APPRAISAL FEES	9,208.12	.00	177.50	.00	.00	
2017 023-614-486	PROFESSIONAL SERVICES	.00	.00	8,406.96	.00	9.53	9,208.12
2017 023-614-490	COMMUNITY OUTREACH	.00	.00	.00	.00	.00	
2017 023-614-570	CAPITAL EXPENDITURES	174,500.00	.00	.00	.00	.00	1,500.00
	FM PCT3 EXP	468,667.33	.00	23,981.44	.00	627.65	175,000.00
				362,216.99	.00	29.39	
2017 023-999-990	ACTUAL EXPENDITURES	.00	.00	.00	.00	.00	
	TOTAL EXPENDITURES	468,667.33	.00	362,216.99	.00	29.39	
	TOTAL DEBIT/CREDIT	1353,340.79	1353,340.79-	1201,658.53	1201,658.53-	.00	

ACCOUNT #	ACCOUNT NAME	***** CURRENT *****		***** HISTORY *****		PERCENT INCREASE	CURRENT BUDGET
		DEBIT	CREDIT	DEBIT	CREDIT		
2017 024-103-000	CASH IN BANK	364,095.79	.00	363,383.54	.00	.20	
2017 024-104-000	INVESTMENT - CD	.00	.00	.00	.00	.00	
2017 024-104-500	INVESTMENT - OTHER	.00	.00	.00	.00	.00	
2017 024-121-000	PROPERTY TAXES RECEIVABLE	118,028.96	.00	118,028.96	.00	.00	
2017 024-121-100	ALLOW - PROPERTY TAXES	6,169.71-	.00	6,169.71-	.00	.00	
2017 024-131-100	DUE FROM CLEARING	.00	.00	.00	.00	.00	
2017 024-171-000	ESTIMATED REVENUES	.00	.00	.00	.00	.00	
2017 024-171-100	BUDGETED FUND BALANCE	.00	.00	.00	.00	.00	
	TOTAL ASSETS	475,955.04	.00	475,242.79	.00	.15	
<hr/>							
2017 024-201-000	VOUCHERS PAYABLE	.00	.00	.00	.00	.00	
2017 024-202-100	SALARIES PAYABLE	.00	.00	.00	.00	.00	
2017 024-205-000	DEFERRED TAX REVENUES	.00	111,859.45-	.00	111,859.45-	.00	
2017 024-207-010	DUE TO GENERAL ACCT	.00	.00	.00	.00	.00	
2017 024-241-000	APPROPRIATIONS	.00	.00	.00	.00	.00	
2017 024-241-100	BUDGETED FUND BALANCE	.00	.00	.00	.00	.00	
2017 024-243-000	ENCUMBRANCES	.00	.00	.00	.00	.00	
2017 024-244-000	RESERVE FOR ENCUMBRANCES	.00	.00	.00	.00	.00	
2017 024-271-000	FUND BALANCE	.00	363,383.34-	.00	295,995.09-	22.77	
	TOTAL LIABILITY & FUND BALANCE	.00	475,242.79-	.00	407,854.54-	16.52	
<hr/>							
2017 024-310-000	AD VALOREM TAXES	.00	228,372.34-	.00	217,406.38-	5.04	219,380.20-
2017 024-321-200	AUTO REGISTRATION	.00	118,958.84-	.00	119,067.96-	.09-	132,750.00-
2017 024-342-100	MACHINE HIRE	.00	.00	.00	.00	.00	750.00-
2017 024-342-101	FEMA GRANT REVENUES	.00	.00	.00	151,307.12-	.00	
2017 024-350-100	INSURANCE PROCEEDS	.00	.00	.00	.00	.00	
2017 024-360-000	INTEREST - NOW ACCT	.00	1,042.40-	.00	858.83-	21.37	800.00-
2017 024-360-100	INTEREST - CD	.00	.00	.00	.00	.00	
2017 024-360-200	INTEREST - INVESTMENT	.00	.00	.00	.00	.00	
2017 024-364-000	SALE OF EQUIPMENT	.00	.00	.00	.00	.00	
2017 024-370-000	MISC INCOME	.00	22,636.07-	.00	24,916.33-	9.15-	25,000.00-
2017 024-390-000	TRANSFERS - IN	.00	50,000.00-	.00	50,000.00-	.00	50,000.00-
2017 024-399-990	ACTUAL REVENUE	.00	.00	.00	.00	.00	
	TOTAL REVENUE	.00	421,009.65-	.00	563,556.62-	25.29-	
<hr/>							
2017 024-615-101	COMMISSIONER SALARY	28,194.36	.00	28,194.36	.00	.00	28,194.36
2017 024-615-103	MAINTENANCE STAFF SALARIES	113,813.28	.00	114,617.98	.00	.70-	113,813.34
2017 024-615-107	ADDITIONAL LABOR	6,000.00	.00	4,365.00	.00	37.46	6,000.00
2017 024-615-112	LONGEVITY PAY-COMMISSIONER	600.00	.00	600.00	.00	.00	600.00
2017 024-615-113	AUTO ALLOWANCE	6,000.00	.00	6,000.00	.00	.00	6,000.00

ACCOUNT #	ACCOUNT NAME	***** CURRENT ***** DEBIT	***** CREDIT *****	***** HISTORY ***** DEBIT	***** CREDIT *****	PERCENT INCREASE	CURRENT BUDGET
2017 024-615-114	LONGEVITY PAY-MAINT STAFF	1,260.00	.00	1,360.00	.00	7.35-	1,260.00
2017 024-615-201	EMPLOYERS SS	11,924.05	.00	11,777.96	.00	1.24	11,924.05
2017 024-615-202	EMPLOYERS INSURANCE	38,224.32	.00	38,817.00	.00	1.53-	38,224.32
2017 024-615-203	EMPLOYERS RETIREMENT	12,948.36	.00	14,127.27	.00	8.34-	12,948.36
2017 024-615-204	WORKERS COMP	2,662.24	.00	2,636.83	.00	.96	3,470.00
2017 024-615-207	UNEMPLOYMENT	60.53	.00	155.15	.00	60.99-	60.53
2017 024-615-333	PROPANE	.00	.00	.00	.00	.00	
2017 024-615-334	GASOLINE	3,737.48	.00	2,079.10	.00	79.76	3,737.48
2017 024-615-335	DIESEL	23,647.44	.00	37,648.81	.00	37.19-	33,500.00
2017 024-615-336	BATTERIES, FILTERS, LUBES&TIRE	15,030.19	.00	12,445.45	.00	20.77	15,030.19
2017 024-615-337	RPR & MAINT ROLLING STOCK	1,388.13	.00	4,939.34	.00	71.90-	3,000.00
2017 024-615-338	RPR & MAINT FACILITIES	420.00	.00	266.93	.00	57.34	1,000.00
2017 024-615-339	RPR & MAINT EQUIPMENT	27,972.44	.00	9,058.23	.00	208.81	27,972.44
2017 024-615-342	EMPLOYEE TESTING	166.00	.00	.00	.00	.00	300.00
2017 024-615-349	SHOP TOOLS	1,186.62	.00	1,763.49	.00	32.71-	1,186.62
2017 024-615-350	MATERIALS & SUPPLIES	8,827.21	.00	3,951.15	.00	123.41	12,000.00
2017 024-615-390	MISC EXPENSES	645.00	.00	1,269.07	.00	49.18-	4,000.00
2017 024-615-400	***NOT IN USE***	.00	.00	.00	.00	.00	
2017 024-615-401	PHONES & INTERNET	2,097.92	.00	1,508.31	.00	39.09	2,097.92
2017 024-615-402	REFERENCE MATERIALS	.00	.00	.00	.00	.00	
2017 024-615-403	DUES & SUBSCRIPTIONS	300.00	.00	300.00	.00	.00	300.00
2017 024-615-404	INTEREST & FINANCE CHGS	.00	.00	.00	.00	.00	
2017 024-615-405	SVC & MAINT CONTRACTS	.00	.00	.00	.00	.00	
2017 024-615-408	LEASES & RENTALS	.00	.00	.00	.00	.00	
2017 024-615-409	FEMA GRANT EXPENSES	42,017.38	.00	.00	.00	.00	7,500.00
2017 024-615-414	EMPLOYEE MEDICAL EXPENSE	.00	.00	46.00	.00	.00	42,017.38
2017 024-615-419	COMPUTER & PERIPHERAL MAINT	.00	.00	.00	.00	.00	250.00
2017 024-615-420	INSURANCE-GENERAL LIABILITY	1,313.18	.00	1,346.24	.00	2.46-	1,313.18
2017 024-615-421	INSURANCE-PROPERTY	2,153.00	.00	2,159.00	.00	.28-	2,200.00
2017 024-615-422	INSURANCE-AUTO	500.00	.00	503.00	.00	.60-	750.00
2017 024-615-423	INSURANCE-PUBLIC OFFICIAL LI	553.40	.00	585.40	.00	5.47-	595.00
2017 024-615-424	***NOT IN USE***	.00	.00	.00	.00	.00	
2017 024-615-425	EDUCATION & TRAINING	2,373.87	.00	2,742.46	.00	13.44-	2,373.87
2017 024-615-426	TRAVEL EXPENSES	.00	.00	.00	.00	.00	
2017 024-615-427	OFFICE SUPPLIES	.00	.00	35.63	.00	.00	
2017 024-615-428	OFFICE EQUIPMENT	.00	.00	25.97	.00	.00	
2017 024-615-430	LEGAL NOTICES & PUBLICATIONS	.00	.00	.00	.00	.00	
2017 024-615-443	UTILITIES	5,618.86	.00	5,437.12	.00	3.34	5,618.86
2017 024-615-481	BONDS & NOTARY FEES	.00	.00	.00	.00	.00	
2017 024-615-484	APPRAISAL FEES	7,372.59	.00	6,731.12	.00	9.53	7,372.59
2017 024-615-486	PROFESSIONAL SERVICES	.00	.00	.00	.00	.00	
2017 024-615-490	COMMUNITY OUTREACH	1,500.00	.00	.00	.00	.00	
2017 024-615-570	CAPITAL EXPENDITURES	49,789.55	.00	178,675.00	.00	72.13-	2,250.00
	FM PCT4 EXP	420,297.40	.00	496,168.37	.00	15.29-	52,249.53
2017 024-999-990	ACTUAL EXPENDITURES	.00	.00	.00	.00	.00	
	TOTAL EXPENDITURES	420,297.40	.00	496,168.37	.00	15.29-	
	TOTAL DEBIT/CREDIT	896,252.44	896,252.44-	971,411.16	971,411.16-	.00	

ACCOUNT #	ACCOUNT NAME	***** CURRENT *****		***** HISTORY *****		PERCENT	CURRENT
		DEBIT	CREDIT	DEBIT	CREDIT	INCREASE	BUDGET
2017 030-103-000	CASH IN BANK	92,025.63	.00	80,982.36	.00	13.64	
2017 030-104-000	INVESTMENT - CD	.00	.00	.00	.00	.00	
2017 030-104-500	INVESTMENT - OTHER	.00	.00	.00	.00	.00	
2017 030-171-000	ESTIMATED REVENUES	.00	.00	.00	.00	.00	
2017 030-171-100	BUDGETED FUND BALANCE	.00	.00	.00	.00	.00	
	TOTAL ASSETS	92,025.63	.00	80,982.36	.00	13.64	
-----							
2017 030-201-000	VOUCHERS PAYABLE	.00	.00	.00	.00	.00	
2017 030-202-100	SALARIES PAYABLE	.00	.00	.00	.00	.00	
2017 030-207-099	DUE TO CLEARING ACCT	.00	.00	.00	.00	.00	
2017 030-241-000	APPROPRIATIONS	.00	.00	.00	.00	.00	
2017 030-241-100	BUDGETED FUND BALANCE	.00	.00	.00	.00	.00	
2017 030-243-000	ENCUMBRANCES	.00	.00	.00	.00	.00	
2017 030-244-000	RESERVE FOR ENCUMBRANCES	.00	.00	.00	.00	.00	
2017 030-271-000	FUND BALANCE	.00	80,982.36-	.00	68,959.22-	17.44	
	TOTAL LIABILITY & FUND BALANCE	.00	80,982.36-	.00	68,959.22-	17.44	
-----							
2017 030-310-000	AD VALOREM TAXES	.00	17,878.77-	.00	17,042.63-	4.91	17,200.00-
2017 030-360-000	INTEREST - NOW ACCT	.00	222.93-	.00	188.12-	18.50	300.00-
2017 030-360-100	INTEREST - CD	.00	.00	.00	.00	.00	
2017 030-360-200	INTEREST - INVESTMENT	.00	.00	.00	.00	.00	
2017 030-370-000	MISC INCOME	.00	.00	.00	.00	.00	
2017 030-390-000	TRANSFERS - IN	.00	.00	.00	.00	.00	
2017 030-399-990	ACTUAL REVENUE	.00	.00	.00	.00	.00	
	TOTAL REVENUE	.00	18,101.70-	.00	17,230.75-	5.05	
-----							
2017 030-426-330	***NOT IN USE***	.00	.00	.00	.00	.00	
2017 030-426-390	MISC EXPENSES	.00	.00	.00	.00	.00	5.00
2017 030-426-401	PETIT JURORS	.00	.00	.00	.00	.00	300.00
2017 030-426-402	***NOT IN USE***	.00	.00	.00	.00	.00	
2017 030-426-403	***NOT IN USE***	.00	.00	.00	.00	.00	
2017 030-426-418	SOFTWARE	.00	.00	.00	.00	.00	
2017 030-426-419	COMPUTER & PERIPHERAL MAINT	.00	.00	.00	.00	.00	
2017 030-426-427	OFFICE SUPPLIES	.00	.00	.00	.00	.00	
2017 030-426-435	CRIME VICTIMS DONATION	.00	.00	.00	.00	.00	
2017 030-426-436	CHILD WELFARE DONATION	.00	.00	.00	.00	.00	
2017 030-426-437	CRIME STOPPERS DONATION	.00	.00	.00	.00	.00	
2017 030-426-625	TRANSFER OUT	.00	.00	.00	.00	.00	
	COUNTY COURT JURY FUND EXP	.00	.00	.00	.00	.00	

ACCOUNT #	ACCOUNT NAME	***** CURRENT ***** DEBIT	***** CREDIT *****	***** HISTORY ***** DEBIT	***** CREDIT *****	PERCENT INCREASE	CURRENT BUDGET
2017 030-435-310	***NOT IN USE***	.00	.00	.00	.00	.00	
2017 030-435-330	***NOT IN USE***	.00	.00	.00	.00	.00	
2017 030-435-390	MISC EXPENSES	183.76	.00	174.39	.00	5.37	350.00
2017 030-435-400	GRAND JURORS	1,080.00	.00	928.00	.00	16.38	1,750.00
2017 030-435-401	PETIT JURORS	1,168.00	.00	712.00	.00	64.04	1,301.33
2017 030-435-402	***NOT IN USE***	.00	.00	.00	.00	.00	
2017 030-435-403	***NOT IN USE***	.00	.00	.00	.00	.00	
2017 030-435-404	***NOT IN USE***	.00	.00	.00	.00	.00	
2017 030-435-418	SOFTWARE	.00	.00	.00	.00	.00	
2017 030-435-419	COMPUTER & PERIPHERAL MAINT	.00	.00	.00	.00	.00	
2017 030-435-425	***NOT IN USE***	.00	.00	.00	.00	.00	250.00
2017 030-435-426	***NOT IN USE***	.00	.00	.00	.00	.00	
2017 030-435-427	OFFICE SUPPLIES	684.67	.00	905.72	.00	24.41-	684.67
2017 030-435-435	CRIME VICTIMS DONATION	270.00	.00	122.00	.00	121.31	270.00
2017 030-435-436	CHILD WELFARE DONATION	2,444.00	.00	1,172.00	.00	108.53	2,444.00
2017 030-435-437	CRIME STOPPERS DONATION	1,008.00	.00	1,108.00	.00	9.03-	1,200.00
	DISTRICT COURT JURY FUND EXP	6,838.43	.00	5,122.11	.00	33.51	
2017 030-455-390	MISC EXPENSES	.00	.00	13.50	.00	.00	
2017 030-455-401	PETIT JURORS	110.00	.00	12.00	.00	816.67	110.00
2017 030-455-402	***NOT IN USE***	.00	.00	.00	.00	.00	
2017 030-455-418	SOFTWARE	.00	.00	.00	.00	.00	
2017 030-455-419	COMPUTER & PERIPHERAL MAINT	.00	.00	.00	.00	.00	
2017 030-455-427	OFFICE SUPPLIES	.00	.00	.00	.00	.00	
2017 030-455-435	CRIME VICTIMS DONATION	10.00	.00	.00	.00	.00	
2017 030-455-436	CHILD WELFARE DONATION	60.00	.00	30.00	.00	100.00	60.00
2017 030-455-437	CRIME STOPPERS DONATION	40.00	.00	30.00	.00	33.33	40.00
	JP COURTS JURY FUND EXP	220.00	.00	85.50	.00	157.31	
2017 030-999-990	ACTUAL EXPENDITURES	.00	.00	.00	.00	.00	
	TOTAL JURY FUND EXPENDITURES	7,058.43	.00	5,207.61	.00	35.54	
	TOTAL DEBIT/CREDIT	99,084.06	99,084.06-	86,189.97	86,189.97-	.00	

ACCOUNT #	ACCOUNT NAME	***** CURRENT *****		***** HISTORY *****		PERCENT INCREASE	CURRENT BUDGET
		DEBIT	CREDIT	DEBIT	CREDIT		
2017 031-103-000	CASH IN BANK	.00	.00	.00	.00	.00	
2017 031-104-000	INVESTMENT - CD	.00	.00	.00	.00	.00	
2017 031-104-500	INVESTMENT - OTHER	.00	.00	.00	.00	.00	
2017 031-171-000	ESTIMATED REVENUES	.00	.00	.00	.00	.00	
2017 031-171-100	BUDGETED FUND BALANCE	.00	.00	.00	.00	.00	
	TOTAL ASSETS	.00	.00	.00	.00	.00	
<hr/>							
2017 031-201-000	VOUCHERS PAYABLE	.00	.00	.00	.00	.00	
2017 031-202-100	SALARIES PAYABLE	.00	.00	.00	.00	.00	
2017 031-241-000	APPROPRIATIONS	.00	.00	.00	.00	.00	
2017 031-241-100	BUDGETED FUND BALANCE	.00	.00	.00	.00	.00	
2017 031-243-000	ENCUMBRANCES	.00	.00	.00	.00	.00	
2017 031-244-000	RESERVE FOR ENCUMBRANCES	.00	.00	.00	.00	.00	
2017 031-271-000	FUND BALANCE	.00	.00	.00	.00	.00	
	TOTAL LIABILITY & FUND BALANCE	.00	.00	.00	.00	.00	
<hr/>							
2017 031-330-300	STATE AID - LATERAL	.00	7,272.59-	.00	7,272.59-	.00	
2017 031-370-000	MISC INCOME	.00	.00	.00	.00	.00	7,300.00-
2017 031-390-000	TRANSFERS (IN/OUT)	.00	.00	.00	.00	.00	
2017 031-399-990	ACTUAL REVENUE	.00	.00	.00	.00	.00	
	TOTAL REVENUE	.00	7,272.59-	.00	7,272.59-	.00	
<hr/>							
2017 031-612-333	PROPANE	.00	.00	.00	.00	.00	
2017 031-612-334	GASOLINE	37.91	.00	.00	.00	.00	37.91
2017 031-612-335	DIESEL	7,229.08	.00	6,808.95	.00	6.17	7,229.08
2017 031-612-336	BATTERIES, FILTERS, LUBES&TIRE	5.60	.00	463.64	.00	98.79-	5.60
2017 031-612-350	MATERIALS & SUPPLIES	.00	.00	.00	.00	.00	27.41
2017 031-612-570	CAPITAL EXPENDITURES	.00	.00	.00	.00	.00	
	PCT 1 LATERAL ROAD EXP	7,272.59	.00	7,272.59	.00	.00	
2017 031-999-990	ACTUAL EXPENDITURES	.00	.00	.00	.00	.00	
	TOTAL EXPENDITURES	7,272.59	.00	7,272.59	.00	.00	
<hr/>							
	TOTAL DEBIT/CREDIT	7,272.59	7,272.59-	7,272.59	7,272.59-	.00	

ACCOUNT #	ACCOUNT NAME	***** CURRENT *****		***** HISTORY *****		PERCENT INCREASE	CURRENT BUDGET
		DEBIT	CREDIT	DEBIT	CREDIT		
2017 032-103-000	CASH IN BANK	.00	.00	.00	.00	.00	
2017 032-104-000	INVESTMENT - CD	.00	.00	.00	.00	.00	
2017 032-104-500	INVESTMENT - OTHER	.00	.00	.00	.00	.00	
2017 032-171-000	ESTIMATED REVENUES	.00	.00	.00	.00	.00	
2017 032-171-100	BUDGETED FUND BALANCE	.00	.00	.00	.00	.00	
	TOTAL ASSETS	.00	.00	.00	.00	.00	
<hr/>							
2017 032-201-000	VOUCHERS PAYABLE	.00	.00	.00	.00	.00	
2017 032-202-100	SALARIES PAYABLE	.00	.00	.00	.00	.00	
2017 032-241-000	APPROPRIATIONS	.00	.00	.00	.00	.00	
2017 032-241-100	BUDGETED FUND BALANCE	.00	.00	.00	.00	.00	
2017 032-243-000	ENCUMBRANCES	.00	.00	.00	.00	.00	
2017 032-244-000	RESERVE FOR ENCUMBRANCES	.00	.00	.00	.00	.00	
2017 032-271-000	FUND BALANCE	.00	.00	.00	.00	.00	
	TOTAL LIABILITY & FUND BALANCE	.00	.00	.00	.00	.00	
<hr/>							
2017 032-330-300	STATE AID - LATERAL	.00	6,724.46-	.00	6,724.46-	.00	6,800.00-
2017 032-370-000	MISC INCOME	.00	.00	.00	.00	.00	
2017 032-390-000	TRANSFERS (IN/OUT)	.00	.00	.00	.00	.00	
2017 032-399-990	ACTUAL REVENUE	.00	.00	.00	.00	.00	
	TOTAL REVENUE	.00	6,724.46-	.00	6,724.46-	.00	
<hr/>							
2017 032-613-333	PROPANE	.00	.00	.00	.00	.00	
2017 032-613-334	GASOLINE	95.56	.00	.00	.00	.00	95.56
2017 032-613-335	DIESEL	4,204.48	.00	6,307.69	.00	33.34-	4,204.48
2017 032-613-336	BATTERIES, FILTERS, LUBES&TIRE	2,424.42	.00	416.77	.00	481.72	2,424.42
2017 032-613-350	MATERIALS & SUPPLIES	.00	.00	.00	.00	.00	75.54
2017 032-613-570	CAPITAL EXPENDITURES	.00	.00	.00	.00	.00	
	PCT 2 LATERAL ROAD EXP	6,724.46	.00	6,724.46	.00	.00	
2017 032-999-990	ACTUAL EXPENDITURES	.00	.00	.00	.00	.00	
	TOTAL EXPENDITURES	6,724.46	.00	6,724.46	.00	.00	
<hr/>							
	TOTAL DEBIT/CREDIT	6,724.46	6,724.46-	6,724.46	6,724.46-	.00	

ACCOUNT #	ACCOUNT NAME	***** CURRENT *****		***** HISTORY *****		PERCENT INCREASE	CURRENT BUDGET
		DEBIT	CREDIT	DEBIT	CREDIT		
2017 033-103-000	CASH IN BANK	.00	.00	.00	.00	.00	
2017 033-104-000	INVESTMENT - CD	.00	.00	.00	.00	.00	
2017 033-104-500	INVESTMENT - OTHER	.00	.00	.00	.00	.00	
2017 033-171-000	ESTIMATED REVENUES	.00	.00	.00	.00	.00	
2017 033-171-100	BUDGETED FUND BALANCE	.00	.00	.00	.00	.00	
	TOTAL ASSETS	.00	.00	.00	.00	.00	
<hr/>							
2017 033-201-000	VOUCHERS PAYABLE	.00	.00	.00	.00	.00	
2017 033-202-100	SALARIES PAYABLE	.00	.00	.00	.00	.00	
2017 033-241-000	APPROPRIATIONS	.00	.00	.00	.00	.00	
2017 033-241-100	BUDGETED FUND BALANCE	.00	.00	.00	.00	.00	
2017 033-243-000	ENCUMBRANCES	.00	.00	.00	.00	.00	
2017 033-244-000	RESERVE FOR ENCUMBRANCES	.00	.00	.00	.00	.00	
2017 033-271-000	FUND BALANCE	.00	.00	.00	.00	.00	
	TOTAL LIABILITY & FUND BALANCE	.00	.00	.00	.00	.00	
<hr/>							
2017 033-330-300	STATE AID - LATERAL	.00	9,232.36-	.00	9,232.36-	.00	
2017 033-370-000	MISC INCOME	.00	.00	.00	.00	.00	9,250.00-
2017 033-390-000	TRANSFERS (IN/OUT)	.00	.00	.00	.00	.00	
2017 033-399-990	ACTUAL REVENUE	.00	.00	.00	.00	.00	
	TOTAL REVENUE	.00	9,232.36-	.00	9,232.36-	.00	
<hr/>							
2017 033-614-333	PROPANE	.00	.00	.00	.00	.00	
2017 033-614-334	GASOLINE	128.52	.00	.00	.00	.00	128.52
2017 033-614-335	DIESEL	8,190.01	.00	2,646.25	.00	209.49	8,190.01
2017 033-614-336	BATTERIES, FILTERS, LUBES&TIRE	575.44	.00	.00	.00	.00	581.47
2017 033-614-350	MATERIALS & SUPPLIES	338.39	.00	6,586.11	.00	94.86-	350.00
2017 033-614-570	CAPITAL EXPENDITURES	.00	.00	.00	.00	.00	
	PCT 3 LATERAL ROAD EXP	9,232.36	.00	9,232.36	.00	.00	
2017 033-999-990	ACTUAL EXPENDITURES	.00	.00	.00	.00	.00	
	TOTAL EXPENDITURES	9,232.36	.00	9,232.36	.00	.00	
<hr/>							
	TOTAL DEBIT/CREDIT	9,232.36	9,232.36-	9,232.36	9,232.36-	.00	

ACCOUNT #	ACCOUNT NAME	***** CURRENT *****		***** HISTORY *****		PERCENT INCREASE	CURRENT BUDGET
		DEBIT	CREDIT	DEBIT	CREDIT		
2017 034-103-000	CASH IN BANK	.00	.00	.00	.00	.00	
2017 034-104-000	INVESTMENT - CD	.00	.00	.00	.00	.00	
2017 034-104-500	INVESTMENT -OTHER	.00	.00	.00	.00	.00	
2017 034-171-000	ESTIMATED REVENUES	.00	.00	.00	.00	.00	
2017 034-171-100	BUDGETED FUND BALANCE	.00	.00	.00	.00	.00	
	TOTAL ASSETS	.00	.00	.00	.00	.00	
-----							
2017 034-201-000	VOUCHERS PAYABLE	.00	.00	.00	.00	.00	
2017 034-202-100	SALARIES PAYABLE	.00	.00	.00	.00	.00	
2017 034-241-000	APPROPRIATIONS	.00	.00	.00	.00	.00	
2017 034-241-100	BUDGETED FUND BALANCE	.00	.00	.00	.00	.00	
2017 034-243-000	ENCUMBRANCES	.00	.00	.00	.00	.00	
2017 034-244-000	RESERVE FOR ENCUMBRANCES	.00	.00	.00	.00	.00	
2017 034-271-000	FUND BALANCE	.00	.00	.00	.00	.00	
	TOTAL LIABILITY & FUND BALANCE	.00	.00	.00	.00	.00	
-----							
2017 034-330-300	STATE AID - LATERAL	.00	7,392.01-	.00	7,392.01-	.00	7,400.00-
2017 034-370-000	MISC INCOME	.00	.00	.00	.00	.00	
2017 034-390-000	TRANSFERS (IN/OUT)	.00	.00	.00	.00	.00	
2017 034-399-990	ACTUAL REVENUE	.00	.00	.00	.00	.00	
	TOTAL REVENUE	.00	7,392.01-	.00	7,392.01-	.00	
-----							
2017 034-615-333	PROPANE	.00	.00	.00	.00	.00	
2017 034-615-334	GASOLINE	.00	.00	.00	.00	.00	
2017 034-615-335	DIESEL	7,392.01	.00	.00	.00	.00	7,392.01
2017 034-615-336	BATTERIES, FILTERS, LUBES&TIRE	.00	.00	453.64	.00	.00	
2017 034-615-350	MATERIALS & SUPPLIES	.00	.00	6,938.37	.00	.00	7.99
2017 034-615-570	CAPITAL EXPENDITURES	.00	.00	.00	.00	.00	
	PCT 4 LATERAL ROAD EXP	7,392.01	.00	7,392.01	.00	.00	
2017 034-999-990	ACTUAL EXPENDITURES	.00	.00	.00	.00	.00	
	TOTAL EXPENDITURES	7,392.01	.00	7,392.01	.00	.00	
-----							
	TOTAL DEBIT/CREDIT	7,392.01	7,392.01-	7,392.01	7,392.01-	.00	

ACCOUNT #	ACCOUNT NAME	***** CURRENT *****		***** HISTORY *****		PERCENT INCREASE	CURRENT BUDGET
		DEBIT	CREDIT	DEBIT	CREDIT		
2017 045-103-000	CASH IN BANK	.00	.00	.00	.00	.00	
2017 045-104-000	INVESTMENT - CD	.00	.00	.00	.00	.00	
2017 045-104-500	INVESTMENT - OTHER	.00	.00	.00	.00	.00	
2017 045-171-000	ESTIMATED REVENUES	.00	.00	.00	.00	.00	
2017 045-171-100	BUDGETED FUND BALANCE	.00	.00	.00	.00	.00	
	TOTAL ASSETS	.00	.00	.00	.00	.00	
<hr/>							
2017 045-201-000	VOUCHERS PAYABLE	.00	.00	.00	.00	.00	
2017 045-202-100	SALARIES PAYABLE	.00	.00	.00	.00	.00	
2017 045-241-000	APPROPRIATIONS	.00	.00	.00	.00	.00	
2017 045-241-100	BUDGETED FUND BALANCE	.00	.00	.00	.00	.00	
2017 045-243-000	ENCUMBRANCES	.00	.00	.00	.00	.00	
2017 045-244-000	RESERVE FOR ENCUMBRANCES	.00	.00	.00	.00	.00	
2017 045-271-000	FUND BALANCE	.00	.00	.00	.00	.00	
	TOTAL LIABILITY & FUND BALANCE	.00	.00	.00	.00	.00	
<hr/>							
2017 045-360-000	INTEREST - NOW ACCT	.00	.00	.00	.00	.00	
2017 045-370-000	MISC INCOME	.00	.00	.00	.00	.00	
2017 045-390-000	TRANSFERS - IN	.00	.00	.00	.00	.00	
2017 045-399-990	ACTUAL REVENUE	.00	.00	.00	.00	.00	
	TOTAL REVENUE	.00	.00	.00	.00	.00	
<hr/>							
2017 045-512-300	TRANSFERS - OUT	.00	.00	.00	.00	.00	
2017 045-512-390	MISC EXPENSE	.00	.00	.00	.00	.00	
2017 045-512-391	MISC EXPENSE	.00	.00	.00	.00	.00	
2017 045-512-392	MISC EXPENSE	.00	.00	.00	.00	.00	
2017 045-512-400	CONTRACT/ARCHETYPE	.00	.00	.00	.00	.00	
	LAW ENF CENTER EXP	.00	.00	.00	.00	.00	
2017 045-999-990	ACTUAL EXPENDITURES	.00	.00	.00	.00	.00	
	TOTAL EXPENDITURES	.00	.00	.00	.00	.00	
<hr/>							
	TOTAL DEBIT/CREDIT	.00	.00	.00	.00	.00	

ACCOUNT #	ACCOUNT NAME	***** CURRENT DEBIT	***** CREDIT	***** HISTORY DEBIT	***** CREDIT	PERCENT INCREASE	CURRENT BUDGET
2017 047-103-000	CASH IN BANK	35,804.43	.00	39,853.50	.00	10.16-	
2017 047-104-000	INVESTMENT - CD	.00	.00	.00	.00	.00	
2017 047-104-500	INVESTMENT - OTHER	.00	.00	.00	.00	.00	
2017 047-131-100	DUE FROM CLEARING	.00	.00	.00	.00	.00	
2017 047-171-000	ESTIMATED REVENUES	.00	.00	.00	.00	.00	
2017 047-171-100	BUDGETED FUND BALANCE	.00	.00	.00	.00	.00	
	TOTAL ASSETS	35,804.43	.00	39,853.50	.00	10.16-	
<hr/>							
2017 047-201-000	VOUCHERS PAYABLE	.00	.00	.00	.00	.00	
2017 047-202-100	SALARIES PAYABLE	.00	.00	.00	.00	.00	
2017 047-207-010	DUE TO GENERAL ACCT	.00	.00	.00	.00	.00	
2017 047-241-000	APPROPRIATIONS	.00	.00	.00	.00	.00	
2017 047-241-100	BUDGETED FUND BALANCE	.00	.00	.00	.00	.00	
2017 047-243-000	ENCUMBRANCES	.00	.00	.00	.00	.00	
2017 047-244-000	RESERVE FOR ENCUMBRANCES	.00	.00	.00	.00	.00	
2017 047-271-000	FUND BALANCE	.00	39,853.50-	.00	42,300.72-	5.79-	
	TOTAL LIABILITY & FUND BALANCE	.00	39,853.50-	.00	42,300.72-	5.79-	
<hr/>							
2017 047-352-000	FORFEITURES	.00	.00	.00	.00	.00	
2017 047-360-000	INTEREST - NOW ACCT	.00	91.18-	.00	105.22-	13.34-	
2017 047-360-100	INTEREST - CD	.00	.00	.00	.00	.00	
2017 047-360-200	INTEREST - INVESTMENT	.00	.00	.00	.00	.00	
2017 047-370-000	MISC INCOME	.00	.00	.00	4,643.66-	.00	
2017 047-390-000	TRANSFERS - IN	.00	.00	.00	.00	.00	
2017 047-399-990	ACTUAL REVENUE	.00	.00	.00	.00	.00	
	TOTAL REVENUE	.00	91.18-	.00	4,748.88-	98.08-	
<hr/>							
2017 047-560-300	TRANSFERS - OUT	.00	.00	.00	.00	.00	
2017 047-560-310	OFFICE EQUIP & SUPPLIES	.00	.00	.00	.00	.00	
2017 047-560-390	OTHER EXPENSES	1,000.00	.00	.00	.00	.00	1,000.00
2017 047-560-450	VEHICLES-REPAIRS-ENHANCEMENT	.00	.00	.00	.00	.00	
2017 047-560-460	FIREARMS & ACCESSORIES	3,140.25	.00	7,196.10	.00	56.36-	3,140.25
2017 047-560-470	PMTS TO OTHER AGENCIES	.00	.00	.00	.00	.00	
2017 047-560-590	COMMUNICATIONS EQUIPMENT	.00	.00	.00	.00	.00	
	FORFEITURE EXP	4,140.25	.00	7,196.10	.00	42.47-	
2017 047-999-990	ACTUAL EXPENDITURES	.00	.00	.00	.00	.00	
	TOTAL EXPENDITURES	4,140.25	.00	7,196.10	.00	42.47-	
<hr/>							
	TOTAL DEBIT/CREDIT	39,944.68	39,944.68-	47,049.60	47,049.60-	.00	

ACCOUNT #	ACCOUNT NAME	***** DEBIT	CURRENT CREDIT	***** DEBIT	HISTORY CREDIT	***** INCREASE	CURRENT BUDGET
2017 048-103-000	CASH IN BANK		58,051.73	.00	57,141.52	.00	1.59
2017 048-104-000	INVESTMENT - CD		.00	.00	.00	.00	.00
2017 048-104-500	INVESTMENT - OTHER		.00	.00	.00	.00	.00
2017 048-171-000	ESTIMATED REVENUES		.00	.00	.00	.00	.00
2017 048-171-100	BUDGETED FUND BALANCE		.00	.00	.00	.00	.00
	TOTAL ASSETS		58,051.73	.00	57,141.52	.00	1.59
<hr/>							
2017 048-201-000	VOUCHERS PAYABLE	.00	.00	.00	.00	.00	.00
2017 048-202-100	SALARIES PAYABLE	.00	.00	.00	.00	.00	.00
2017 048-241-000	APPROPRIATIONS	.00	.00	.00	.00	.00	.00
2017 048-241-100	BUDGETED FUND BALANCE	.00	.00	.00	.00	.00	.00
2017 048-243-000	ENCUMBRANCES	.00	.00	.00	.00	.00	.00
2017 048-244-000	RESERVE FOR ENCUMBRANCES	.00	.00	.00	.00	.00	.00
2017 048-271-000	FUND BALANCE	.00	57,141.52-	.00	79,023.53-	27.69-	.00
	TOTAL LIABILITY & FUND BALANCE	.00	57,141.52-	.00	79,023.53-	27.69-	
<hr/>							
2017 048-352-000	FORFEITURES	.00	19,620.93-	.00	1,600.00-	1126.31	
2017 048-360-000	INTEREST - NOW ACCT	.00	144.42-	.00	164.99-	12.47-	
2017 048-360-100	INTEREST - CD	.00	.00	.00	.00	.00	
2017 048-360-200	INTEREST - INVESTMENT	.00	.00	.00	.00	.00	
2017 048-370-000	MISC INCOME	.00	.00	.00	.00	.00	
2017 048-390-000	TRANSFERS - IN	.00	.00	.00	.00	.00	
2017 048-399-990	ACTUAL REVENUE	.00	.00	.00	.00	.00	
	TOTAL REVENUE	.00	19,765.35-	.00	1,764.99-	1019.86	
<hr/>							
2017 048-476-300	TRANSFERS - OUT	.00	.00	.00	.00	.00	
2017 048-476-305	SALARY SUPPLEMENTS	.00	.00	.00	.00	.00	
2017 048-476-425	EDUCATION & TRAINING	.00	.00	.00	.00	.00	
2017 048-476-427	SUPPLIES	.00	.00	.00	.00	.00	
2017 048-476-428	EQUIPMENT	.00	.00	.00	.00	.00	
2017 048-476-470	DISTRIBUTIONS	18,855.14	.00	23,647.00	.00	20.26-	18,855.14
	DIST ATTY FORFEIT EXP	18,855.14	.00	23,647.00	.00	20.26-	
2017 048-999-990	ACTUAL EXPENDITURES	.00	.00	.00	.00	.00	
	TOTAL EXPENDITURES	18,855.14	.00	23,647.00	.00	20.26-	
<hr/>							
	TOTAL DEBIT/CREDIT	76,906.87	76,906.87-	80,788.52	80,788.52-	.00	

ACCOUNT #	ACCOUNT NAME	***** CURRENT *****		***** HISTORY *****		PERCENT INCREASE	CURRENT BUDGET
		DEBIT	CREDIT	DEBIT	CREDIT		
2017 050-103-000	CASH IN BANK	4,761.76	.00	4,753.18	.00	.18	
2017 050-104-000	INVESTMENT - CD	.00	.00	.00	.00	.00	
2017 050-104-500	INVESTMENT -OTHER	.00	.00	.00	.00	.00	
2017 050-171-000	ESTIMATED REVENUES	.00	.00	.00	.00	.00	
2017 050-171-100	BUDGETED FUND BALANCE	.00	.00	.00	.00	.00	
	TOTAL ASSETS	4,761.76	.00	4,753.18	.00	.18	
<hr/>							
2017 050-201-000	VOUCHERS PAYABLE	.00	.00	.00	.00	.00	
2017 050-202-100	SALARIES PAYABLE	.00	.00	.00	.00	.00	
2017 050-241-000	APPROPRIATIONS	.00	.00	.00	.00	.00	
2017 050-241-100	BUDGETED FUND BALANCE	.00	.00	.00	.00	.00	
2017 050-243-000	ENCUMBRANCES	.00	.00	.00	.00	.00	
2017 050-244-000	RESERVE FOR ENCUMBRANCES	.00	.00	.00	.00	.00	
2017 050-271-000	FUND BALANCE	.00	4,753.18-	.00	4,753.18-	.00	
	TOTAL LIABILITY & FUND BALANCE	.00	4,753.18-	.00	4,753.18-	.00	
<hr/>							
2017 050-352-000	FORFEITURE	.00	.00	.00	.00	.00	
2017 050-360-000	INTEREST-NOW ACCT	.00	8.58-	.00	.00	.00	
2017 050-360-100	INTEREST - CD	.00	.00	.00	.00	.00	
2017 050-360-200	INTEREST - INVESTMENT	.00	.00	.00	.00	.00	
2017 050-370-000	MISC INCOME	.00	.00	.00	.00	.00	
2017 050-390-000	TRANSFERS - IN	.00	.00	.00	.00	.00	
2017 050-399-990	ACTUAL REVENUE	.00	.00	.00	.00	.00	
	TOTAL REVENUE	.00	8.58-	.00	.00	.00	
<hr/>							
2017 050-475-300	TRANSFERS - OUT	.00	.00	.00	.00	.00	
2017 050-475-305	SALARY SUPPLEMENTS	.00	.00	.00	.00	.00	
2017 050-475-425	EDUCATION & TRAINING	.00	.00	.00	.00	.00	
2017 050-475-427	SUPPLIES	.00	.00	.00	.00	.00	
2017 050-475-428	EQUIPMENT	.00	.00	.00	.00	.00	
2017 050-475-470	***NOT IN USE***	.00	.00	.00	.00	.00	
	CO ATTY FORFEIT EXP	.00	.00	.00	.00	.00	
2017 050-999-990	ACTUAL EXPENDITURES	.00	.00	.00	.00	.00	
	TOTAL EXPENDITURES	.00	.00	.00	.00	.00	
<hr/>							
	TOTAL DEBIT/CREDIT	4,761.76	4,761.76-	4,753.18	4,753.18-	.00	

ACCOUNT #	ACCOUNT NAME	***** CURRENT *****		***** HISTORY *****		PERCENT	CURRENT
		DEBIT	CREDIT	DEBIT	CREDIT	INCREASE	BUDGET
2017 052-103-000	CASH IN BANK	5,369.59	.00	4,846.30	.00	10.80	
2017 052-104-000	INVESTMENT- CD	.00	.00	.00	.00	.00	
2017 052-171-000	ESTIMATED REVENUES	.00	.00	.00	.00	.00	
2017 052-171-100	BUDGETED FUND BALANCE	.00	.00	.00	.00	.00	
	TOTAL ASSETS	5,369.59	.00	4,846.30	.00	10.80	
<hr/>							
2017 052-201-000	VOUCHERS PAYABLE	.00	.00	.00	.00	.00	
2017 052-202-100	SALARIES PAYABLE	.00	.00	.00	.00	.00	
2017 052-241-000	APPROPRIATIONS	.00	.00	.00	.00	.00	
2017 052-241-100	BUDGETED FUND BALANCE	.00	.00	.00	.00	.00	
2017 052-243-000	ENCUMBRANCES	.00	.00	.00	.00	.00	
2017 052-244-000	RESERVE FOR ENCUMBRANCES	.00	.00	.00	.00	.00	
2017 052-271-000	FUND BALANCE	.00	4,846.30-	.00	7,195.71-	32.65-	
	TOTAL LIABILITY & FUND BALANCE	.00	4,846.30-	.00	7,195.71-	32.65-	
<hr/>							
2017 052-341-000	PRE-TRIAL DIVERSION FEES	.00	2,534.50-	.00	2,809.80-	9.80-	
2017 052-360-000	INTEREST-NOW ACCT	.00	9.17-	.00	12.91-	28.97-	
2017 052-366-000	MISCELLANEOUS INCOME	.00	.00	.00	.00	.00	
2017 052-370-000	OTHER REVENUE	.00	.00	.00	.00	.00	
2017 052-390-000	TRANSFERS-IN	.00	.00	.00	.00	.00	
2017 052-399-990	ACTUAL REVENUE	.00	.00	.00	.00	.00	
	TOTAL REVENUE	.00	2,543.67-	.00	2,822.71-	9.89-	
<hr/>							
2017 052-570-334	GASOLINE	.00	.00	.00	.00	.00	
2017 052-570-336	BATTERIES, FILTERS, LUBES&TIRE	.00	.00	.00	.00	.00	
2017 052-570-337	RPR & MAINT ROLLING STOCK	.00	.00	.00	.00	.00	
2017 052-570-339	RPR & MAINT EQUIPMENT	.00	.00	.00	.00	.00	
2017 052-570-340	UNIFORMS	.00	.00	.00	.00	.00	
2017 052-570-341	POSTAGE	.00	.00	37.50	.00	.00	
2017 052-570-343	AMMO & FIREARM ACCESSORIES	.00	.00	.00	.00	.00	
2017 052-570-390	MISC EXPENSES	.00	.00	.00	.00	.00	
2017 052-570-401	PHONES & INTERNET	.00	.00	68.75	.00	.00	
2017 052-570-402	REFERENCE MATERIALS	.00	.00	.00	.00	.00	
2017 052-570-403	DUES & SUBSCRIPTIONS	.00	.00	.00	.00	.00	
2017 052-570-404	INTEREST & FINANCE CHGS	.00	.00	.00	.00	.00	
2017 052-570-418	SOFTWARE	.00	.00	.00	.00	.00	
2017 052-570-419	COMPUTER & PERIPHERAL MAINT	.00	.00	162.36	.00	.00	
2017 052-570-422	INSURANCE-AUTO	84.38	.00	705.50	.00	88.04-	
2017 052-570-425	EDUCATION & TRAINING	.00	.00	.00	.00	.00	
2017 052-570-426	TRAVEL EXPENSES	.00	.00	239.25	.00	.00	
		.00	.00	.00	.00	.00	

ACCOUNT #	ACCOUNT NAME	***** CURRENT ***** DEBIT	***** CREDIT *****	***** HISTORY ***** DEBIT	***** CREDIT *****	PERCENT INCREASE	CURRENT BUDGET
2017 052-570-427	OFFICE SUPPLIES	1,406.02	.00	1,407.65	.00	.12-	
2017 052-570-428	OFFICE EQUIPMENT	529.98	.00	2,471.31	.00	78.55-	
2017 052-570-430	LEGAL NOTICES & PUBLICATIONS	.00	.00	79.80	.00	.00	
2017 052-570-486	PROFESSIONAL SERVICES	.00	.00	.00	.00	.00	
	PRE-TRIAL DIVERSION EXPENSES	2,020.38	.00	5,172.12	.00	60.94-	
2017 052-700-000	TRANSFER OUT	.00	.00	.00	.00	.00	
2017 052-999-990	ACTUAL EXPENDITURES	.00	.00	.00	.00	.00	
	TOTAL EXPENDITURES	2,020.38	.00	5,172.12	.00	60.94-	
	TOTAL DEBIT/CREDIT	7,389.97	7,389.97-	10,018.42	10,018.42-	.00	

ACCOUNT #	ACCOUNT NAME	***** CURRENT *****		***** HISTORY *****		PERCENT INCREASE	CURRENT BUDGET
		DEBIT	CREDIT	DEBIT	CREDIT		
2017 059-103-000	CASH IN BANK	154,393.31	.00	85,658.52	.00	80.24	
2017 059-104-000	INVESTMENT - CD	.00	.00	.00	.00	.00	
2017 059-104-500	INVESTMENT - OTHER	.00	.00	.00	.00	.00	
2017 059-171-000	ESTIMATED REVENUES	.00	.00	.00	.00	.00	
2017 059-171-100	BUDGETED FUND BALANCE	.00	.00	.00	.00	.00	
	TOTAL ASSETS	154,393.31	.00	85,658.52	.00	80.24	
<hr/>							
2017 059-201-000	VOUCHERS PAYABLE	.00	.00	.00	.00	.00	
2017 059-202-100	SALARIES PAYABLE	.00	.00	.00	.00	.00	
2017 059-241-000	APPROPRIATIONS	.00	.00	.00	.00	.00	
2017 059-241-100	BUDGETED FUND BALANCE	.00	.00	.00	.00	.00	
2017 059-243-000	ENCUMBRANCES	.00	.00	.00	.00	.00	
2017 059-244-000	RESERVE FOR ENCUMBRANCES	.00	.00	.00	.00	.00	
2017 059-271-000	FUND BALANCE	.00	85,658.52-	.00	179,323.57-	52.23-	
	TOTAL LIABILITY & FUND BALANCE	.00	85,658.52-	.00	179,323.57-	52.23-	
<hr/>							
2017 059-310-000	AD VALOREM TAXES	.00	268,181.93-	.00	255,639.50-	4.91	257,990.00-
2017 059-360-000	INTEREST - NOW ACCT	.00	552.86-	.00	695.45-	20.50-	775.00-
2017 059-360-100	INTEREST - CD	.00	.00	.00	.00	.00	
2017 059-360-200	INTEREST - INVESTMENT	.00	.00	.00	.00	.00	
2017 059-370-000	MISC INCOME	.00	.00	.00	.00	.00	
2017 059-390-000	TRANSFERS IN	.00	.00	.00	.00	.00	
2017 059-399-990	ACTUAL REVENUE	.00	.00	.00	.00	.00	
	TOTAL REVENUE	.00	268,734.79-	.00	256,334.95-	4.84	
<hr/>							
2017 059-625-300	TRANSFERS OUT	200,000.00	.00	350,000.00	.00	42.86-	200,000.00
2017 059-625-330	MISCELLANEOUS EXPENSE	.00	.00	.00	.00	.00	
2017 059-625-390	MISC EXPENSES	.00	.00	.00	.00	.00	
	CONTINGENCY EXPENSE	200,000.00	.00	350,000.00	.00	42.86-	
2017 059-999-990	ACTUAL EXPENDITURES	.00	.00	.00	.00	.00	
	TOTAL EXPENDITURES	200,000.00	.00	350,000.00	.00	42.86-	
<hr/>							
	TOTAL DEBIT/CREDIT	354,393.31	354,393.31-	435,658.52	435,658.52-	.00	

ACCOUNT #	ACCOUNT NAME	***** CURRENT *****		***** HISTORY *****		PERCENT INCREASE	CURRENT BUDGET
		DEBIT	CREDIT	DEBIT	CREDIT		
2017 060-103-000	CASH IN BANK	172,797.46	.00	173,636.53	.00	.48-	
2017 060-104-000	INVESTMENT - CD	.00	.00	.00	.00	.00	
2017 060-104-500	INVESTMENT - OTHER	.00	.00	.00	.00	.00	
2017 060-121-000	PROPERTY TAXES RECEIVABLE	236,543.05	.00	236,543.05	.00	.00	
2017 060-121-100	ALLOW - PROPERTY TAXES	11,789.70-	.00	11,789.70-	.00	.00	
2017 060-171-000	ESTIMATED REVENUES	.00	.00	.00	.00	.00	
2017 060-171-100	BUDGETED FUND BALANCE	.00	.00	.00	.00	.00	
	TOTAL ASSETS	397,550.81	.00	398,389.88	.00	.21-	
<hr/>							
2017 060-201-000	VOUCHERS PAYABLE	.00	.00	.00	.00	.00	
2017 060-202-100	SALARIES PAYABLE	.00	.00	.00	.00	.00	
2017 060-205-000	DEFERRED TAX REVENUES	.00	224,752.93-	.00	224,752.93-	.00	
2017 060-241-000	APPROPRIATIONS	.00	.00	.00	.00	.00	
2017 060-241-100	BUDGETED FUND BALANCE	.00	.00	.00	.00	.00	
2017 060-243-000	ENCUMBRANCES	.00	.00	.00	.00	.00	
2017 060-244-000	RESERVE FOR ENCUMBRANCES	.00	.00	.00	.00	.00	
2017 060-271-000	FUND BALANCE	.00	173,636.95-	.00	165,737.24-	4.77	
	TOTAL LIABILITY & FUND BALANCE	.00	398,389.88-	.00	390,490.17-	2.02	
<hr/>							
2017 060-318-000	DEBT TAX	.00	237,586.89-	.00	235,270.02-	.98	231,616.00-
2017 060-360-000	INTEREST - NOW ACCT	.00	299.04-	.00	304.69-	1.85-	350.00-
2017 060-360-100	INTEREST - CD	.00	.00	.00	.00	.00	
2017 060-360-200	INTEREST - INVESTMENT	.00	.00	.00	.00	.00	
2017 060-370-000	MISC INCOME	.00	.00	.00	.00	.00	
2017 060-390-000	TRANSFERS IN	.00	.00	.00	.00	.00	
2017 060-399-990	ACTUAL REVENUE	.00	.00	.00	.00	.00	
	TOTAL REVENUE	.00	237,885.93-	.00	235,574.71-	.98	
<hr/>							
2017 060-680-630	PRINCIPAL PAYMENT	205,000.00	.00	190,000.00	.00	7.89	205,000.00
2017 060-680-650	INTEREST PAYMENT	33,325.00	.00	37,275.00	.00	10.60-	33,325.00
2017 060-680-651	ADMINISTRATIVE FEE	400.00	.00	400.00	.00	.00	400.00
	I & S EXP	238,725.00	.00	227,675.00	.00	4.85	
2017 060-999-990	ACTUAL EXPENDITURES	.00	.00	.00	.00	.00	
	TOTAL EXPENDITURES	238,725.00	.00	227,675.00	.00	4.85	
<hr/>							
	TOTAL DEBIT/CREDIT	636,275.81	636,275.81-	626,064.88	626,064.88-	.00	