

**PARMER COUNTY TEXAS**  
**COUNTY AUDITOR'S 2017 ANNUAL REPORT**  
**APRIL 2018**

1111  
1111



**PARMER COUNTY TEXAS**  
**COUNTY AUDITOR'S 2017 REPORT TO COMMISSIONERS COURT AND DISTRICT JUDGE**

**APRIL 2018**

§ 114.025 of the Texas Local Government Code requires the county auditor to make monthly and annual reports to the commissioners court and to the district judges of the county. The data used in preparing this annual report are raw data for the 2017 calendar year. These data have yet to be confirmed by the County's outside auditors, and therefore do not include any year-end accounting adjustments that may be required as a result of their audit. Nonetheless, the data appear to be substantially correct and can be used to draw general conclusions regarding the County's financial condition and performance in 2017.

**§ 114.025 County Auditor's Monthly and Annual Reports to Commissioners Court and District Judges**

***(a) The County Auditor shall make monthly and annual reports to the commissioners court and to the district judges of the county. Each report must show:***

***(1) the aggregate amounts received and disbursed from each county fund;***

Report GEL103 in Appendix 1 summarizes the county's cash receipts and disbursements, by fund, for calendar year 2017. The summary excludes cash receipts and disbursements in the Clearing Fund as these merely reflect internal transfers for the purpose of paying the County's bills.

Cash receipts decreased \$138,577 (-2%) year over year, totaling \$7,507,405 at year end. The decrease occurred despite the fact that the County received a \$460,800 pilot payment in lieu of taxes from wind energy properties located in the County. Conversely, receipts from FEMA grant assistance related to winter storm "Goliath" declined to roughly two-thirds of those received in 2016. (Note: The County should receive its final FEMA grant assistance in early 2018.)

Cash disbursements decreased \$161,930 (-3%) year over year, totaling \$6,628,618 at year end. Approximately half of the decrease was attributable to fewer disbursements for road repairs related to winter storm "Goliath."

The ending cash balance at December 31, 2017, stood at \$5,392,299, a net cash inflow of \$878,787. That represents a 20% increase over 2016 and a continuation of the upward trend in cash balance that began in 2015. The General and Farm to Market funds account for 85-90% of the County's total cash and investments, and thus are the focus here. Table 1 in Appendix 1 summarizes cash balances for the General and Farm to Market Funds over the period 2004-2017. Chart 1 on the following page portrays the same information graphically.

***(2) the condition of each account on the books;***

Reports GEL101 and GEL116 in Appendix 2 provide general ledger data as of 12/31/2017. GEL101 lists assets, liabilities, revenues, and expenses, by line item, for each of the County's funds. This report provides comparisons to 2016 actuals as well as to 2017 budgeted figures. GEL116 presents the same general ledger data in summary form.

Overall, assets totaled \$8,159,012 at year end, an increase of roughly 12% year over year. Liabilities totaled \$2,974,583 at year end, an increase of only \$6,000 over the year before. Total fund equity (beginning fund balances + revenues – expenditures) grew by \$863,403 to \$5,184,429, representing a 20% increase over 2016.

***(3) the amount of county, district, and school funds on deposit in the county depository;***

Table 2 in Appendix 3 itemizes all funds on deposit at the County's depository, AIM Bank, in Farwell, Texas. This table shows balances at 12/31/2016, 12/31/2017, and year-over-year changes. Total deposits at 12/31/2017 totaled \$5,499,488, an increase of \$931,354 over the previous year end.

***(4) the amount of county bonded indebtedness and other indebtedness; and***

Table 3 in Appendix 4 is an Aggregate Debt Service Summary showing the amount and timing of debt payments due on the Parmer County Law Enforcement Center bond obligations. The county made payments of \$238,325 in 2017, of which \$205,000 was principal and \$33,325 was interest. The remaining principal balance of \$1,290,000 is scheduled to be paid off in 2023.



The county will pay an additional \$99,012.50 in interest should the balance be carried to maturity.

Table 4 in Appendix 4 summarizes County debts other than bonded obligations. These debts include three lease-purchase agreements for heavy equipment totaling \$174,041.87 at 12/31/17.

Precinct 1 currently has one lease-purchase agreement for a 2015 Caterpillar 12M3 motor grader. The outstanding balance at 12/31/17 was \$23,297.92. Precinct 1 paid off lease-purchase agreements for a 2013 John Deere 672G motor grader and a 2014 Caterpillar 12M2 motor grader in 2017.

Precinct 2 currently has two lease-purchase agreements for motor graders, including a 2015 Caterpillar 140M3 and 2016 Caterpillar 12M3. The total outstanding balance at 12/31/17 was \$150,743.95.

Precincts 3 and 4 currently have no outstanding debt. Precinct 3 traded a 2005 140H Caterpillar motor grader for a 2016 Caterpillar 12M3 motor grader, choosing to pay the \$169,500 difference from cash reserves. Precinct 4 used cash reserves to purchase a 2017 Ford F150 pickup and a new bat-wing shredder.

***(5) any other fact of interest, information, or suggestion that the auditor considers proper or that the court or district judges require.***

#### **General Comments**

The County's overall financial position continued to improve in 2017. With roughly ten (10) months of operating expenses in reserve, the County should be able to meet any unforeseen challenges.

The Mariah Del Norte wind energy project became operational in 2017, and the County received its first payment in lieu of abated property taxes in December. That payment totaled \$460,800. The County expects to receive similar payments over the next four years, with reduced amounts in years 6-10 of the agreement as incremental value of the project is added to the tax rolls. Discussions continue regarding a second wind energy project east of Friona and south of US

Hwy 60, but investors underwriting this project still have not provided specific details or a timeline for this project.

All things considered, the County did a reasonable job of managing taxpayers' money in 2017. Going forward, the County should strive to:

- Maximize the quantity and quality of services within budgetary constraints;
- Balance annual budgets, except in emergencies;
- Maintain sufficient reserves to meet emergencies;
- Limit tax rate increases. (Note: There is a serious movement in the Texas Legislature to cap ad valorem tax rate increases well below the increases statutes currently allow.)

### Specific Observations

#### General Fund

General Fund revenues exceeded expenses by \$696,462, thanks in large part to the \$460,800 wind energy pilot payment referenced above. Ad valorem tax revenues rose 5%. Fee revenues in the Sheriff's Office rose 29%, but revenues from housing other counties' inmates dropped dramatically from \$82,752 in 2016 to \$4,470 in 2017. The Tax Assessor/Collector's office and Justice of the Peace offices saw fee revenue increases of 7% and 9%, respectively. Conversely, fee revenues in the County Clerk's and District Clerk's Offices dropped 16% and 6%, respectively.

Overall, General Fund expenses rose 1% year over year. Listed below are year over year changes in expenses by department.

- |                                    |      |
|------------------------------------|------|
| • County Judge                     | -2%  |
| • County Clerk                     | -4%  |
| • Non Departmental                 | +5%  |
| • District Judge                   | +17% |
| • District Clerk                   | +2%  |
| • Justice of the Peace, Precinct 1 | +3%  |
| • Justice of the Peace, Precinct 2 | -4%  |
| • Justice of the Peace, Precinct 3 | +3%  |
| • District Attorney                | +7%  |

- County Auditor +1%
- County Treasurer -1%
- County Tax Assessor/Collector -1%
- Sheriff -1%
- DPS + 5%
- County Extension-Ag Agent +36%
- County Agent-Food & Consumer Sciences +47%
- Capital Expenditures -33%

Non-Departmental expenses rose 5% year over year, primarily due to an increased assessment from the Parmer County Appraisal District. The District Judge and District Attorney saw year over year increases of 17% and 7%, respectively. Increased expenses in the District Judge’s office were due entirely to greater costs for court appointed attorney fees and expenses. Increased expenses in the District Attorney’s office were the direct result of a larger assessment from Bailey County for Parmer County’s 60% share of the two-county 287<sup>th</sup> Judicial District’s expenses. The significant increase in Extension expenses can be explained by staffing, i.e. 2016 saw vacancies in both the Ag Agent and Food & Consumer Sciences Agent positions. Both positions were filled and active in 2017.

**Farm to Market Fund**

Farm to Market revenues exceeded expenses by \$131,699, aided by a 5% increase in ad valorem tax revenues. However, if one removes the effects of FEMA revenues and expenses as well as \$200,000 in transfers from the Contingency Fund, Farm to Market revenues actually fell short of expenses by \$185,637. Most of the shortfall occurred in Precinct 2, where expenses exceeded revenues by \$177,342.

A comparison of year over year changes in Farm to Market expenses is more instructive when the effects of FEMA related expenses and capital expenditures are removed from the calculation. Under this scenario, overall Farm to Market expenses increased 2% year over year. Individually, Precincts 1, 2, and 4 expenses rose by 15%, 4%, and 4%, respectively. Precinct 3 expenses actually dropped 13%.

***The annual report must include a record of all transactions made during a calendar year. The auditor shall file the annual report at a regular or special***

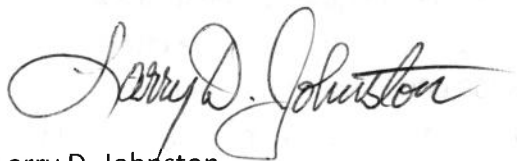
***term of the commissioners court held during the month of April of the following year. The auditor shall file a copy of the report with the district judges of the county.***

By statute, this report must include a record of "all transactions made during a calendar year." To include such detail here would be impractical. Rather, Appendix 5 includes a summary of transactions (GEL124), by line item and fund, for the calendar year ended 12/31/2017. Detailed data in support of this summary are available upon request and incorporated herein by reference.

***At the time the annual audit is delivered to the commissioners court and the district judges, the auditor shall send to the bonding company of each district, county, and precinct officer a report indicating the condition of that person's office.***

Copies of the County's annual external audit are provided as required.

Submitted this 23rd day of April, 2018

A handwritten signature in cursive script that reads "Larry D. Johnston". The signature is written in black ink and is positioned above the printed name and title.

Larry D. Johnston  
Parmer County Auditor

## **APPENDIX 1**


ACCOUNT NAME	BEGINNING CASH BALANCE	CASH RECEIPTS	CASH DISBURSEMENTS	ENDING CASH BALANCE
2017 010 GENERAL FUND FUND TOTALS	2,288,011.06	4,632,332.50	3,935,870.34-	2,984,473.22
2017 021 FARM TO MARKET PCT1 FUND TOTALS	204,985.16	615,601.86	496,125.37-	324,461.65
2017 022 FARM TO MARKET PCT2 FUND TOTALS	285,736.11	483,501.24	517,224.66-	252,012.69
2017 023 FARM TO MARKET PCT3 FUND TOTALS	700,023.26	515,344.19	470,112.27-	745,255.18
2017 024 FARM TO MARKET PCT4 FUND TOTALS	363,383.54	421,224.65	420,512.40-	364,095.79
2017 030 JURY FUND FUND TOTALS	80,982.36	19,963.70	8,920.43-	92,025.63
2017 031 LATERAL ROAD PCT 1 FUND TOTALS	.00	7,272.59	7,272.59-	.00
2017 032 LATERAL ROAD PCT 2 FUND TOTALS	.00	6,724.46	6,724.46-	.00
2017 033 LATERAL ROAD PCT 3 FUND TOTALS	.00	9,232.36	9,232.36-	.00
2017 034 LATERAL ROAD PCT 4 FUND TOTALS	.00	7,400.00	7,400.00-	.00
2017 045 LAW ENFORCEMENT CENTER				
2017 047 FORFEITURE FUND FUND TOTALS	39,853.50	91.18	4,140.25-	35,804.43
2017 048 DISTRICT ATTY FORFEITURE FUND FUND TOTALS	57,141.52	19,765.35	18,855.14-	58,051.73
2017 050 COUNTY ATTY FORFEITURE FUND FUND TOTALS	4,753.18	8.58	.00	4,761.76
2017 052 PRE-TRIAL DIVERSION FUND FUND TOTALS	4,846.30	2,543.67	2,020.38-	5,369.59
2017 059 CONTINGENCY FUND FUND TOTALS	85,658.52	268,734.79	200,000.00-	154,393.31
2017 060 INTEREST & SINKING FUND FUND TOTALS	173,636.53	237,885.93	238,725.00-	172,797.46
2017 075 PERMANANT IMPROVEMENTS FUND TOTALS	108,478.32	71,725.71	111,581.69-	68,622.34
2017 076 JAIL CONSTRUCTION FUND				
2017 088 STATE FEES FUND FUND TOTALS	102,196.48	172,680.52	156,975.55-	117,901.45

ACCOUNT NAME	BEGINNING CASH BALANCE	CASH RECEIPTS	CASH DISBURSEMENTS	ENDING CASH BALANCE
2017 089 COUNTY ATTY CHECK COLLECTION FUND TOTALS	6,802.71	3,011.65	3,270.17-	6,544.19
2017 090 JUVENILE PROBATION FUND FUND TOTALS	3,856.92	562.01	322.50-	4,096.43
2017 091 DIST ATTY-287TH CK COLLECTION FUND TOTALS	3,166.61	11,798.51	13,332.49-	1,632.63
GRAND TOTALS	<u>4,513,512.08</u>	<u>7,507,405.45</u>	<u>6,628,618.05-</u>	<u>5,392,299.48</u>

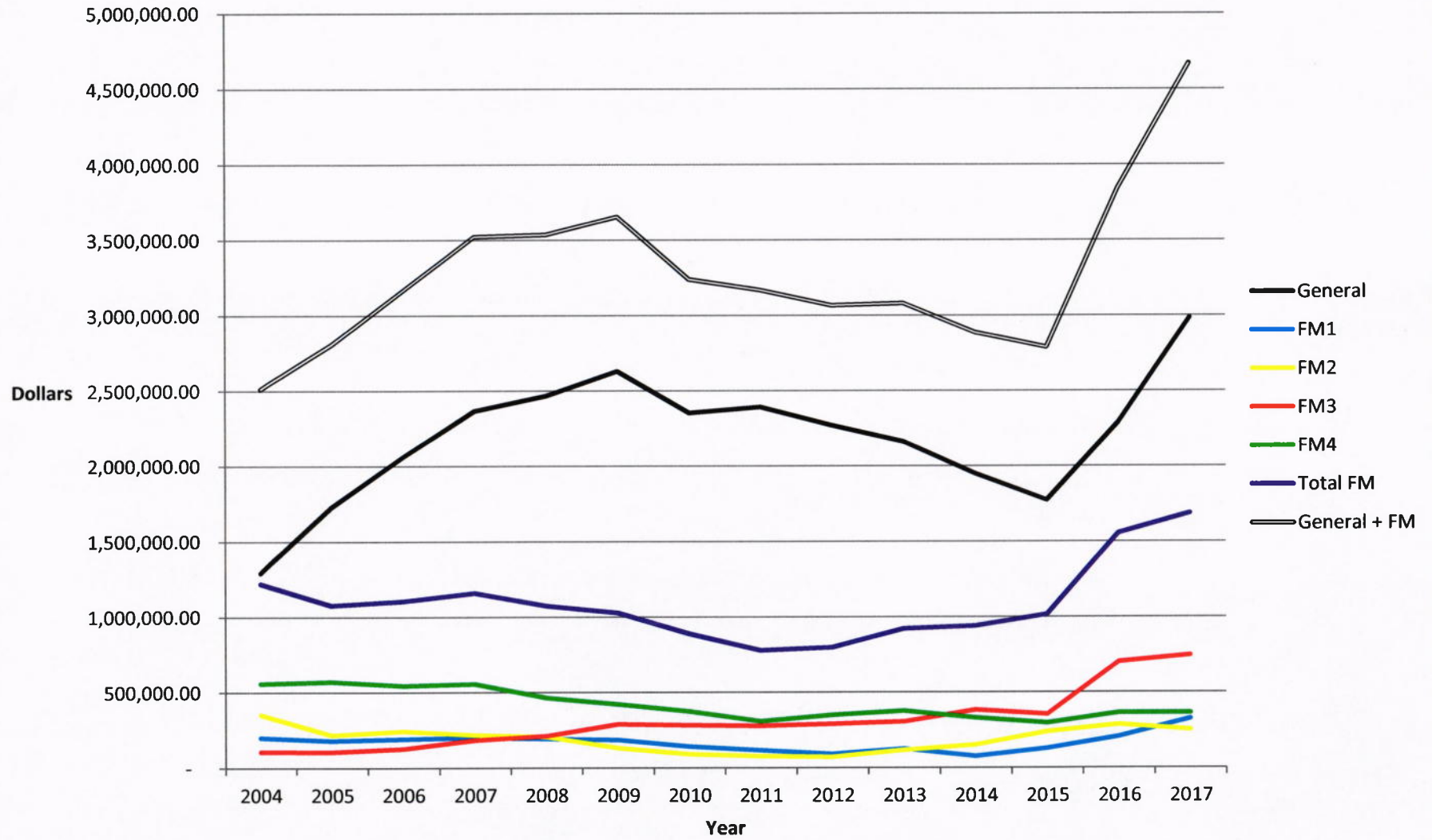
**Table 1**  
**Parmer County Cash and Investments**  
**General and Farm to Market Funds**  
**2004-2017**

Year	Cash and Investments						
	General Fund	FM1	FM2	FM3	FM4	Total FM	General + FM
2004	1,290,945.36	200,829.59	352,881.49	106,950.31	558,267.27	1,218,928.66	2,509,874.02
2005	1,728,611.72	180,318.61	218,365.59	106,310.27	570,925.61	1,075,920.08	2,804,531.80
2006	2,061,440.54	191,250.99	242,589.20	125,470.68	543,958.55	1,103,269.42	3,164,709.96
2007	2,366,383.99	200,568.05	217,990.90	183,883.25	554,379.52	1,156,821.72	3,523,205.71
2008	2,465,231.43	192,662.29	205,778.42	210,396.16	462,675.51	1,071,512.38	3,536,743.81
2009	2,628,157.98	185,335.13	131,544.57	288,471.67	421,162.19	1,026,513.56	3,654,671.54
2010	2,352,067.70	141,987.12	90,298.45	281,217.98	373,010.35	886,513.90	3,238,581.60
2011	2,391,388.90	115,262.72	76,879.42	277,040.14	308,180.10	777,362.38	3,168,751.28
2012	2,269,913.50	90,083.93	69,388.81	288,279.87	348,207.65	795,960.26	3,065,873.76
2013	2,161,529.37	123,533.78	116,209.25	304,633.89	374,762.07	919,138.99	3,080,668.36
2014	1,948,622.69	75,141.62	151,865.77	382,525.78	329,121.98	938,655.15	2,887,277.84
2015	1,773,327.01	127,775.86	238,437.64	353,103.23	295,995.29	1,015,312.02	2,788,639.03
2016	2,288,011.06	204,985.16	285,736.11	700,023.26	363,383.54	1,554,128.07	3,842,139.13
2017	2,984,473.22	324,461.65	252,012.69	745,255.18	364,095.79	1,685,825.31	4,670,298.53





**CHART 1  
PARMER CO CASH AND INVESTMENTS BY FUND  
2004-2017**



*[Faint, illegible text, possibly bleed-through from the reverse side of the page]*

THE UNIVERSITY OF CHICAGO  
LIBRARY



## APPENDIX 2

ACCOUNT #	ACCOUNT NAME	***** CURRENT DEBIT	***** CREDIT	***** HISTORY DEBIT	***** CREDIT	PERCENT INCREASE	CURRENT BUDGET
2017 010-103-000	CASH IN BANK	2984,473.22	.00	2288,011.06	.00	30.44	
2017 010-104-000	INVESTMENT-CD	.00	.00	.00	.00	.00	
2017 010-104-500	INVESTMENT-OTHER	.00	.00	.00	.00	.00	
2017 010-120-000	FINES & FEES RECEIVABLE	2642,740.72	.00	2642,740.72	.00	.00	
2017 010-120-100	ALLOW - FINES & FEES	2317,185.70-	.00	2317,185.70-	.00	.00	
2017 010-121-000	PROPERTY TAXES RECEIVABLE	1767,893.20	.00	1767,893.20	.00	.00	
2017 010-121-100	ALLOW - PROPERTY TAXES	88,117.75-	.00	88,117.75-	.00	.00	
2017 010-130-000	DUE FROM R & B ACCTS	.00	.00	.00	.00	.00	
2017 010-131-100	DUE FROM OTHER ACCTS	.00	.00	.00	.00	.00	
2017 010-132-200	DUE FROM REVENUE	.00	.00	.00	.00	.00	
2017 010-171-000	ESTIMATED REVENUES	.00	.00	.00	.00	.00	
2017 010-171-100	BUDGETED FUND BALANCE	.00	.00	.00	.00	.00	
	TOTAL ASSETS	4989,803.69	.00	4293,341.53	.00	16.22	
-----							
2017 010-201-000	VOUCHERS PAYABLE	.00	.00	.00	.00	.00	
2017 010-202-100	SALARIES PAYABLE	.00	.00	.00	.00	.00	
2017 010-203-000	DUE TO OTHERS	.00	213,815.47-	.00	213,815.47-	.00	
2017 010-204-000	DEFERRED FINES & FEES REVENU	.00	104,493.69-	.00	104,493.69-	.00	
2017 010-205-000	DEFERRED TAX REVENUES	.00	1672,050.57-	.00	1672,050.57-	.00	
2017 010-223-000	CO JDGE/ATTY SAL SUPP	.00	.00	.00	.00	.00	
2017 010-223-100	CIVIL LEGAL	.00	.00	.00	.00	.00	
2017 010-223-200	CO CLERK REC MGMT	.00	104,574.05-	.00	104,574.05-	.00	
2017 010-223-210	CO CLERK ARCHIVE FEE	.00	.00	.00	.00	.00	
2017 010-223-225	CO & DIST CLERK TECHNOLOGY F	.00	.00	.00	.00	.00	
2017 010-223-230	TIME PAYMENT FEES	.00	.00	.00	.00	.00	
2017 010-223-250	RESTRICTED-SCAAP GRANT	.00	6,505.00-	.00	6,505.00-	.00	
2017 010-223-275	SHERIFF'S OFFICE VAN	.00	.00	.00	.00	.00	
2017 010-223-300	EMPLOYEE PD INS	.00	.00	.00	.00	.00	
2017 010-223-400	MOTOR VEH WGT TAX	.00	.00	.00	.00	.00	
2017 010-223-500	DUE FROM CLEARING	.00	.00	.00	.00	.00	
2017 010-241-000	APPROPRIATIONS	.00	.00	.00	.00	.00	
2017 010-241-100	BUDGETED FUND BALANCE	.00	.00	.00	.00	.00	
2017 010-243-000	ENCUMBRANCES	.00	.00	.00	.00	.00	
2017 010-244-000	RESERVE FOR ENCUMBRANCES	.00	.00	.00	.00	.00	
2017 010-271-000	FUND BALANCE	.00	2191,902.75-	.00	1662,267.00-	31.86	
	TOTAL LIABILITY & FUND BALANCE	.00	4293,341.53-	.00	3763,705.78-	14.07	
-----							
2017 010-310-000	AD VALOREM TAXES	.00	3218,183.73-	.00	3067,674.19-	4.91	3095,895.00-
2017 010-330-100	INDIGENT DEFENSE GRANT	.00	8,147.25-	.00	8,435.00-	3.41-	8,500.00-
2017 010-330-101	REIMB HAVA GRANT	.00	.00	.00	.00	.00	
2017 010-340-200	FEES OF OFFICE-SHERIFF	.00	9,577.82-	.00	7,472.00-	28.18	6,500.00-
2017 010-340-400	FEES OF OFFICE-CO CLERK	.00	81,552.50-	.00	94,142.97-	13.37-	95,000.00-
2017 010-340-401	RECORDS MGMT FEE-CO CLERK	.00	11,714.00-	.00	15,448.00-	24.17-	15,000.00-
2017 010-340-402	TECHNOLOGY FUND-CO CLERK	.00	263.91-	.00	316.07-	16.50-	300.00-
2017 010-340-403	ARCHIVE FEE-CO CLERK	.00	11,344.00-	.00	14,904.00-	23.89-	15,000.00-

ACCOUNT #	ACCOUNT NAME	***** CURRENT *****		***** HISTORY *****		PERCENT INCREASE	CURRENT BUDGET
		DEBIT	CREDIT	DEBIT	CREDIT		
2017 010-340-500	FEES OF OFFICE- TAX A/C	.00	36,213.24-	.00	33,837.88-	7.02	35,000.00-
2017 010-340-700	FEES OF OFFICE-DIST CLERK	.00	35,594.15-	.00	38,022.66-	6.39-	41,500.00-
2017 010-340-701	RECORDS MGMT FEE-DISTCLERK	.00	625.00-	.00	580.00-	7.76	750.00-
2017 010-340-702	TECHNOLOGY FUND-DIST CLERK	.00	1,244.00-	.00	1,190.00-	4.54	1,500.00-
2017 010-340-703	ARCHIVE FEE-DISTRICT CLERK	.00	505.00-	.00	480.00-	5.21	600.00-
2017 010-340-800	FEES OF OFFICE-JP1	.00	52,357.32-	.00	59,765.60-	12.40-	52,500.00-
2017 010-340-801	FEES OF OFFICE-JP2	.00	45,718.73-	.00	40,335.50-	13.35	38,500.00-
2017 010-340-802	FEES OF OFFICE-JP3	.00	57,032.06-	.00	43,091.40-	32.35	42,000.00-
2017 010-342-000	STATE FEES REVENUE	.00	21,503.23-	.00	21,572.64-	.32-	20,000.00-
2017 010-342-100	***NOT IN USE***	.00	.00	.00	.00	.00	.00
2017 010-342-101	FEMA GRANT REVENUES	.00	.00	.00	.00	.00	.00
2017 010-342-300	SCAAP GRANT REIMBURSEMENT	.00	.00	.00	.00	.00	.00
2017 010-342-305	HOMELAND SECURITY GRANT	.00	.00	.00	.00	.00	.00
2017 010-342-310	***NOT IN USE***	.00	.00	.00	.00	.00	.00
2017 010-342-600	STATE FUNDS-CO JDG	.00	5,000.00-	.00	5,000.00-	.00	5,000.00-
2017 010-342-700	ADDTL STATE FUNDS-CO JDG	.00	20,200.00-	.00	20,200.00-	.00	20,200.00-
2017 010-342-800	STATE FUNDS-CO ATTY	.00	35,000.00-	.00	35,000.00-	.00	35,000.00-
2017 010-350-000	SALES PROCEEDS-CAPITAL ASSET	.00	.00	.00	.00	.00	.00
2017 010-350-100	INSURANCE PROCEEDS	.00	.00	.00	103,585.70-	.00	10,000.00-
2017 010-360-000	INTEREST-NOW ACCT	.00	7,173.57-	.00	6,198.70-	15.73	6,800.00-
2017 010-360-100	INTEREST-CD	.00	.00	.00	.00	.00	.00
2017 010-360-200	INTEREST-INVESTMENTS	.00	.00	.00	.00	.00	.00
2017 010-370-000	OTHER REVENUE	.00	54,473.13-	.00	147,452.57-	63.06-	50,000.00-
2017 010-370-100	WINDFARM PMTS IN LIEU OF TAX	.00	460,800.00-	.00	.00	.00	460,800.00-
2017 010-380-000	INMATE HOUSING	.00	4,470.00-	.00	82,752.00-	94.60-	115,000.00-
2017 010-390-000	TRANSFERS - IN	.00	.00	.00	150,000.00-	.00	.00
2017 010-399-990	ACTUAL REVENUE	.00	.00	.00	.00	.00	.00
TOTAL REVENUE		.00	4178,692.64-	.00	3997,456.88-	4.53	

2017 010-400-101	COUNTY JUDGE SALARY	51,097.44	.00	51,097.44	.00	.00	51,097.44
2017 010-400-102	STATE SUPPLEMENT (CO JDG)	25,200.00	.00	25,200.00	.00	.00	25,200.00
2017 010-400-105	STAFF SALARIES	30,037.20	.00	29,936.68	.00	.34	30,037.27
2017 010-400-106	STAFF SUPPLEMENTS	1,200.00	.00	1,200.00	.00	.00	1,200.00
2017 010-400-107	ADDITIONAL LABOR	.00	.00	.00	.00	.00	.00
2017 010-400-111	JUVENILE BOARD COMP (CO JDG)	900.00	.00	900.00	.00	.00	900.00
2017 010-400-112	LONGEVITY PAY	1,320.00	.00	1,260.00	.00	4.76	1,320.00
2017 010-400-113	AUTO ALLOWANCE	2,250.00	.00	2,250.00	.00	.00	2,250.00
2017 010-400-201	EMPLOYERS SS	8,333.80	.00	8,322.47	.00	.14	8,563.77
2017 010-400-202	EMPLOYERS INSURANCE	9,556.08	.00	9,505.88	.00	.53	9,556.08
2017 010-400-203	EMPLOYERS RETIREMENT	9,677.04	.00	10,479.66	.00	7.66-	9,677.04
2017 010-400-204	WORKERS COMP	277.44	.00	306.33	.00	9.43-	310.00
2017 010-400-207	UNEMPLOYMENT	15.96	.00	41.25	.00	61.31-	15.96
2017 010-400-390	MISC EXPENSES	.00	.00	14.91	.00	.00	221.60
2017 010-400-401	PHONES & INTERNET	1,076.08	.00	995.66	.00	8.08	1,200.00
2017 010-400-402	REFERENCE MATERIALS	114.00	.00	251.55	.00	54.68-	114.00
2017 010-400-403	DUES & SUBSCRIPTIONS	704.00	.00	904.00	.00	22.12-	704.00
2017 010-400-404	INTEREST & FINANCE CHGS	.00	.00	.00	.00	.00	.00
2017 010-400-405	SVC & MAINT CONTRACTS	2,052.00	.00	1,900.00	.00	8.00	2,055.00
2017 010-400-408	LEASES & RENTALS	.00	.00	.00	.00	.00	.00
2017 010-400-411	COURT APPT ATTY FEES-JUVENIL	937.50	.00	375.00	.00	150.00	1,000.00

ACCOUNT #	ACCOUNT NAME	***** CURRENT ***** DEBIT	***** CREDIT *****	***** HISTORY ***** DEBIT	***** CREDIT *****	PERCENT INCREASE	CURRENT BUDGET
2017 010-400-412	COURT APPT ATTY EXP-JUVENILE	.00	.00	.00	.00	.00	
2017 010-400-413	COURT APPT ATTY FEES	3,143.75	.00	4,200.00	.00	25.15-	4,000.00
2017 010-400-414	COURT APPT ATTY EXP	.00	.00	.00	.00	.00	500.00
2017 010-400-415	INTERPRETERS	255.00	.00	345.00	.00	26.09-	400.00
2017 010-400-418	SOFTWARE	24.95	.00	119.86	.00	79.18-	125.00
2017 010-400-419	COMPUTER & PERIPHERAL MAINT	236.26	.00	669.25	.00	64.70-	250.00
2017 010-400-423	INSURANCE-PUBLIC OFFICIAL LI	553.40	.00	585.40	.00	5.47-	595.00
2017 010-400-425	EDUCATION & TRAINING	3,439.00	.00	5,043.44	.00	31.81-	4,500.00
2017 010-400-426	TRAVEL EXPENSE	515.36	.00	612.46	.00	15.85-	700.00
2017 010-400-427	OFFICE SUPPLIES	887.33	.00	711.37	.00	24.74	1,275.00
2017 010-400-428	OFFICE EQUIPMENT	.00	.00	.00	.00	.00	250.00
2017 010-400-430	LEGAL NOTICES & PUBLICATIONS	44.10	.00	.00	.00	.00	250.00
2017 010-400-481	BONDS & NOTARY FEES	310.02	.00	141.00	.00	119.87	310.02
2017 010-400-485	PROFESSIONAL SERVICES-JUVENI	2,650.00	.00	1,600.00	.00	65.63	2,650.00
2017 010-400-486	PROFESSIONAL SERVICES	.00	.00	.00	.00	.00	500.00
	CO JUDGE EXP	156,807.71	.00	158,968.61	.00	1.36-	
2017 010-403-101	COUNTY CLERK SALARY	42,830.88	.00	41,583.36	.00	3.00	42,830.88
2017 010-403-104	STAFF SALARIES	59,145.60	.00	57,423.12	.00	3.00	59,145.60
2017 010-403-107	ADDITIONAL LABOR	.00	.00	.00	.00	.00	
2017 010-403-112	LONGEVITY PAY	1,755.00	.00	1,680.00	.00	4.46	1,755.00
2017 010-403-201	EMPLOYERS SS	7,300.29	.00	7,119.88	.00	2.53	7,862.81
2017 010-403-202	EMPLOYERS INSURANCE	28,668.24	.00	28,517.64	.00	.53	28,668.24
2017 010-403-203	EMPLOYERS RETIREMENT	8,962.32	.00	9,434.64	.00	5.01-	8,962.32
2017 010-403-204	WORKERS COMP	416.16	.00	459.52	.00	9.44-	465.00
2017 010-403-207	UNEMPLOYMENT	30.00	.00	75.68	.00	60.36-	30.00
2017 010-403-390	MISC EXPENSES	.00	.00	.00	.00	.00	906.21
2017 010-403-401	PHONES & INTERNET	1,951.20	.00	1,772.32	.00	10.09	1,951.20
2017 010-403-402	REFERENCE MATERIALS	80.50	.00	152.00	.00	47.04-	350.00
2017 010-403-403	DUES & SUBSCRIPTIONS	125.00	.00	125.00	.00	.00	125.00
2017 010-403-404	INTEREST & FINANCE CHGS	.00	.00	.00	.00	.00	
2017 010-403-405	SVC & MAINT CONTRACTS	7,210.00	.00	6,675.00	.00	8.01	7,225.00
2017 010-403-408	LEASES & RENTALS	18,000.00	.00	18,053.62	.00	.30-	18,330.00
2017 010-403-418	SOFTWARE	.00	.00	.00	.00	.00	
2017 010-403-419	COMPUTER & PERIPHERAL MAINT	101.25	.00	826.87	.00	87.76-	400.00
2017 010-403-420	REC MGMT FEE EXP-CO CLERK	2,500.00	.00	.00	.00	.00	2,500.00
2017 010-403-421	TECHNOLOGY FUND EXP-CO CLERK	.00	.00	.00	.00	.00	
2017 010-403-422	ARCHIVE FEE EXP-CO CLERK	2,331.00	.00	.00	.00	.00	
2017 010-403-423	INSURANCE-PUBLIC OFFICIAL LI	553.40	.00	585.40	.00	5.47-	595.00
2017 010-403-425	EDUCATION & TRAINING	887.53	.00	2,255.20	.00	60.65-	4,750.00
2017 010-403-426	TRAVEL EXPENSES	104.54	.00	.00	.00	.00	104.54
2017 010-403-427	OFFICE SUPPLIES	3,797.07	.00	9,014.25	.00	57.88-	7,500.00
2017 010-403-428	OFFICE EQUIPMENT	.00	.00	138.95	.00	.00	150.00
2017 010-403-430	LEGAL NOTICES & PUBLICATIONS	.00	.00	287.85	.00	.00	500.00
2017 010-403-481	BONDS & NOTARY FEES	170.00	.00	170.00	.00	.00	250.00
2017 010-403-486	PROFESSIONAL SERVICES	.00	.00	.00	.00	.00	
2017 010-403-487	ELECTION EXPENSES	12,497.65	.00	21,544.92	.00	41.99-	15,000.00
	CO CLERK EXP	199,417.63	.00	207,895.22	.00	4.08-	
2017 010-409-101	WASTE MGMT SALARIES	8,288.00	.00	7,840.00	.00	5.71	8,288.00
2017 010-409-201	EMPLOYERS SS	1,597.94	.00	1,563.64	.00	2.19	1,597.94
2017 010-409-202	EMPLOYERS INSURANCE	.00	.00	.00	.00	.00	
2017 010-409-203	EMPLOYERS RETIREMENT	1,088.76	.00	1,180.68	.00	7.79-	1,779.84
2017 010-409-204	WORKERS COMP	208.68	.00	294.64	.00	29.17-	940.00
2017 010-409-207	UNEMPLOYMENT	4.15	.00	10.20	.00	59.31-	10.30

ACCOUNT #	ACCOUNT NAME	***** CURRENT ***** DEBIT	***** CREDIT *****	***** HISTORY ***** DEBIT	***** CREDIT *****	PERCENT INCREASE	CURRENT BUDGET
2017 010-409-310	***NOT IN USE***	.00	.00	.00	.00	.00	
2017 010-409-315	TIME PAYMENT FEE EXP	.00	.00	.00	.00	.00	
2017 010-409-341	POSTAGE-SHARED	4,493.08	.00	3,717.11	.00	20.88	4,500.00
2017 010-409-390	MISC EXPENSES	562.39	.00	917.58	.00	38.71-	5,214.62
2017 010-409-391	***NOT IN USE***	.00	.00	.00	.00	.00	
2017 010-409-392	***NOT IN USE***	.00	.00	.00	.00	.00	
2017 010-409-394	LAW LIBRARY	12,492.61	.00	9,709.61	.00	28.66	15,000.00
2017 010-409-400	INSURANCE-GENERAL LIABILITY	.00	.00	.00	.00	.00	
2017 010-409-401	INSURANCE-PROPERTY	12,715.00	.00	9,061.20	.00	40.32	12,715.00
2017 010-409-402	INSURANCE-AUTO	.00	.00	.00	.00	.00	
2017 010-409-403	INSURANCE-PUBLIC OFFICIAL LI	.00	.00	.00	.00	.00	
2017 010-409-404	INTEREST & FINANCE CHGS	.00	.00	62.64	.00	.00	
2017 010-409-405	SVC & MAINT CONTRACTS	56,363.84	.00	52,042.51	.00	8.30	56,363.84
2017 010-409-406	***NOT IN USE***	.00	.00	.00	.00	.00	
2017 010-409-407	JANITORIAL SUPPLIES-COURTHOU	3,857.24	.00	4,833.72	.00	20.20-	7,000.00
2017 010-409-408	LEASES & RENTALS	8,066.61	.00	7,693.25	.00	4.85	8,066.61
2017 010-409-409	FEMA GRANT EXPENSES	.00	.00	.00	.00	.00	
2017 010-409-411	INDIGENT CARE	2,805.48	.00	4,211.96	.00	33.39-	5,500.00
2017 010-409-412	INDIGENT DEFENSE GRANT EXP	.00	.00	.00	.00	.00	
2017 010-409-413	***NOT IN USE***	.00	.00	.00	.00	.00	
2017 010-409-414	EMPLOYEE MEDICAL EXPENSES	1,080.00	.00	1,256.88	.00	14.07-	1,500.00
2017 010-409-415	AUTOPSY EXPENSES	4,400.00	.00	2,200.00	.00	100.00	7,500.00
2017 010-409-416	PENALTIES & FINES	.00	.00	750.00	.00	.00	
2017 010-409-417	LICENSES & FEES	127.94	.00	20.00	.00	539.70	250.00
2017 010-409-418	SOFTWARE	14,474.32	.00	730.40	.00	1881.70	14,500.00
2017 010-409-419	COMPUTER & PERIPHERAL MAINT	2,123.33	.00	2,413.12	.00	12.01-	7,500.00
2017 010-409-420	PHONES & INTERNET	1,443.20	.00	3,487.70	.00	58.62-	2,000.00
2017 010-409-427	OFFICE SUPPLIES-SHARED	1,346.25	.00	2,559.20	.00	47.40-	5,000.00
2017 010-409-428	OFFICE EQUIPMENT	429.72	.00	215.04	.00	99.83	2,500.00
2017 010-409-430	LEGAL NOTICE & PUBLICATIONS	445.20	.00	527.70	.00	15.63-	750.00
2017 010-409-440	WASTE MGMT-FRIONA	5,184.29	.00	4,715.66	.00	9.94	7,500.00
2017 010-409-441	WASTE MGMT-BOVINA	.00	.00	124.25	.00	.00	2,500.00
2017 010-409-442	WASTE MGMT-LAZBUDDIE	5,162.92	.00	4,123.03	.00	25.22	5,162.92
2017 010-409-443	UTILITIES-COURTHOUSE	18,932.28	.00	18,389.57	.00	2.95	22,500.00
2017 010-409-445	UTILITIES-MHMR	885.48	.00	738.55	.00	19.89	885.48
2017 010-409-450	RPR & MAINT-COURTHOUSE	12,257.19	.00	14,711.26	.00	16.68-	20,000.00
2017 010-409-451	RPR & MAINT-BOVINA PROPERTY	489.36	.00	.00	.00	.00	489.36
2017 010-409-452	***NOT IN USE***	.00	.00	.00	.00	.00	
2017 010-409-454	***NOT IN USE***	.00	.00	.00	.00	.00	
2017 010-409-463	***NOT IN USE***	.00	.00	.00	.00	.00	
2017 010-409-465	SUBSIDY PC PIONEER MUSEUM	17,600.00	.00	17,600.00	.00	.00	17,600.00
2017 010-409-466	SUBSIDY PANCOM	2,254.83	.00	2,848.89	.00	20.85-	2,255.00
2017 010-409-467	SUBSIDY MHMR	9,859.00	.00	9,859.00	.00	.00	10,300.00
2017 010-409-468	SUBSIDY VETERANS SVC OFFICER	2,500.00	.00	1,800.00	.00	38.89	2,500.00
2017 010-409-470	SUBSIDY 911	.00	.00	.00	.00	.00	
2017 010-409-471	SUBSIDY AMBULANCE	24,000.00	.00	24,000.00	.00	.00	24,000.00
2017 010-409-472	SUBSIDY FAMILY SUPPORT	1,000.00	.00	1,000.00	.00	.00	1,000.00
2017 010-409-473	SUBSIDY JUVENILE PROBATION	40,825.00	.00	40,825.00	.00	.00	40,825.00
2017 010-409-474	SUBSIDY PHCS	3,000.00	.00	3,000.00	.00	.00	3,000.00
2017 010-409-475	SUBSIDY PC CHILD WELFARE	1,000.00	.00	1,000.00	.00	.00	1,000.00
2017 010-409-476	SUBSIDY PC HISTORICAL COMM	750.00	.00	750.00	.00	.00	750.00
2017 010-409-477	SUBSIDY NRCS	.00	.00	2,400.00	.00	.00	
2017 010-409-478	SUBSIDY VFDS	100,000.00	.00	100,000.00	.00	.00	100,000.00
2017 010-409-479	SUBSIDY HP FOOD BANK	2,000.00	.00	1,200.00	.00	66.67	2,000.00
2017 010-409-480	DUES & SUBSCRIPTIONS	1,827.87	.00	2,879.05	.00	36.51-	3,250.00



ACCOUNT #	ACCOUNT NAME	***** CURRENT ***** DEBIT	***** CREDIT *****	***** HISTORY ***** DEBIT	***** CREDIT *****	PERCENT INCREASE	CURRENT BUDGET
2017 010-409-481	BONDS	.00	.00	.00	.00	.00	
2017 010-409-482	NOTARY FEES	.00	.00	.00	.00	.00	
2017 010-409-483	BANK FEES	450.00	.00	1,800.00	.00	75.00-	1,800.00
2017 010-409-484	APPRAISAL FEES	123,394.00	.00	112,748.96	.00	9.44	123,394.00
2017 010-409-485	***NOT IN USE***	.00	.00	.00	.00	.00	
2017 010-409-486	PROFESSIONAL SERVICES	27,430.00	.00	34,937.80	.00	21.49-	30,000.00
2017 010-409-487	***NOT IN USE***	.00	.00	.00	.00	.00	
2017 010-409-488	EMERGENCY MGMT COORDINATOR	12,000.00	.00	12,000.00	.00	.00	12,000.00
2017 010-409-489	EMERGENCY MGMT EXPENSES	612.95	.00	592.24	.00	3.50	1,500.00
2017 010-409-490	SAFETY COORDINATOR	600.00	.00	600.00	.00	.00	600.00
2017 010-409-491	SAFETY COORDINATOR EXPENSES	1,703.13	.00	.00	.00	.00	1,703.13
	NON DEPARTMENTAL EXP	554,132.04	.00	531,942.04	.00	4.17	
2017 010-435-107	ADDITIONAL LABOR	2,076.64	.00	3,979.40	.00	47.82-	2,076.64
2017 010-435-110	COURT REPORTER SALARY	23,700.00	.00	23,700.00	.00	.00	23,700.00
2017 010-435-111	JUVENILE BOARD COMP (DIST JD	540.00	.00	540.00	.00	.00	540.00
2017 010-435-201	EMPLOYERS SS	1,854.39	.00	1,854.39	.00	.00	1,854.39
2017 010-435-202	EMPLOYERS INSURANCE	9,556.08	.00	9,505.88	.00	.53	9,556.08
2017 010-435-203	EMPLOYERS RETIREMENT	2,094.34	.00	2,271.31	.00	7.79-	2,094.34
2017 010-435-204	WORKERS COMP	138.72	.00	153.16	.00	9.43-	155.00
2017 010-435-207	UNEMPLOYMENT	11.84	.00	30.80	.00	61.56-	11.85
2017 010-435-390	MISC EXPENSES	.00	.00	.00	.00	.00	500.00
2017 010-435-392	NINTH ADMN JUDICIAL ASSESSME	1,086.18	.00	.00	.00	.00	1,086.18
2017 010-435-400	PHONES & INTERNET CSCD	2,480.67	.00	2,410.13	.00	2.93	2,480.67
2017 010-435-401	PHONES & INTERNET DJ	450.52	.00	415.18	.00	8.51	500.00
2017 010-435-402	REFERENCE MATERIALS	1,312.00	.00	1,363.50	.00	3.78-	1,312.00
2017 010-435-403	DUES & SUBSCRIPTIONS	.00	.00	.00	.00	.00	
2017 010-435-404	INTEREST & FINANCE CHGS	.00	.00	.00	.00	.00	
2017 010-435-405	SVC & MAINT CONTRACTS	.00	.00	.00	.00	.00	
2017 010-435-408	LEASES & RENTALS	.00	.00	.00	.00	.00	
2017 010-435-413	COURT APPT ATTY FEES	45,496.50	.00	32,749.55	.00	38.92	45,496.50
2017 010-435-414	COURT APPT ATTY EXPENSES	1,719.48	.00	91.00	.00	1789.54	2,500.00
2017 010-435-415	INTERPRETERS	225.00	.00	1,305.00	.00	82.76-	225.00
2017 010-435-418	SOFTWARE	54.00	.00	.00	.00	.00	54.00
2017 010-435-419	COMPUTER & PERIPHERAL MAINT	253.13	.00	70.72	.00	257.93	253.13
2017 010-435-422	INSURANCE-AUTO	.00	.00	.00	.00	.00	
2017 010-435-425	EDUCATION & TRAINING	598.45	.00	.00	.00	.00	1,000.00
2017 010-435-426	TRAVEL EXPENSES	902.70	.00	.00	.00	.00	902.70
2017 010-435-427	OFFICE SUPPLIES	512.33	.00	141.96	.00	260.90	512.33
2017 010-435-428	OFFICE EQUIPMENT	.00	.00	388.95	.00	.00	27.53
2017 010-435-430	LEGAL NOTICES & PUBLICATIONS	16.80	.00	.00	.00	.00	100.00
2017 010-435-481	BONDS & NOTARY FEES	.00	.00	.00	.00	.00	
2017 010-435-486	PROFESSIONAL SERVICES	.00	.00	750.00	.00	.00	
	DISTRICT COURT EXP	95,079.77	.00	81,720.93	.00	16.35	
2017 010-450-101	DISTRICT CLERK SALARY	42,830.88	.00	41,583.36	.00	3.00	42,830.88
2017 010-450-104	STAFF SALARIES	59,145.60	.00	58,409.75	.00	1.26	59,145.81
2017 010-450-107	ADDITIONAL LABOR	.00	.00	.00	.00	.00	
2017 010-450-112	LONGEVITY PAY	1,740.00	.00	2,320.00	.00	25.00-	2,400.00
2017 010-450-201	EMPLOYERS SS	7,819.08	.00	7,759.62	.00	.77	7,984.82
2017 010-450-202	EMPLOYERS INSURANCE	28,668.24	.00	29,303.18	.00	2.17-	28,668.24
2017 010-450-203	EMPLOYERS RETIREMENT	8,961.00	.00	9,586.90	.00	6.53-	9,018.14
2017 010-450-204	WORKERS COMP	416.16	.00	459.52	.00	9.44-	465.00
2017 010-450-207	UNEMPLOYMENT	29.96	.00	77.70	.00	61.44-	30.29
2017 010-450-390	MISC EXPENSES	.00	.00	.00	.00	.00	

ACCOUNT #	ACCOUNT NAME	***** CURRENT DEBIT	***** CREDIT	***** HISTORY DEBIT	***** CREDIT	PERCENT INCREASE	CURRENT BUDGET
2017 010-450-401	PHONES & INTERNET	1,730.01	.00	1,899.00	.00	8.90-	1,850.00
2017 010-450-402	REFERENCE MATERIALS	414.00	.00	.00	.00	.00	414.00
2017 010-450-403	DUES & SUBSCRIPTIONS	225.00	.00	175.00	.00	28.57	225.00
2017 010-450-404	INTEREST & FINANCE CHGS	.00	.00	.00	.00	.00	.00
2017 010-450-405	SVC & MAINT CONTRACTS	13,367.00	.00	12,587.00	.00	6.20	13,500.00
2017 010-450-408	LEASES & RENTALS	.00	.00	.00	.00	.00	.00
2017 010-450-418	SOFTWARE	161.99	.00	.00	.00	.00	161.99
2017 010-450-419	COMPUTER & PERIPHERAL MAINT	538.50	.00	789.26	.00	31.77-	1,500.00
2017 010-450-420	REC MGMT FEE EXP-DIST CLERK	.00	.00	.00	.00	.00	.00
2017 010-450-421	TECHNOLOGY FUND EXP-DIST CLE	.00	.00	.00	.00	.00	.00
2017 010-450-423	INSURANCE-PUBLIC OFFICIAL LI	553.40	.00	585.40	.00	5.47-	595.00
2017 010-450-425	EDUCATION & TRAINING	3,226.23	.00	2,783.89	.00	15.89	4,064.91
2017 010-450-426	TRAVEL EXPENSES	.00	.00	.00	.00	.00	.00
2017 010-450-427	OFFICE SUPPLIES	3,622.76	.00	2,667.41	.00	35.82	3,622.76
2017 010-450-428	OFFICE EQUIPMENT	605.36	.00	.00	.00	.00	605.36
2017 010-450-430	LEGAL NOTICES & PUBLICATIONS	.00	.00	.00	.00	.00	.00
2017 010-450-481	BONDS & NOTARY FEES	50.00	.00	150.00	.00	66.67-	250.00
2017 010-450-486	PROFESSIONAL SERVICES	.00	.00	.00	.00	.00	.00
	DISTRICT CLERK EXP	174,105.17	.00	171,136.99	.00	1.73	
2017 010-455-101	JP1 SALARY	26,625.00	.00	25,849.56	.00	3.00	26,625.05
2017 010-455-112	LONGEVITY PAY	600.00	.00	600.00	.00	.00	600.00
2017 010-455-201	EMPLOYERS SS	2,082.72	.00	2,023.32	.00	2.94	2,082.72
2017 010-455-202	EMPLOYERS INSURANCE	.00	.00	.00	.00	.00	.00
2017 010-455-203	EMPLOYERS RETIREMENT	2,352.12	.00	2,478.24	.00	5.09-	2,352.24
2017 010-455-204	WORKERS COMP	138.72	.00	153.16	.00	9.43-	155.00
2017 010-455-208	***NOT IN USE***	.00	.00	.00	.00	.00	.00
2017 010-455-209	***NOT IN USE***	.00	.00	.00	.00	.00	.00
2017 010-455-341	POSTAGE	249.15	.00	361.24	.00	31.03-	250.00
2017 010-455-390	MISC EXPENSES	.00	.00	.00	.00	.00	12.36
2017 010-455-401	PHONES & INTERNET	1,171.50	.00	1,101.30	.00	6.37	1,250.00
2017 010-455-402	REFERENCE MATERIALS	.00	.00	.00	.00	.00	250.00
2017 010-455-403	DUES & SUBSCRIPTIONS	135.00	.00	60.00	.00	125.00	135.00
2017 010-455-404	INTEREST & FINANCE CHGS	.00	.00	.00	.00	.00	.00
2017 010-455-405	SVC & MAINT CONTRACTS	5,583.34	.00	4,933.30	.00	13.18	5,585.00
2017 010-455-406	***NOT IN USE***	.00	.00	.00	.00	.00	.00
2017 010-455-408	LEASES & RENTALS	2,484.00	.00	2,400.00	.00	3.50	2,484.00
2017 010-455-413	COURT APPT ATTY FEES	.00	.00	.00	.00	.00	.00
2017 010-455-414	COURT APPT ATTY EXPENSES	.00	.00	.00	.00	.00	.00
2017 010-455-415	INTERPRETERS	.00	.00	.00	.00	.00	.00
2017 010-455-418	SOFTWARE	.00	.00	.00	.00	.00	.00
2017 010-455-419	COMPUTER & PERIPHERAL MAINT	303.75	.00	168.75	.00	80.00	303.75
2017 010-455-423	INSURANCE-PUBLIC OFFICIAL LI	553.40	.00	585.40	.00	5.47-	595.00
2017 010-455-425	EDUCATION & TRAINING	1,052.79	.00	1,324.89	.00	20.54-	1,500.00
2017 010-455-426	TRAVEL EXPENSES	1,419.89	.00	1,578.96	.00	10.07-	1,419.89
2017 010-455-427	OFFICE SUPPLIES	188.25	.00	357.56	.00	47.35-	500.00
2017 010-455-428	OFFICE EQUIPMENT	21.44	.00	.00	.00	.00	150.00
2017 010-455-430	LEGAL NOTICE & PUBLICATIONS	.00	.00	.00	.00	.00	.00
2017 010-455-443	UTILITIES	1,800.00	.00	1,800.00	.00	.00	1,800.00
2017 010-455-481	BONDS & NOTARY FEES	.00	.00	.00	.00	.00	180.00
2017 010-455-486	PROFESSIONAL SERVICES	.00	.00	.00	.00	.00	.00
	JP1 EXP	46,761.07	.00	45,775.68	.00	2.15	
2017 010-460-101	JP2 SALARY	26,625.00	.00	25,849.56	.00	3.00	26,625.05
2017 010-460-112	LONGEVITY PAY	660.00	.00	660.00	.00	.00	660.00

ACCOUNT #	ACCOUNT NAME	***** CURRENT *****		***** HISTORY *****		PERCENT	CURRENT
		DEBIT	CREDIT	DEBIT	CREDIT	INCREASE	BUDGET
2017 010-460-201	EMPLOYERS SS	2,087.28	.00	2,028.00	.00	2.92	2,087.31
2017 010-460-202	EMPLOYERS INSURANCE	9,556.08	.00	9,505.88	.00	.53	9,556.08
2017 010-460-203	EMPLOYERS RETIREMENT	2,357.40	.00	2,483.88	.00	5.09-	2,357.43
2017 010-460-204	WORKERS COMP	138.72	.00	153.16	.00	9.43-	155.00
2017 010-460-208	***NOT IN USE***	.00	.00	.00	.00	.00	
2017 010-460-209	***NOT IN USE***	.00	.00	.00	.00	.00	
2017 010-460-341	POSTAGE	350.77	.00	227.31	.00	.00	
2017 010-460-390	MISC EXPENSES	30.00	.00	30.00	.00	54.31	350.77
2017 010-460-401	PHONES & INTERNET	1,221.20	.00	1,153.47	.00	.00	30.00
2017 010-460-402	REFERENCE MATERIALS	.00	.00	.00	.00	5.87	1,221.20
2017 010-460-403	DUES & SUBSCRIPTIONS	60.00	.00	60.00	.00	.00	250.00
2017 010-460-404	INTEREST & FINANCE CHGS	.00	.00	.00	.00	.00	75.00
2017 010-460-405	SVC & MAINT CONTRACTS	4,983.33	.00	4,333.30	.00	.00	
2017 010-460-406	***NOT IN USE***	.00	.00	.00	.00	15.00	5,976.30
2017 010-460-408	LEASES & RENTALS	2,129.00	.00	6,000.00	.00	.00	
2017 010-460-413	COURT APPT ATTY FEES	.00	.00	.00	.00	64.52-	6,000.00
2017 010-460-414	COURT APPT ATTY EXPENSES	.00	.00	.00	.00	.00	
2017 010-460-415	INTERPRETERS	.00	.00	.00	.00	.00	
2017 010-460-418	SOFTWARE	.00	.00	.00	.00	.00	
2017 010-460-419	COMPUTER & PERIPHERAL MAINT	168.75	.00	202.50	.00	.00	
2017 010-460-423	INSURANCE-PUBLIC OFFICIAL LI	553.40	.00	585.40	.00	16.67-	200.00
2017 010-460-425	EDUCATION & TRAINING	697.74	.00	150.00	.00	5.47-	595.00
2017 010-460-426	TRAVEL EXPENSES	997.59	.00	1,200.96	.00	365.16	800.00
2017 010-460-427	OFFICE SUPPLIES	167.46	.00	364.86	.00	16.93-	1,200.00
2017 010-460-428	OFFICE EQUIPMENT	.00	.00	108.24	.00	54.10-	500.00
2017 010-460-430	LEGAL NOTICE & PUBLICATIONS	.00	.00	.00	.00	.00	150.00
2017 010-460-443	UTILITIES	4,051.41	.00	3,889.08	.00	.00	
2017 010-460-481	BONDS & NOTARY FEES	50.00	.00	.00	.00	4.17	4,051.41
2017 010-460-486	PROFESSIONAL SERVICES	.00	.00	.00	.00	.00	180.00
	JP2 EXP	56,885.13	.00	58,985.60	.00	.00	
						3.56-	
2017 010-465-101	JP3 SALARY	26,625.00	.00	25,849.56	.00	3.00	26,625.05
2017 010-465-112	LONGEVITY PAY	960.00	.00	960.00	.00	.00	960.00
2017 010-465-201	EMPLOYERS SS	2,065.08	.00	2,005.80	.00	2.96	2,110.26
2017 010-465-202	EMPLOYERS INSURANCE	9,556.08	.00	9,505.88	.00	.53	9,556.08
2017 010-465-203	EMPLOYERS RETIREMENT	2,383.44	.00	2,512.08	.00	5.12-	2,383.44
2017 010-465-204	WORKERS COMP	138.72	.00	153.16	.00	9.43-	155.00
2017 010-465-208	***NOT IN USE***	.00	.00	.00	.00	.00	
2017 010-465-209	***NOT IN USE***	.00	.00	.00	.00	.00	
2017 010-465-341	POSTAGE	.00	.00	.00	.00	.00	
2017 010-465-390	MISC EXPENSES	.00	.00	18.80	.00	.00	
2017 010-465-401	PHONES & INTERNET	947.74	.00	.00	.00	.00	420.49
2017 010-465-402	REFERENCE MATERIALS	.00	.00	1,080.99	.00	12.33-	1,000.00
2017 010-465-403	DUES & SUBSCRIPTIONS	171.00	.00	.00	.00	.00	250.00
2017 010-465-404	INTEREST & FINANCE CHGS	.00	.00	171.00	.00	.00	175.00
2017 010-465-405	SVC & MAINT CONTRACTS	4,983.33	.00	.00	.00	.00	
2017 010-465-406	***NOT IN USE***	.00	.00	4,333.40	.00	15.00	4,985.00
2017 010-465-408	LEASES & RENTALS	.00	.00	.00	.00	.00	
2017 010-465-413	COURT APPT ATTY FEES	.00	.00	.00	.00	.00	
2017 010-465-414	COURT APPT ATTY EXPENSES	.00	.00	.00	.00	.00	
2017 010-465-415	INTERPRETERS	15.00	.00	.00	.00	.00	15.00
2017 010-465-418	SOFTWARE	54.00	.00	.00	.00	.00	
2017 010-465-419	COMPUTER & PERIPHERAL MAINT	101.26	.00	.00	.00	.00	54.00
2017 010-465-423	INSURANCE-PUBLIC OFFICIAL LI	553.40	.00	151.88	.00	33.33-	200.00
2017 010-465-425	EDUCATION & TRAINING	592.70	.00	585.40	.00	5.47-	595.00
				207.18	.00	186.08	1,500.00

ACCOUNT #	ACCOUNT NAME	***** CURRENT DEBIT	***** CREDIT	***** HISTORY DEBIT	***** CREDIT	PERCENT INCREASE	CURRENT BUDGET
2017 010-465-426	TRAVEL EXPENSES	27.50	.00	151.20	.00	81.81-	350.00
2017 010-465-427	OFFICE SUPPLIES	245.53	.00	308.67	.00	20.46-	500.00
2017 010-465-428	OFFICE EQUIPMENT	.00	.00	.00	.00	.00	150.00
2017 010-465-430	LEGAL NOTICE & PUBLICATIONS	.00	.00	.00	.00	.00	
2017 010-465-443	UTILITIES	.00	.00	.00	.00	.00	
2017 010-465-481	BONDS & NOTARY FEES	.00	.00	.00	.00	.00	180.00
2017 010-465-486	PROFESSIONAL SERVICES	.00	.00	.00	.00	.00	
	JP3 EXP	49,419.78	.00	47,995.00	.00	2.97	
2017 010-475-101	COUNTY ATTORNEY SALARY	36,697.32	.00	35,628.48	.00	3.00	36,697.33
2017 010-475-102	STATE SUPPLEMENT (CO ATTY)	34,999.92	.00	34,999.92	.00	.00	34,999.92
2017 010-475-104	***NOT IN USE***	.00	.00	.00	.00	.00	
2017 010-475-105	STAFF SALARIES	20,715.36	.00	20,112.00	.00	3.00	20,715.36
2017 010-475-106	***NOT IN USE***	.00	.00	.00	.00	.00	
2017 010-475-107	ADDITIONAL LABOR	.00	.00	.00	.00	.00	500.00
2017 010-475-112	LONGEVITY PAY	660.00	.00	660.00	.00	.00	660.00
2017 010-475-201	EMPLOYERS SS	6,608.02	.00	6,606.12	.00	.03	7,120.06
2017 010-475-202	EMPLOYERS INSURANCE	19,112.16	.00	19,011.76	.00	.53	19,112.16
2017 010-475-203	EMPLOYERS RETIREMENT	8,041.32	.00	8,564.28	.00	6.11-	8,041.47
2017 010-475-204	WORKERS COMP	115.32	.00	116.44	.00	.96-	115.32
2017 010-475-207	UNEMPLOYMENT	10.36	.00	26.16	.00	60.40-	10.36
2017 010-475-341	POSTAGE	298.71	.00	296.42	.00	.77	350.00
2017 010-475-390	MISC EXPENSES	.00	.00	.00	.00	.00	1,035.51
2017 010-475-401	PHONES & INTERNET	64.00	.00	98.94	.00	35.31-	64.00
2017 010-475-402	REFERENCE MATERIALS	.00	.00	.00	.00	.00	
2017 010-475-403	DUES & SUBSCRIPTIONS	.00	.00	.00	.00	.00	
2017 010-475-404	INTEREST & FINANCE CHGS	.00	.00	.00	.00	.00	
2017 010-475-405	SVC & MAINT CONTRACTS	6,602.50	.00	6,112.50	.00	8.02	6,650.00
2017 010-475-408	LEASES & RENTALS	.00	.00	.00	.00	.00	
2017 010-475-415	INTERPRETERS	.00	.00	.00	.00	.00	
2017 010-475-418	SOFTWARE	.00	.00	.00	.00	.00	
2017 010-475-419	COMPUTER & PERIPHERAL MAINT	.00	.00	.00	.00	.00	150.00
2017 010-475-423	INSURANCE-PUBLIC OFFICIAL LI	553.40	.00	585.40	.00	5.47-	595.00
2017 010-475-425	EDUCATION & TRAINING	.00	.00	.00	.00	.00	1,500.00
2017 010-475-426	TRAVEL EXPENSES	.00	.00	.00	.00	.00	
2017 010-475-427	OFFICE SUPPLIES	1,744.53	.00	2,051.21	.00	14.95-	1,744.53
2017 010-475-428	OFFICE EQUIPMENT	.00	.00	.00	.00	.00	
2017 010-475-430	LEGAL NOTICES & PUBLICATIONS	.00	.00	.00	.00	.00	
2017 010-475-481	BONDS & NOTARY FEES	.00	.00	.00	.00	.00	
2017 010-475-486	PROFESSIONAL SERVICES	.00	.00	.00	.00	.00	750.00
	COUNTY ATTY EXP	136,222.92	.00	134,869.63	.00	1.00	
2017 010-476-103	DISTRICT ATTORNEY EXPENSE	70,916.28	.00	62,710.17	.00	13.09	70,916.28
2017 010-476-105	STAFF SALARIES	.00	.00	.00	.00	.00	
2017 010-476-107	ADDITIONAL LABOR	.00	.00	132.00	.00	.00	
2017 010-476-112	LONGEVITY PAY	.00	.00	.00	.00	.00	
2017 010-476-201	EMPLOYERS SS	.00	.00	.00	.00	.00	
2017 010-476-202	EMPLOYERS INSURANCE	.00	.00	.00	.00	.00	
2017 010-476-203	EMPLOYERS RETIREMENT	.00	.00	.00	.00	.00	
2017 010-476-204	WORKERS COMP	.00	.00	.00	.00	.00	
2017 010-476-207	UNEMPLOYMENT	.00	.00	.00	.00	.00	
2017 010-476-341	POSTAGE	.00	.00	.00	.00	.00	
2017 010-476-390	MISC EXPENSES	.00	.00	10.50	.00	.00	
2017 010-476-401	PHONES & INTERNET	.00	.00	.00	.00	.00	
2017 010-476-402	REFERENCE MATERIALS	.00	.00	.00	.00	.00	

ACCOUNT #	ACCOUNT NAME	***** CURRENT ***** DEBIT	***** CREDIT	***** HISTORY ***** DEBIT	***** CREDIT	PERCENT INCREASE	CURRENT BUDGET
2017 010-476-403	DUES & SUBSCRIPTIONS	.00	.00	.00	.00	.00	
2017 010-476-404	INTEREST & FINANCE CHGS	.00	.00	.00	.00	.00	
2017 010-476-405	SVC & MAINT CONTRACTS	6,602.50	.00	6,112.50	.00	8.02	6,650.00
2017 010-476-408	LEASES & RENTALS	.00	.00	.00	.00	.00	
2017 010-476-410	SEXUAL ASSAULT RELATED EXPEN	1,464.00	.00	1,853.00	.00	20.99-	2,000.00
2017 010-476-415	INTERPRETERS	.00	.00	.00	.00	.00	
2017 010-476-418	SOFTWARE	.00	.00	.00	.00	.00	
2017 010-476-419	COMPUTER & PERIPHERAL MAINT	.00	.00	107.25	.00	.00	
2017 010-476-420	INSURANCE-GENERAL LIABILITY	32.44	.00	37.80	.00	14.18-	333.72
2017 010-476-422	INSURANCE-AUTO	77.00	.00	77.00	.00	.00	40.00
2017 010-476-425	EDUCATION & TRAINING	.00	.00	.00	.00	.00	80.00
2017 010-476-426	TRAVEL EXPENSE	.00	.00	.00	.00	.00	
2017 010-476-427	OFFICE SUPPLIES	.00	.00	.00	.00	.00	
2017 010-476-428	OFFICE EQUIPMENT	.00	.00	.00	.00	.00	
2017 010-476-430	LEGAL NOTICES & PUBLICATIONS	.00	.00	.00	.00	.00	500.00
2017 010-476-481	BONDS & NOTARY FEES	.00	.00	.00	.00	.00	
2017 010-476-486	PROFESSIONAL SERVICES	243.00	.00	3,593.80	.00	93.24-	2,500.00
	DISTRICT ATTY EXP	79,335.22	.00	74,634.02	.00	6.30	
2017 010-495-102	AUDITOR SALARY	52,984.28	.00	52,984.29	.00	.00	52,984.28
2017 010-495-104	STAFF SALARIES	.00	.00	.00	.00	.00	
2017 010-495-107	ADDITIONAL LABOR	.00	.00	.00	.00	.00	
2017 010-495-112	LONGEVITY	300.00	.00	300.00	.00	.00	300.00
2017 010-495-201	EMPLOYERS SS	4,076.25	.00	4,076.25	.00	.00	4,076.25
2017 010-495-202	EMPLOYERS INSURANCE	9,556.08	.00	9,505.88	.00	.53	9,556.08
2017 010-495-203	EMPLOYERS RETIREMENT	4,603.76	.00	4,992.63	.00	7.79-	4,603.76
2017 010-495-204	WORKERS COMP	138.72	.00	153.16	.00	9.43-	155.00
2017 010-495-207	UNEMPLOYMENT	26.64	.00	69.27	.00	61.54-	26.64
2017 010-495-390	MISC EXPENSES	.00	.00	.00	.00	.00	
2017 010-495-401	PHONES & INTERNET	461.75	.00	515.95	.00	10.50-	550.00
2017 010-495-402	REFERENCE MATERIALS	98.27	.00	.00	.00	.00	98.27
2017 010-495-403	DUES & SUBSCRIPTIONS	235.00	.00	235.00	.00	.00	235.00
2017 010-495-404	INTEREST & FINANCE CHGS	.00	.00	.00	.00	.00	
2017 010-495-405	SVC & MAINT CONTRACTS	4,104.00	.00	3,800.00	.00	8.00	4,110.00
2017 010-495-408	LEASES & RENTALS	.00	.00	.00	.00	.00	
2017 010-495-418	SOFTWARE	298.81	.00	105.99	.00	181.92	298.81
2017 010-495-419	COMPUTER & PERIPHERAL MAINT	108.71	.00	67.50	.00	61.05	250.00
2017 010-495-423	INSURANCE-PUBLIC OFFICIAL LI	553.40	.00	585.40	.00	5.47-	595.00
2017 010-495-425	EDUCATION & TRAINING	1,700.91	.00	1,503.45	.00	13.13	2,276.69
2017 010-495-426	TRAVEL EXPENSE	.00	.00	.00	.00	.00	
2017 010-495-427	OFFICE SUPPLIES	168.21	.00	181.79	.00	7.47-	250.00
2017 010-495-428	OFFICE EQUIPMENT	.00	.00	115.00	.00	.00	100.00
2017 010-495-430	LEGAL NOTICES & PUBLICATIONS	.00	.00	.00	.00	.00	
2017 010-495-481	BONDS & NOTARY FEES	92.50	.00	.00	.00	.00	92.50
2017 010-495-486	PROFESSIONAL SERVICES	.00	.00	.00	.00	.00	
	CO AUDITOR EXP	79,507.29	.00	79,191.56	.00	.40	
2017 010-497-101	TREASURER SALARY	43,315.17	.00	42,067.64	.00	2.97	43,315.17
2017 010-497-104	STAFF SALARIES	30,037.20	.00	29,162.40	.00	3.00	30,037.27
2017 010-497-107	ADDITIONAL LABOR	.00	.00	.00	.00	.00	
2017 010-497-110	SALARY SUPPLEMENT (TREASURER	2,400.00	.00	2,400.00	.00	.00	2,400.00
2017 010-497-112	LONGEVITY PAY	1,560.00	.00	1,515.00	.00	2.97	1,560.00
2017 010-497-201	EMPLOYERS SS	5,893.89	.00	5,712.11	.00	3.18	5,893.89
2017 010-497-202	EMPLOYERS INSURANCE	19,112.16	.00	19,011.76	.00	.53	19,112.16
2017 010-497-203	EMPLOYERS RETIREMENT	6,679.65	.00	7,041.14	.00	5.13-	6,679.65

ACCOUNT #	ACCOUNT NAME	***** CURRENT DEBIT	***** CREDIT	***** HISTORY DEBIT	***** CREDIT	PERCENT INCREASE	CURRENT BUDGET
2017 010-497-204	WORKERS COMP	277.44	.00	306.36	.00	9.44-	310.00
2017 010-497-207	UNEMPLOYMENT	15.36	.00	38.76	.00	60.37-	15.36
2017 010-497-390	MISC EXPENSES	.00	.00	.00	.00	.00	561.36
2017 010-497-401	PHONES & INTERNET	901.57	.00	964.77	.00	6.55-	950.00
2017 010-497-402	REFERENCE MATERIALS	.00	.00	.00	.00	.00	100.00
2017 010-497-403	DUES & SUBSCRIPTIONS	250.00	.00	150.00	.00	66.67	250.00
2017 010-497-404	INTEREST & FINANCE CHGS	.00	.00	.00	.00	.00	
2017 010-497-405	SVC & MAINT CONTRACTS	4,104.00	.00	3,800.00	.00	8.00	4,110.00
2017 010-497-408	LEASES & RENTALS	.00	.00	.00	.00	.00	
2017 010-497-418	SOFTWARE	.00	.00	.00	.00	.00	
2017 010-497-419	COMPUTER & PERIPHERAL MAINT	50.63	.00	198.96	.00	74.55-	250.00
2017 010-497-423	INSURANCE-PUBLIC OFFICIAL LI	553.40	.00	585.40	.00	5.47-	595.00
2017 010-497-425	EDUCATION & TRAINING	4,538.04	.00	5,583.30	.00	18.72-	5,000.00
2017 010-497-426	TRAVEL EXPENSES	.00	.00	.00	.00	.00	250.00
2017 010-497-427	OFFICE SUPPLIES	1,009.64	.00	2,975.34	.00	66.07-	1,009.64
2017 010-497-428	OFFICE EQUIPMENT	.00	.00	.00	.00	.00	250.00
2017 010-497-430	LEGAL NOTICES & PUBLICATIONS	1,465.80	.00	1,386.00	.00	5.76	1,465.80
2017 010-497-481	BONDS & NOTARY FEES	.00	.00	185.00	.00	.00	100.00
2017 010-497-486	PROFESSIONAL SERVICES	.00	.00	.00	.00	.00	
	CO TREASURER EXP	122,163.95	.00	123,083.94	.00	.75-	
2017 010-499-101	TAX A/C SALARY	42,830.88	.00	41,583.36	.00	3.00	42,830.88
2017 010-499-104	STAFF SALARIES	59,342.67	.00	58,432.52	.00	1.56	59,342.67
2017 010-499-107	ADDITIONAL LABOR	.00	.00	.00	.00	.00	
2017 010-499-112	LONGEVITY PAY	2,275.00	.00	2,430.00	.00	6.38-	2,485.00
2017 010-499-201	EMPLOYERS SS	7,866.86	.00	7,703.12	.00	2.13	7,991.32
2017 010-499-202	EMPLOYERS INSURANCE	27,882.70	.00	28,517.64	.00	2.23-	28,562.28
2017 010-499-203	EMPLOYERS RETIREMENT	9,024.30	.00	9,599.17	.00	5.99-	9,025.49
2017 010-499-204	WORKERS COMP	416.16	.00	459.52	.00	9.44-	465.00
2017 010-499-207	UNEMPLOYMENT	30.40	.00	78.03	.00	61.04-	30.40
2017 010-499-390	MISC EXPENSES	.00	.00	.00	.00	.00	
2017 010-499-401	PHONES & INTERNET	2,328.18	.00	2,095.36	.00	11.11	2,328.18
2017 010-499-402	REFERENCE MATERIALS	.00	.00	.00	.00	.00	100.00
2017 010-499-403	DUES & SUBSCRIPTIONS	189.00	.00	164.00	.00	15.24	189.00
2017 010-499-404	INTEREST & FINANCE CHGS	.00	.00	.00	.00	.00	
2017 010-499-405	SVC & MAINT CONTRACTS	.00	.00	331.00	.00	.00	335.00
2017 010-499-408	LEASES & RENTALS	.00	.00	.00	.00	.00	
2017 010-499-410	TAG SALES COMMISSIONS	72.00	.00	1,586.00	.00	95.46-	772.23
2017 010-499-418	SOFTWARE	.00	.00	.00	.00	.00	
2017 010-499-419	COMPUTER & PERIPHERAL MAINT	377.99	.00	33.75	.00	1019.97	377.99
2017 010-499-423	INSURANCE-PUBLIC OFFICIAL LI	553.40	.00	585.40	.00	5.47-	595.00
2017 010-499-425	EDUCATION & TRAINING	1,485.81	.00	1,604.75	.00	7.41-	2,500.00
2017 010-499-426	TRAVEL EXPENSES	1,333.69	.00	1,581.73	.00	15.68-	1,600.00
2017 010-499-427	OFFICE SUPPLIES	1,396.23	.00	1,111.40	.00	25.63	1,396.23
2017 010-499-428	OFFICE EQUIPMENT	557.99	.00	.00	.00	.00	557.99
2017 010-499-430	LEGAL NOTICES & PUBLICATIONS	81.00	.00	.00	.00	.00	81.00
2017 010-499-481	BONDS & NOTARY FEES	3,509.89	.00	341.00	.00	929.29	3,509.89
2017 010-499-486	PROFESSIONAL SERVICES	.00	.00	.00	.00	.00	
2017 010-499-488	VOTER REGISTRATION EXPENSES	1,990.61	.00	2,004.71	.00	.70-	1,990.61
	TAX A/C EXP	163,544.76	.00	160,242.46	.00	2.06	
2017 010-560-101	SHERIFF SALARY	55,380.36	.00	53,767.32	.00	3.00	55,380.36
2017 010-560-102	JAIL SARGENT SALARIES	73,631.04	.00	71,486.40	.00	3.00	73,631.04
2017 010-560-103	JAILERS SALARIES	300,651.13	.00	283,416.53	.00	6.08	307,760.13
2017 010-560-104	DEPUTIES SALARIES	106,254.27	.00	110,704.14	.00	4.02-	120,998.70

ACCOUNT #	ACCOUNT NAME	***** CURRENT ***** DEBIT	***** CREDIT *****	***** HISTORY ***** DEBIT	***** CREDIT *****	PERCENT INCREASE	CURRENT BUDGET
2017 010-560-105	ADMN ASST SALARY	36,821.28	.00	35,748.72	.00	3.00	36,821.28
2017 010-560-106	CHIEF DEPUTY SALARY	42,180.60	.00	44,675.04	.00	5.58-	46,015.29
2017 010-560-107	DIETARY AIDE SALARY	29,620.85	.00	29,048.40	.00	1.97	29,919.90
2017 010-560-108	JAIL MANAGER	41,364.72	.00	40,159.92	.00	3.00	41,364.72
2017 010-560-111	OT/PT/HOLIDAY	53,371.59	.00	54,516.00	.00	2.10-	53,371.59
2017 010-560-112	LONGEVITY PAY	7,565.00	.00	7,645.00	.00	1.05-	8,550.00
2017 010-560-113	SALARY SUPPLEMENT (SHERIFF)	.00	.00	.00	.00	.00	.00
2017 010-560-114	SALARY SUPPLEMENT (DIET AIDE)	4,275.60	.00	4,151.04	.00	3.00	4,275.67
2017 010-560-201	EMPLOYERS SS	56,829.64	.00	55,924.99	.00	1.62	56,829.64
2017 010-560-202	EMPLOYERS INSURANCE	172,009.44	.00	168,929.38	.00	1.82	180,894.44
2017 010-560-203	EMPLOYERS RETIREMENT	64,845.02	.00	68,688.98	.00	5.60-	64,845.02
2017 010-560-204	WORKERS COMP	12,489.96	.00	12,876.08	.00	3.00-	12,489.96
2017 010-560-207	UNEMPLOYMENT	353.72	.00	901.31	.00	60.75-	353.72
2017 010-560-305	HOMELAND SECURITY GRANT EXP	.00	.00	.00	.00	.00	.00
2017 010-560-310	***NOT IN USE***	.00	.00	.00	.00	.00	.00
2017 010-560-328	KITCHEN EQUIP & SUPPLIES	1,352.43	.00	850.88	.00	58.94	1,831.28
2017 010-560-329	INMATE TRANSPORT	5,354.85	.00	3,049.74	.00	75.58	7,500.00
2017 010-560-330	INMATE INCIDENTALS	3,632.03	.00	9,699.11	.00	62.55-	10,000.00
2017 010-560-331	***NOT IN USE***	.00	.00	.00	.00	.00	.00
2017 010-560-332	INMATE FOOD	43,168.70	.00	47,606.38	.00	9.32-	48,000.00
2017 010-560-333	INMATE MEDICAL	29,648.48	.00	41,654.64	.00	28.82-	30,957.96
2017 010-560-334	GASOLINE	24,010.98	.00	22,958.03	.00	4.59	24,010.98
2017 010-560-335	DIESEL	.00	.00	461.86	.00	.00	500.00
2017 010-560-336	BATTERIES, FILTERS, LUBES&TIRE	3,812.12	.00	3,735.67	.00	2.05	5,000.00
2017 010-560-337	RPR & MAINT ROLLING STOCK	7,261.07	.00	8,138.54	.00	10.78-	16,500.00
2017 010-560-338	RPR & MAINT FACILITIES	17,412.37	.00	25,161.78	.00	30.80-	17,412.37
2017 010-560-339	RPR & MAINT EQUIPMENT	17,057.93	.00	19,670.45	.00	13.28-	17,057.93
2017 010-560-340	UNIFORMS	4,071.34	.00	4,854.35	.00	16.13-	5,000.00
2017 010-560-341	POSTAGE	1,695.98	.00	2,396.36	.00	29.23-	1,695.98
2017 010-560-342	EMPLOYEE TESTING	566.84	.00	666.03	.00	14.89-	1,000.00
2017 010-560-343	AMMO & FIREARM ACCESSORIES	2,708.30	.00	4,309.50	.00	37.16-	3,000.00
2017 010-560-350	CRIME/ACCIDENT SCENE SUPPLIE	1,621.56	.00	434.47	.00	273.23	1,750.00
2017 010-560-351	***NOT IN USE***	.00	.00	.00	.00	.00	.00
2017 010-560-352	***NOT IN USE***	.00	.00	.00	.00	.00	.00
2017 010-560-353	***NOT IN USE***	.00	.00	.00	.00	.00	.00
2017 010-560-390	MISC EXPENSES	699.77	.00	1,824.22	.00	61.64-	699.77
2017 010-560-391	***NOT IN USE***	.00	.00	.00	.00	.00	.00
2017 010-560-401	PHONES, INTERNET, & CABLE	13,897.95	.00	13,782.30	.00	.84	15,000.00
2017 010-560-402	REFERENCE MATERIALS	454.93	.00	473.65	.00	3.95-	500.00
2017 010-560-403	DUES & SUBSCRIPTIONS	925.00	.00	807.00	.00	14.62	925.00
2017 010-560-404	INTEREST & FINANCE CHGS	142.69	.00	167.65	.00	14.89-	150.00
2017 010-560-405	SVC & MAINT CONTRACTS	30,991.72	.00	30,062.00	.00	3.09	30,991.72
2017 010-560-406	***NOT IN USE***	.00	.00	.00	.00	.00	.00
2017 010-560-407	JANITORIAL SUPPLIES	7,479.96	.00	7,568.34	.00	1.17-	9,000.00
2017 010-560-408	LEASES & RENTALS	4,202.48	.00	3,582.50	.00	17.31	4,202.48
2017 010-560-410	SCAAP GRANT EXP	.00	.00	.00	.00	.00	.00
2017 010-560-411	COMMUNITY OUTREACH	2,606.60	.00	455.78	.00	471.90	2,606.60
2017 010-560-418	SOFTWARE	1,681.43	.00	1,142.84	.00	47.13	1,681.43
2017 010-560-419	COMPUTER & PERIPHERAL MAINT	4,875.76	.00	8,120.59	.00	39.96-	6,000.00
2017 010-560-420	INSURANCE-GENERAL LIABILITY	1,738.87	.00	1,832.87	.00	5.13-	1,850.00
2017 010-560-421	INSURANCE-PROPERTY	8,421.00	.00	8,974.00	.00	6.16-	9,000.00
2017 010-560-422	INSURANCE-AUTO	4,127.00	.00	3,783.00	.00	9.09	4,500.00
2017 010-560-423	INSURANCE-PUBLIC OFFICIAL LI	553.40	.00	585.40	.00	5.47-	595.00
2017 010-560-424	INSURANCE-LAW ENFORCEMENT LI	8,981.00	.00	8,482.00	.00	5.88	9,500.00
2017 010-560-425	EDUCATION & TRAINING	2,513.77	.00	1,165.14	.00	115.75	6,000.00

ACCOUNT #	ACCOUNT NAME	***** CURRENT DEBIT	***** CREDIT	***** HISTORY DEBIT	***** CREDIT	PERCENT INCREASE	CURRENT BUDGET
2017 010-560-426	TRAVEL EXPENSES	581.60	.00	360.40	.00	61.38	1,000.00
2017 010-560-427	OFFICE SUPPLIES	5,488.81	.00	6,173.15	.00	11.09-	6,000.00
2017 010-560-428	OFFICE EQUIPMENT	3,112.97	.00	1,183.10	.00	163.12	5,000.00
2017 010-560-430	LEGAL NOTICES & PUBLICATIONS	414.37	.00	456.40	.00	9.21-	414.37
2017 010-560-443	UTILITIES	43,639.69	.00	42,222.49	.00	3.36	43,639.69
2017 010-560-451	***NOT IN USE***	.00	.00	.00	.00	.00	.00
2017 010-560-481	BONDS & NOTARY FEES	699.00	.00	581.75	.00	20.15	699.00
2017 010-560-486	PROFESSIONAL SERVICES	116.74	.00	315.93	.00	63.05-	500.00
	SHERIFF OFFICE EXP	1369,365.71	.00	1382,389.54	.00	.94-	
2017 010-580-107	ADDITIONAL LABOR	6,375.88	.00	6,401.60	.00	.40-	6,524.48
2017 010-580-201	EMPLOYERS SS	.00	.00	.00	.00	.00	.00
2017 010-580-203	EMPLOYERS RETIREMENT	.00	.00	.00	.00	.00	.00
2017 010-580-204	WORKERS COMP	.00	.00	.00	.00	.00	.00
2017 010-580-207	UNEMPLOYMENT	.00	.00	.00	.00	.00	.00
2017 010-580-341	POSTAGE	.00	.00	.00	.00	.00	.00
2017 010-580-390	MISC EXPENSES	756.17	.00	.00	.00	.00	.00
2017 010-580-401	PHONES & INTERNET	1,904.43	.00	1,627.95	.00	16.98	1,904.43
2017 010-580-405	SVC & MAINT CONTRACTS	600.00	.00	600.00	.00	.00	600.00
2017 010-580-406	***NOT IN USE***	.00	.00	.00	.00	.00	.00
2017 010-580-408	LEASES & RENTALS	3,000.00	.00	3,000.00	.00	.00	3,000.00
2017 010-580-427	OFFICE SUPPLIES	265.92	.00	.00	.00	.00	265.92
2017 010-580-428	OFFICE EQUIPMENT	.00	.00	629.97	.00	.00	.00
2017 010-580-443	UTILITIES	1,800.00	.00	1,800.00	.00	.00	1,800.00
2017 010-580-460	***NOT IN USE***	.00	.00	.00	.00	.00	.00
2017 010-580-461	***NOT IN USE***	.00	.00	.00	.00	.00	.00
	DPS EXP	14,702.40	.00	14,059.52	.00	4.57	
2017 010-665-102	CEA SALARY CONTRIBUTION	13,189.19	.00	6,982.32	.00	88.89	16,200.00
2017 010-665-105	STAFF SALARIES	15,018.72	.00	14,581.20	.00	3.00	15,018.72
2017 010-665-109	***NOT IN USE***	.00	.00	.00	.00	.00	.00
2017 010-665-112	LONGEVITY PAY	330.00	.00	330.00	.00	.00	330.00
2017 010-665-201	EMPLOYERS SS	1,158.84	.00	1,659.48	.00	30.17-	1,174.17
2017 010-665-202	EMPLOYERS INSURANCE	4,778.06	.00	4,752.94	.00	.53	4,778.06
2017 010-665-203	EMPLOYERS RETIREMENT	1,326.24	.00	1,397.28	.00	5.08-	1,326.24
2017 010-665-204	WORKERS COMP	69.36	.00	153.16	.00	54.71-	77.00
2017 010-665-207	UNEMPLOYMENT	7.68	.00	28.46	.00	73.01-	7.68
2017 010-665-330	CEA PROGRAM EXPENSES	185.52	.00	164.03	.00	13.10	185.52
2017 010-665-331	ANIMAL CARE EQUIP & SUPPLIES	1,073.57	.00	366.42	.00	192.99	1,073.57
2017 010-665-332	***NOT IN USE***	.00	.00	.00	.00	.00	.00
2017 010-665-334	GASOLINE	.00	.00	.00	.00	.00	.00
2017 010-665-335	DIESEL	5,108.99	.00	1,761.73	.00	190.00	5,250.00
2017 010-665-336	BATTERIES, FILTERS, LUBES&TIRE	897.77	.00	873.00	.00	2.84	1,500.00
2017 010-665-337	RPR & MAINT ROLLING STOCK	2,041.53	.00	516.14	.00	295.54	2,041.53
2017 010-665-341	POSTAGE	23.34	.00	.00	.00	.00	23.34
2017 010-665-390	MISC EXPENSES	340.07	.00	.00	.00	.00	600.00
2017 010-665-392	4-H PROGRAMS	1,083.79	.00	64.02	.00	1592.89	1,083.79
2017 010-665-401	PHONES & INTERNET	687.30	.00	648.85	.00	5.93	687.30
2017 010-665-402	REFERENCE MATERIALS	.00	.00	.00	.00	.00	100.00
2017 010-665-403	DUES & SUBSCRIPTIONS	520.00	.00	220.00	.00	136.36	520.00
2017 010-665-404	INTEREST & FINANCE CHGS	.00	.00	.00	.00	.00	.00
2017 010-665-405	SVC & MAINT CONTRACTS	.00	.00	.00	.00	.00	.00
2017 010-665-408	LEASES & RENTALS	.00	.00	.00	.00	.00	.00
2017 010-665-418	SOFTWARE	.00	.00	.00	.00	.00	.00
2017 010-665-419	COMPUTER & PERIPHERAL MAINT	.00	.00	.00	.00	.00	.00



ACCOUNT #	ACCOUNT NAME	***** CURRENT ***** DEBIT	***** CREDIT *****	***** HISTORY ***** DEBIT	***** CREDIT *****	PERCENT INCREASE	CURRENT BUDGET
2017 010-665-420	INSURANCE-GENERAL LIABILITY	195.50	.00	196.52	.00	.52-	200.00
2017 010-665-421	INSURANCE-PROPERTY	.00	.00	.00	.00	.00	
2017 010-665-422	INSURANCE-AUTO	464.00	.00	405.00	.00	14.57	464.00
2017 010-665-425	EDUCATION & TRAINING	1,168.39	.00	45.00	.00	2496.42	1,500.00
2017 010-665-426	TRAVEL EXPENSES	3,986.21	.00	4,909.59	.00	18.81-	4,213.99
2017 010-665-427	OFFICE SUPPLIES	1,031.59	.00	705.21	.00	46.28	1,031.59
2017 010-665-428	OFFICE EQUIPMENT	462.48	.00	.00	.00	.00	462.48
2017 010-665-429	***NOT IN USE***	.00	.00	.00	.00	.00	
2017 010-665-430	LEGAL NOTICES & PUBLICATIONS	.00	.00	.00	.00	.00	
2017 010-665-481	BONDS & NOTARY FEES	.00	.00	.00	.00	.00	
2017 010-665-486	PROFESSIONAL SERVICES	.00	.00	.00	.00	.00	
	CEA EXP	55,148.14	.00	40,760.35	.00	35.30	
2017 010-670-102	FCS SALARY CONTRIBUTION	15,980.60	.00	3,491.16	.00	357.74	16,200.00
2017 010-670-105	STAFF SALARIES	15,018.48	.00	14,581.20	.00	3.00	15,018.64
2017 010-670-112	LONGEVITY PAY	330.00	.00	330.00	.00	.00	330.00
2017 010-670-113	AUTO ALLOWANCE	.00	.00	750.00	.00	.00	
2017 010-670-201	EMPLOYERS SS	1,158.72	.00	1,449.81	.00	20.08-	1,174.17
2017 010-670-202	EMPLOYERS INSURANCE	4,778.00	.00	4,752.94	.00	.53	4,778.00
2017 010-670-203	EMPLOYERS RETIREMENT	1,326.00	.00	1,397.28	.00	5.10-	1,326.12
2017 010-670-204	WORKERS COMP	69.36	.00	153.16	.00	54.71-	77.00
2017 010-670-207	UNEMPLOYMENT	7.68	.00	923.26	.00	99.17-	7.68
2017 010-670-330	FCS PROGRAM EXPENSES	862.67	.00	262.30	.00	228.89	1,000.64
2017 010-670-334	GASOLINE	632.88	.00	.00	.00	.00	632.88
2017 010-670-336	BATTERIES, FILTERS, LUBES&TIRE	.00	.00	.00	.00	.00	
2017 010-670-337	RPR & MAINT ROLLING STOCK	228.19	.00	.00	.00	.00	228.19
2017 010-670-341	POSTAGE	.00	.00	.00	.00	.00	
2017 010-670-390	MISC EXPENSES	381.60	.00	127.92	.00	198.31	500.00
2017 010-670-392	4-H PROGRAMS	647.74	.00	116.03	.00	458.25	750.00
2017 010-670-401	PHONES & INTERNET	687.26	.00	648.82	.00	5.92	687.26
2017 010-670-402	REFERENCE MATERIALS	.00	.00	.00	.00	.00	100.00
2017 010-670-403	DUES & SUBSCRIPTIONS	270.00	.00	100.00	.00	170.00	270.00
2017 010-670-404	INTEREST & FINANCE CHGS	.00	.00	.00	.00	.00	
2017 010-670-405	SVC & MAINT CONTRACTS	.00	.00	.00	.00	.00	
2017 010-670-408	LEASES & RENTALS	.00	.00	.00	.00	.00	
2017 010-670-418	SOFTWARE	.00	.00	.00	.00	.00	
2017 010-670-419	COMPUTER & PERIPHERAL MAINT	.00	.00	.00	.00	.00	
2017 010-670-420	INSURANCE-GENERAL LIABILITY	.00	.00	.00	.00	.00	
2017 010-670-422	INSURANCE-AUTO	.00	.00	.00	.00	.00	
2017 010-670-425	EDUCATION & TRAINING	958.85	.00	.00	.00	.00	1,000.00
2017 010-670-426	TRAVEL EXPENSES	2,520.01	.00	537.91	.00	368.48	5,000.00
2017 010-670-427	OFFICE SUPPLIES	1,020.72	.00	1,569.77	.00	34.98-	1,020.72
2017 010-670-428	OFFICE EQUIPMENT	292.68	.00	1,024.20	.00	71.42-	292.68
2017 010-670-430	LEGAL NOTICES & PUBLICATIONS	.00	.00	.00	.00	.00	
2017 010-670-481	BONDS & NOTARY FEES	.00	.00	.00	.00	.00	
2017 010-670-486	PROFESSIONAL SERVICES	.00	.00	.00	.00	.00	
	FCS EXP	47,171.44	.00	32,215.76	.00	46.42	
2017 010-695-558	BUILDING-LAW ENFORCEMENT	18,611.00	.00	.00	.00	.00	18,611.00
2017 010-695-570	BUILDING-COURTHOUSE	.00	.00	.00	.00	.00	
2017 010-695-571	INFRASTRUCTURE-COURTHOUSE	15,245.00	.00	61,102.50	.00	75.05-	15,245.00
2017 010-695-572	ADULT PROBATION CAPEX	.00	.00	.00	.00	.00	
2017 010-695-574	COUNTY CLERK CAPEX	.00	.00	.00	.00	.00	
2017 010-695-575	DISTRICT CLERK CAPEX	.00	.00	.00	.00	.00	
2017 010-695-576	TAX A/C CAPEX	.00	.00	.00	.00	.00	

ACCOUNT #	ACCOUNT NAME	***** CURRENT DEBIT	***** CREDIT	***** HISTORY DEBIT	***** CREDIT	PERCENT INCREASE	CURRENT BUDGET
2017 010-695-577	TREASURER CAPEX	.00	.00	.00	.00	.00	
2017 010-695-578	DPS CAPEX	.00	.00	.00	.00	.00	
2017 010-695-579	COUNTY JUDGE CAPEX	.00	.00	1,270.97	.00	.00	
2017 010-695-580	JP1 CAPEX	.00	.00	.00	.00	.00	
2017 010-695-581	JP2 CAPEX	.00	.00	.00	.00	.00	
2017 010-695-582	JP3 CAPEX	.00	.00	.00	.00	.00	
2017 010-695-583	DISTRICT JUDGE CAPEX	916.54	.00	.00	.00	.00	
2017 010-695-584	CEA CAPEX	.00	.00	.00	.00	.00	916.54
2017 010-695-585	EMERGENCY MGMT CAPEX	.00	.00	.00	.00	.00	
2017 010-695-586	***NOT IN USE***	.00	.00	.00	.00	.00	
2017 010-695-587	***NOT IN USE***	.00	.00	.00	.00	.00	
2017 010-695-588	***NOT IN USE***	.00	.00	.00	.00	.00	
2017 010-695-589	***NOT IN USE***	.00	.00	.00	.00	.00	
2017 010-695-590	SHERIFF CAPEX	47,687.81	.00	59,580.81	.00	19.96-	47,687.81
2017 010-695-591	COUNTY ATTORNEY CAPEX	.00	.00	.00	.00	.00	
2017 010-695-592	***NOT IN USE***	.00	.00	.00	.00	.00	
2017 010-695-593	COUNTY AUDITOR CAPEX	.00	.00	.00	.00	.00	
2017 010-695-594	FCS CAPEX	.00	.00	.00	.00	.00	
	CAPITAL EXPENDITURES	82,460.35	.00	121,954.28	.00	32.38-	
2017 010-999-990	ACTUAL EXPENDITURES	.00	.00	.00	.00	.00	
	TOTAL GENERAL FUND EXP	3482,230.48	.00	3467,821.13	.00	.42	
	TOTAL DEBIT/CREDIT	8472,034.17	8472,034.17-	7761,162.66	7761,162.66-	.00	

ACCOUNT #	ACCOUNT NAME	***** CURRENT *****		***** HISTORY *****		PERCENT INCREASE	CURRENT BUDGET
		DEBIT	CREDIT	DEBIT	CREDIT		
2017 021-103-000	CASH IN BANK	324,461.65	.00	204,985.16	.00	58.29	
2017 021-104-000	INVESTMENT - CD	.00	.00	.00	.00	.00	
2017 021-104-500	INVESTMENT-OTHER	.00	.00	.00	.00	.00	
2017 021-121-000	PROPERTY TAXES RECEIVABLE	116,172.07	.00	116,172.07	.00	.00	
2017 021-121-100	ALLOW - PROPERTY TAXES	6,072.83-	.00	6,072.83-	.00	.00	
2017 021-131-100	DUE FROM CLEARING	.00	.00	.00	.00	.00	
2017 021-171-000	ESTIMATED REVENUES	.00	.00	.00	.00	.00	
2017 021-171-100	BUDGETED FUND BALANCE	.00	.00	.00	.00	.00	
	TOTAL ASSETS	434,560.89	.00	315,084.40	.00	37.92	
<hr/>							
2017 021-201-000	VOUCHERS PAYABLE	.00	.00	.00	.00	.00	
2017 021-202-100	SALARIES PAYABLE	.00	.00	.00	.00	.00	
2017 021-205-000	DEFERRED TAX REVENUES	.00	110,098.52-	.00	110,098.52-	.00	
2017 021-207-010	DUE TO GENERAL ACCT	.00	.00	.00	.00	.00	
2017 021-241-000	APPROPRIATIONS	.00	.00	.00	.00	.00	
2017 021-241-100	BUDGETED FUND BALANCE	.00	.00	.00	.00	.00	
2017 021-243-000	ENCUMBRANCES	.00	.00	.00	.00	.00	
2017 021-244-000	RESERVE FOR ENCUMBRANCES	.00	.00	.00	.00	.00	
2017 021-271-000	FUND BALANCE	.00	204,985.88-	.00	127,776.58-	60.43	
	TOTAL LIABILITY & FUND BALANCE	.00	315,084.40-	.00	237,875.10-	32.46	
<hr/>							
2017 021-310-000	AD VALOREM TAXES	.00	224,682.80-	.00	213,893.97-	5.04	215,835.95-
2017 021-321-200	AUTO REGISTRATION	.00	117,037.16-	.00	117,144.49-	.09-	130,000.00-
2017 021-342-000	MACHINE HIRE	.00	720.00-	.00	2,240.00-	67.86-	2,500.00-
2017 021-342-101	FEMA GRANT REVENUES	.00	191,733.99-	.00	89,486.36-	114.26	191,733.99-
2017 021-350-100	INSURANCE PROCEEDS	.00	.00	.00	.00	.00	
2017 021-360-000	INTEREST - NOW ACCT	.00	709.01-	.00	588.03-	20.57	575.00-
2017 021-360-100	INTEREST - CD	.00	.00	.00	.00	.00	
2017 021-360-200	INTEREST - INVESTMENT	.00	.00	.00	.00	.00	
2017 021-364-000	SALE OF EQUIPMENT	.00	.00	.00	.00	.00	
2017 021-370-000	MISC INCOME	.00	30,503.90-	.00	32,025.32-	4.75-	32,000.00-
2017 021-390-000	TRANSFERS - IN	.00	50,000.00-	.00	50,000.00-	.00	50,000.00-
2017 021-399-990	ACTUAL REVENUE	.00	.00	.00	.00	.00	
	TOTAL REVENUE	.00	615,386.86-	.00	505,378.17-	21.77	
<hr/>							
2017 021-612-101	COMMISSIONER SALARY	28,194.36	.00	28,194.36	.00	.00	28,194.36
2017 021-612-103	MAINTENANCE STAFF SALARIES	100,475.35	.00	72,989.17	.00	37.66	110,621.51
2017 021-612-107	ADDITIONAL LABOR	2,825.00	.00	10,935.00	.00	74.17-	2,825.00
2017 021-612-112	LONGEVITY PAY-COMMISSIONER	840.00	.00	840.00	.00	.00	840.00
2017 021-612-113	AUTO ALLOWANCE	6,000.00	.00	6,000.00	.00	.00	6,000.00

ACCOUNT #	ACCOUNT NAME	***** CURRENT ***** DEBIT	***** CREDIT *****	***** HISTORY ***** DEBIT	***** CREDIT *****	PERCENT INCREASE	CURRENT BUDGET
2017 021-612-114	LONGEVITY PAY-MAINT STAFF	600.00	.00	575.00	.00	4.35	600.00
2017 021-612-201	EMPLOYERS SS	10,285.46	.00	9,018.95	.00	14.04	11,188.57
2017 021-612-202	EMPLOYERS INSURANCE	35,082.16	.00	28,517.64	.00	23.02	38,083.04
2017 021-612-203	EMPLOYERS RETIREMENT	11,759.93	.00	10,175.69	.00	15.57	12,636.51
2017 021-612-204	WORKERS COMP	3,488.84	.00	3,455.36	.00	.97	3,488.84
2017 021-612-207	UNEMPLOYMENT	51.61	.00	108.94	.00	52.63-	55.61
2017 021-612-333	PROPANE	.00	.00	465.60	.00	.00	1,000.00
2017 021-612-334	GASOLINE	678.30	.00	749.25	.00	9.47-	678.30
2017 021-612-335	DIESEL	24,055.36	.00	19,497.88	.00	23.37	24,055.36
2017 021-612-336	BATTERIES, FILTERS, LUBES&TIRE	13,998.20	.00	11,536.82	.00	21.33	13,998.20
2017 021-612-337	RPR & MAINT ROLLING STOCK	142.61	.00	687.01	.00	79.24-	500.00
2017 021-612-338	RPR & MAINT FACILITIES	35.86	.00	.00	.00	.00	1,000.00
2017 021-612-339	RPR & MAINT EQUIPMENT	14,596.77	.00	11,680.97	.00	24.96	14,596.77
2017 021-612-342	EMPLOYEE TESTING	395.00	.00	149.00	.00	165.10	395.00
2017 021-612-349	SHOP TOOLS	410.00	.00	50.81	.00	706.93	410.00
2017 021-612-350	MATERIALS & SUPPLIES	24,541.39	.00	21,072.15	.00	16.46	24,541.39
2017 021-612-390	MISC EXPENSES	11.00	.00	2,292.00	.00	99.52-	3,975.64
2017 021-612-400	***NOT IN USE***	.00	.00	.00	.00	.00	.00
2017 021-612-401	PHONES & INTERNET	378.98	.00	630.25	.00	39.87-	420.00
2017 021-612-402	REFERENCE MATERIALS	.00	.00	.00	.00	.00	.00
2017 021-612-403	DUES & SUBSCRIPTIONS	300.00	.00	300.00	.00	.00	300.00
2017 021-612-404	INTEREST & FINANCE CHGS	3,187.81	.00	3,704.35	.00	13.94-	3,187.81
2017 021-612-405	SVC & MAINT CONTRACTS	.00	.00	.00	.00	.00	.00
2017 021-612-408	LEASES & RENTALS	62.00	.00	124.20	.00	50.08-	62.00
2017 021-612-409	FEMA GRANT EXPENSES	125,999.79	.00	94,135.26	.00	33.85	125,999.79
2017 021-612-414	EMPLOYEE MEDICAL EXPENSE	.00	.00	80.00	.00	.00	250.00
2017 021-612-419	COMPUTER & PERIPHERAL MAINT	.00	.00	.00	.00	.00	.00
2017 021-612-420	INSURANCE-GENERAL LIABILITY	275.56	.00	319.08	.00	13.64-	350.00
2017 021-612-421	INSURANCE-PROPERTY	2,543.00	.00	2,641.00	.00	3.71-	2,700.00
2017 021-612-422	INSURANCE-AUTO	654.00	.00	658.00	.00	.61-	700.00
2017 021-612-423	INSURANCE-PUBLIC OFFICIAL LI	553.40	.00	585.40	.00	5.47-	595.00
2017 021-612-424	***NOT IN USE***	.00	.00	.00	.00	.00	.00
2017 021-612-425	EDUCATION & TRAINING	1,928.50	.00	4,106.87	.00	53.04-	3,000.00
2017 021-612-426	TRAVEL EXPENSES	.00	.00	388.26	.00	.00	250.00
2017 021-612-427	OFFICE SUPPLIES	.00	.00	.00	.00	.00	.00
2017 021-612-428	OFFICE EQUIPMENT	.00	.00	.00	.00	.00	.00
2017 021-612-430	LEGAL NOTICES & PUBLICATIONS	.00	.00	.00	.00	.00	.00
2017 021-612-443	UTILITIES	2,362.20	.00	1,665.83	.00	41.80	2,362.20
2017 021-612-481	BONDS & NOTARY FEES	.00	.00	.00	.00	.00	.00
2017 021-612-484	APPRAISAL FEES	7,253.49	.00	6,622.40	.00	9.53	7,253.49
2017 021-612-486	PROFESSIONAL SERVICES	.00	.00	.00	.00	.00	.00
2017 021-612-490	COMMUNITY OUTREACH	1,820.00	.00	620.00	.00	193.55	1,820.00
2017 021-612-570	CAPITAL EXPENDITURES	70,124.44	.00	72,596.37	.00	3.41-	71,100.00
	FM PCT1 EXP	495,910.37	.00	428,168.87	.00	15.82	
2017 021-999-990	ACTUAL EXPENDITURES	.00	.00	.00	.00	.00	
	TOTAL EXPENDITURES	495,910.37	.00	428,168.87	.00	15.82	
	TOTAL DEBIT/CREDIT	930,471.26	930,471.26-	743,253.27	743,253.27-	.00	

ACCOUNT #	ACCOUNT NAME	***** CURRENT *****		***** HISTORY *****		PERCENT	CURRENT
		DEBIT	CREDIT	DEBIT	CREDIT	INCREASE	BUDGET
2017 022-103-000	CASH IN BANK	252,012.69	.00	285,736.11	.00	11.80-	
2017 022-104-000	INVESTMENT - CD	.00	.00	.00	.00	.00	
2017 022-104-500	INVESTMENT -OTHER	.00	.00	.00	.00	.00	
2017 022-121-000	PROPERTY TAXES RECEIVABLE	107,423.78	.00	107,423.78	.00	.00	
2017 022-121-100	ALLOW - PROPERTY TAXES	5,615.67-	.00	5,615.67-	.00	.00	
2017 022-131-100	DUE FROM CLEARING	.00	.00	.00	.00	.00	
2017 022-171-000	ESTIMATED REVENUES	.00	.00	.00	.00	.00	
2017 022-171-100	BUDGETED FUND BALANCE	.00	.00	.00	.00	.00	
	TOTAL ASSETS	353,820.80	.00	387,544.22	.00	8.70-	
<hr/>							
2017 022-201-000	VOUCHERS PAYABLE	.00	.00	.00	.00	.00	
2017 022-202-100	SALARIES PAYABLE	.00	.00	.00	.00	.00	
2017 022-205-000	DEFERRED TAX REVENUES	.00	99,945.65-	.00	99,945.65-	.00	
2017 022-207-010	DUE TO GENERAL ACCT	.00	.00	.00	.00	.00	
2017 022-241-000	APPROPRIATIONS	.00	.00	.00	.00	.00	
2017 022-241-100	BUDGETED FUND BALANCE	.00	.00	.00	.00	.00	
2017 022-243-000	ENCUMBRANCES	.00	.00	.00	.00	.00	
2017 022-244-000	RESERVE FOR ENCUMBRANCES	.00	.00	.00	.00	.00	
2017 022-271-000	FUND BALANCE	.00	287,598.57-	.00	240,300.10-	19.68	
	TOTAL LIABILITY & FUND BALANCE	.00	387,544.22-	.00	340,245.75-	13.90	
<hr/>							
2017 022-310-000	AD VALOREM TAXES	.00	207,748.83-	.00	197,773.14-	5.04	199,568.73-
2017 022-321-200	AUTO REGISTRATION	.00	108,216.14-	.00	108,315.43-	.09-	120,000.00-
2017 022-342-001	FEMA GRANT REVENUES	.00	93,619.48-	.00	1,101.50-	8399.27	93,619.48-
2017 022-342-100	MACHINE HIRE	.00	.00	.00	.00	.00	500.00-
2017 022-350-100	INSURANCE PROCEEDS	.00	.00	.00	.00	.00	
2017 022-360-000	INTEREST - NOW ACCT	.00	991.46-	.00	731.23-	35.59	650.00-
2017 022-360-100	INTEREST - CD	.00	.00	.00	.00	.00	
2017 022-360-200	INTEREST - INVESTMENTS	.00	.00	.00	.00	.00	
2017 022-364-000	SALE OF EQUIPMENT	.00	.00	.00	.00	.00	
2017 022-370-000	MISC INCOME	.00	21,713.67-	.00	23,430.72-	7.33-	22,000.00-
2017 022-390-000	TRANSFERS - IN	.00	50,000.00-	.00	50,000.00-	.00	50,000.00-
2017 022-399-990	ACTUAL REVENUE	.00	.00	.00	.00	.00	
	TOTAL REVENUE	.00	482,289.58-	.00	381,352.02-	26.47	
<hr/>							
2017 022-613-101	COMMISSIONER SALARY	28,194.36	.00	28,194.36	.00	.00	28,194.36
2017 022-613-103	MAINTENANCE STAFF SALARIES	116,166.24	.00	113,071.80	.00	2.74	116,166.24
2017 022-613-107	ADDITIONAL LABOR	6,250.00	.00	4,700.00	.00	32.98	6,250.00
2017 022-613-112	LONGEVITY PAY-COMMISSIONER	300.00	.00	.00	.00	.00	300.00
2017 022-613-113	AUTO ALLOWANCE	6,000.00	.00	6,000.00	.00	.00	6,000.00

ACCOUNT #	ACCOUNT NAME	***** CURRENT ***** DEBIT	***** CREDIT *****	***** HISTORY ***** DEBIT	***** CREDIT *****	PERCENT INCREASE	CURRENT BUDGET
2017 022-613-114	LONGEVITY PAY-MAINT STAFF	1,495.00	.00	1,265.00	.00	18.18	1,495.00
2017 022-613-201	EMPLOYERS SS	10,982.74	.00	10,583.16	.00	3.78	11,457.59
2017 022-613-202	EMPLOYERS INSURANCE	28,668.24	.00	28,517.64	.00	.53	28,668.24
2017 022-613-203	EMPLOYERS RETIREMENT	13,146.31	.00	13,917.41	.00	5.54-	13,146.31
2017 022-613-204	WORKERS COMP	4,315.44	.00	4,273.92	.00	.97	4,315.44
2017 022-613-207	UNEMPLOYMENT	61.95	.00	154.74	.00	59.97-	61.95
2017 022-613-333	PROPANE	.00	.00	.00	.00	.00	.00
2017 022-613-334	GASOLINE	1,904.26	.00	1,315.24	.00	44.78	2,100.00
2017 022-613-335	DIESEL	28,483.48	.00	23,482.84	.00	21.29	29,387.59
2017 022-613-336	BATTERIES, FILTERS, LUBES&TIRE	11,631.72	.00	17,894.65	.00	35.00-	11,631.72
2017 022-613-337	RPR & MAINT ROLLING STOCK	195.60	.00	1,152.55	.00	83.03-	195.60
2017 022-613-338	RPR & MAINT FACILITIES	.00	.00	627.84	.00	.00	.00
2017 022-613-339	RPR & MAINT EQUIPMENT	15,908.48	.00	18,518.64	.00	14.09-	15,908.48
2017 022-613-342	EMPLOYEE TESTING	245.00	.00	164.00	.00	49.39	300.00
2017 022-613-349	SHOP TOOLS	394.42	.00	711.61	.00	44.57-	1,000.00
2017 022-613-350	MATERIALS & SUPPLIES	13,729.74	.00	6,946.39	.00	97.65	13,729.74
2017 022-613-390	MISC EXPENSES	.00	.00	2,328.96	.00	.00	.00
2017 022-613-400	***NOT IN USE***	.00	.00	.00	.00	.00	.00
2017 022-613-401	PHONES & INTERNET	.00	.00	.00	.00	.00	.00
2017 022-613-402	REFERENCE MATERIALS	.00	.00	.00	.00	.00	.00
2017 022-613-403	DUES & SUBSCRIPTIONS	300.00	.00	300.00	.00	.00	300.00
2017 022-613-404	INTEREST & FINANCE CHGS	5,852.34	.00	2,757.53	.00	112.23	5,859.61
2017 022-613-405	SVC & MAINT CONTRACTS	.00	.00	.00	.00	.00	.00
2017 022-613-408	LEASES & RENTALS	108.19	.00	102.66	.00	5.39	108.19
2017 022-613-409	FEMA GRANT EXPENSES	.00	.00	.00	.00	.00	.00
2017 022-613-414	EMPLOYEE MEDICAL EXPENSE	.00	.00	.00	.00	.00	.00
2017 022-613-419	COMPUTER & PERIPHERAL MAINT	.00	.00	.00	.00	.00	250.00
2017 022-613-420	INSURANCE-GENERAL LIABILITY	351.40	.00	.00	.00	.00	.00
2017 022-613-421	INSURANCE-PROPERTY	2,636.00	.00	387.82	.00	9.39-	400.00
2017 022-613-422	INSURANCE-AUTO	834.00	.00	2,460.00	.00	7.15	2,636.00
2017 022-613-423	INSURANCE-PUBLIC OFFICIAL LI	553.40	.00	800.00	.00	4.25	850.00
2017 022-613-424	***NOT IN USE***	.00	.00	585.40	.00	5.47-	595.00
2017 022-613-425	EDUCATION & TRAINING	1,822.77	.00	.00	.00	.00	.00
2017 022-613-426	TRAVEL EXPENSES	.00	.00	1,222.57	.00	49.09	2,000.00
2017 022-613-427	OFFICE SUPPLIES	.00	.00	.00	.00	.00	.00
2017 022-613-428	OFFICE EQUIPMENT	.00	.00	.00	.00	.00	.00
2017 022-613-430	LEGAL NOTICES & PUBLICATIONS	.00	.00	.00	.00	.00	.00
2017 022-613-443	UTILITIES	3,494.24	.00	.00	.00	.00	250.00
2017 022-613-481	BONDS & NOTARY FEES	.00	.00	3,511.10	.00	.48-	3,500.00
2017 022-613-484	APPRAISAL FEES	6,706.80	.00	.00	.00	.00	.00
2017 022-613-486	PROFESSIONAL SERVICES	.00	.00	6,123.28	.00	9.53	6,310.00
2017 022-613-490	COMMUNITY OUTREACH	1,500.00	.00	.00	.00	.00	396.80
2017 022-613-570	CAPITAL EXPENDITURES	203,780.88	.00	.00	.00	.00	1,500.00
	FM PCT2 EXP	516,013.00	.00	31,982.44	.00	537.16	203,780.88
				334,053.55	.00	54.47	
2017 022-999-990	ACTUAL EXPENDITURES	.00	.00	.00	.00	.00	
	TOTAL EXPENDITURES	516,013.00	.00	334,053.55	.00	54.47	
	TOTAL DEBIT/CREDIT	869,833.80	869,833.80-	721,597.77	721,597.77-	.00	

ACCOUNT #	ACCOUNT NAME	***** CURRENT *****		***** HISTORY *****		PERCENT INCREASE	CURRENT BUDGET
		DEBIT	CREDIT	DEBIT	CREDIT		
2017 023-103-000	CASH IN BANK	745,255.18	.00	700,023.26	.00	6.46	
2017 023-104-000	INVESTMENT - CD	.00	.00	.00	.00	.00	
2017 023-104-500	INVESTMENT - OTHER	.00	.00	.00	.00	.00	
2017 023-121-000	PROPERTY TAXES RECEIVABLE	147,109.44	.00	147,109.44	.00	.00	
2017 023-121-100	ALLOW - PROPERTY TAXES	7,691.16-	.00	7,691.16-	.00	.00	
2017 023-131-100	DUE FROM CLEARING	.00	.00	.00	.00	.00	
2017 023-171-000	ESTIMATED REVENUES	.00	.00	.00	.00	.00	
2017 023-171-100	BUDGETED FUND BALANCE	.00	.00	.00	.00	.00	
	TOTAL ASSETS	884,673.46	.00	839,441.54	.00	5.39	
<hr/>							
2017 023-201-000	VOUCHERS PAYABLE	.00	.00	.00	.00	.00	
2017 023-202-100	SALARIES PAYABLE	.00	.00	.00	.00	.00	
2017 023-205-000	DEFERRED TAX REVENUES	.00	139,418.46-	.00	139,418.46-	.00	
2017 023-207-010	DUE TO GENERAL ACCT	.00	.00	.00	.00	.00	
2017 023-241-000	APPROPRIATIONS	.00	.00	.00	.00	.00	
2017 023-241-100	BUDGETED FUND BALANCE	.00	.00	.00	.00	.00	
2017 023-243-000	ENCUMBRANCES	.00	.00	.00	.00	.00	
2017 023-244-000	RESERVE FOR ENCUMBRANCES	.00	.00	.00	.00	.00	
2017 023-271-000	FUND BALANCE	.00	700,023.08-	.00	353,103.05-	98.25	
	TOTAL LIABILITY & FUND BALANCE	.00	839,441.54-	.00	492,521.51-	70.44	
<hr/>							
2017 023-310-000	AD VALOREM TAXES	.00	285,228.91-	.00	271,532.88-	5.04	273,998.05-
2017 023-321-200	AUTO REGISTRATION	.00	148,575.48-	.00	148,711.75-	.09-	166,000.00-
2017 023-342-100	MACHINE HIRE	.00	.00	.00	.00	.00	500.00-
2017 023-342-101	FEMA GRANT REVENUES	.00	.00	.00	204,753.54-	.00	
2017 023-350-100	INSURANCE PROCEEDS	.00	.00	.00	5,348.56-	.00	
2017 023-360-000	INTEREST - NOW ACCT	.00	1,712.83-	.00	1,204.29-	42.23	1,000.00-
2017 023-360-100	INTEREST - CD	.00	.00	.00	.00	.00	
2017 023-360-200	INTEREST - INVESTMENT	.00	.00	.00	.00	.00	
2017 023-364-000	SALE OF EQUIPMENT	.00	.00	.00	.00	.00	
2017 023-370-000	MISC INCOME	.00	28,382.03-	.00	27,586.00-	2.89	26,500.00-
2017 023-390-000	TRANSFERS - IN	.00	50,000.00-	.00	50,000.00-	.00	50,000.00-
2017 023-399-990	ACTUAL REVENUE	.00	.00	.00	.00	.00	
	TOTAL REVENUE	.00	513,899.25-	.00	709,137.02-	27.53-	
<hr/>							
2017 023-614-101	COMMISSIONER SALARY	28,194.36	.00	28,194.36	.00	.00	28,194.36
2017 023-614-103	MAINTENANCE STAFF SALARIES	98,995.09	.00	111,647.76	.00	11.33-	98,995.09
2017 023-614-107	ADDITIONAL LABOR	22,456.25	.00	18,937.50	.00	18.58	22,456.25
2017 023-614-112	LONGEVITY PAY-COMMISSIONER	300.00	.00	300.00	.00	.00	300.00
2017 023-614-113	AUTO ALLOWANCE	6,000.00	.00	6,000.00	.00	.00	6,000.00

ACCOUNT #	ACCOUNT NAME	***** CURRENT ***** DEBIT	***** CREDIT *****	***** HISTORY ***** DEBIT	***** CREDIT *****	PERCENT INCREASE	CURRENT BUDGET
2017 023-614-114	LONGEVITY PAY-MAINT STAFF	1,840.00	.00	2,220.00	.00	17.12-	2,240.00
2017 023-614-201	EMPLOYERS SS	11,644.92	.00	12,764.88	.00	8.77-	11,644.92
2017 023-614-202	EMPLOYERS INSURANCE	23,890.20	.00	28,517.64	.00	16.23-	28,562.28
2017 023-614-203	EMPLOYERS RETIREMENT	11,692.39	.00	13,901.47	.00	15.89-	13,007.30
2017 023-614-204	WORKERS COMP	3,488.84	.00	3,455.36	.00	.97	3,488.84
2017 023-614-207	UNEMPLOYMENT	61.65	.00	172.65	.00	64.29-	61.65
2017 023-614-333	PROPANE	1,275.00	.00	414.00	.00	207.97	1,275.00
2017 023-614-334	GASOLINE	1,759.40	.00	1,827.40	.00	3.72-	2,300.00
2017 023-614-335	DIESEL	24,871.09	.00	18,409.79	.00	35.10	32,740.07
2017 023-614-336	BATTERIES, FILTERS, LUBES&TIRE	19,764.07	.00	28,515.47	.00	30.69-	20,000.00
2017 023-614-337	RPR & MAINT ROLLING STOCK	872.93	.00	4,977.62	.00	82.46-	2,500.00
2017 023-614-338	RPR & MAINT FACILITIES	5,822.90	.00	17,562.33	.00	66.84-	5,822.90
2017 023-614-339	RPR & MAINT EQUIPMENT	10,529.15	.00	15,859.07	.00	33.61-	18,000.00
2017 023-614-342	EMPLOYEE TESTING	125.76	.00	145.00	.00	13.27-	300.00
2017 023-614-349	SHOP TOOLS	1,024.18	.00	804.50	.00	27.31	1,024.18
2017 023-614-350	MATERIALS & SUPPLIES	1,012.09	.00	1,775.42	.00	42.99-	3,000.00
2017 023-614-390	MISC EXPENSES	6.47	.00	3,358.31	.00	99.81-	4,000.00
2017 023-614-400	***NOT IN USE***	.00	.00	.00	.00	.00	
2017 023-614-401	PHONES & INTERNET	.00	.00	.00	.00	.00	
2017 023-614-402	REFERENCE MATERIALS	.00	.00	.00	.00	.00	
2017 023-614-403	DUES & SUBSCRIPTIONS	300.00	.00	300.00	.00	.00	300.00
2017 023-614-404	INTEREST & FINANCE CHGS	.00	.00	1,438.89	.00	.00	
2017 023-614-405	SVC & MAINT CONTRACTS	.00	.00	.00	.00	.00	
2017 023-614-408	LEASES & RENTALS	221.66	.00	.00	.00	.00	
2017 023-614-409	FEMA GRANT EXPENSES	.00	.00	.00	.00	.00	7,500.00
2017 023-614-414	EMPLOYEE MEDICAL EXPENSE	.00	.00	.00	.00	.00	
2017 023-614-419	COMPUTER & PERIPHERAL MAINT	.00	.00	.00	.00	.00	250.00
2017 023-614-420	INSURANCE-GENERAL LIABILITY	275.56	.00	.00	.00	.00	
2017 023-614-421	INSURANCE-PROPERTY	3,686.00	.00	455.18	.00	39.46-	450.00
2017 023-614-422	INSURANCE-AUTO	654.00	.00	3,168.00	.00	16.35	3,686.00
2017 023-614-423	INSURANCE-PUBLIC OFFICIAL LI	553.40	.00	939.00	.00	30.35-	1,000.00
2017 023-614-424	***NOT IN USE***	.00	.00	585.40	.00	5.47-	595.00
2017 023-614-425	EDUCATION & TRAINING	1,964.36	.00	.00	.00	.00	
2017 023-614-426	TRAVEL EXPENSES	.00	.00	1,212.96	.00	61.95	2,500.00
2017 023-614-427	OFFICE SUPPLIES	.00	.00	.00	.00	.00	
2017 023-614-428	OFFICE EQUIPMENT	.00	.00	12.95	.00	.00	
2017 023-614-430	LEGAL NOTICES & PUBLICATIONS	.00	.00	81.92	.00	.00	
2017 023-614-443	UTILITIES	1,677.49	.00	.00	.00	.00	250.00
2017 023-614-481	BONDS & NOTARY FEES	.00	.00	1,696.26	.00	1.11-	1,800.00
2017 023-614-484	APPRAISAL FEES	9,208.12	.00	177.50	.00	.00	
2017 023-614-486	PROFESSIONAL SERVICES	.00	.00	8,406.96	.00	9.53	9,208.12
2017 023-614-490	COMMUNITY OUTREACH	.00	.00	.00	.00	.00	
2017 023-614-570	CAPITAL EXPENDITURES	174,500.00	.00	.00	.00	.00	1,500.00
	FM PCT3 EXP	468,667.33	.00	23,981.44	.00	627.65	175,000.00
				362,216.99	.00	29.39	
2017 023-999-990	ACTUAL EXPENDITURES	.00	.00	.00	.00	.00	
	TOTAL EXPENDITURES	468,667.33	.00	362,216.99	.00	29.39	
	TOTAL DEBIT/CREDIT	1353,340.79	1353,340.79-	1201,658.53	1201,658.53-	.00	



ACCOUNT #	ACCOUNT NAME	***** CURRENT *****		***** HISTORY *****		PERCENT INCREASE	CURRENT BUDGET
		DEBIT	CREDIT	DEBIT	CREDIT		
2017 024-103-000	CASH IN BANK	364,095.79	.00	363,383.54	.00	.20	
2017 024-104-000	INVESTMENT - CD	.00	.00	.00	.00	.00	
2017 024-104-500	INVESTMENT - OTHER	.00	.00	.00	.00	.00	
2017 024-121-000	PROPERTY TAXES RECEIVABLE	118,028.96	.00	118,028.96	.00	.00	
2017 024-121-100	ALLOW - PROPERTY TAXES	6,169.71-	.00	6,169.71-	.00	.00	
2017 024-131-100	DUE FROM CLEARING	.00	.00	.00	.00	.00	
2017 024-171-000	ESTIMATED REVENUES	.00	.00	.00	.00	.00	
2017 024-171-100	BUDGETED FUND BALANCE	.00	.00	.00	.00	.00	
	TOTAL ASSETS	475,955.04	.00	475,242.79	.00	.15	
<hr/>							
2017 024-201-000	VOUCHERS PAYABLE	.00	.00	.00	.00	.00	
2017 024-202-100	SALARIES PAYABLE	.00	.00	.00	.00	.00	
2017 024-205-000	DEFERRED TAX REVENUES	.00	111,859.45-	.00	111,859.45-	.00	
2017 024-207-010	DUE TO GENERAL ACCT	.00	.00	.00	.00	.00	
2017 024-241-000	APPROPRIATIONS	.00	.00	.00	.00	.00	
2017 024-241-100	BUDGETED FUND BALANCE	.00	.00	.00	.00	.00	
2017 024-243-000	ENCUMBRANCES	.00	.00	.00	.00	.00	
2017 024-244-000	RESERVE FOR ENCUMBRANCES	.00	.00	.00	.00	.00	
2017 024-271-000	FUND BALANCE	.00	363,383.34-	.00	295,995.09-	22.77	
	TOTAL LIABILITY & FUND BALANCE	.00	475,242.79-	.00	407,854.54-	16.52	
<hr/>							
2017 024-310-000	AD VALOREM TAXES	.00	228,372.34-	.00	217,406.38-	5.04	219,380.20-
2017 024-321-200	AUTO REGISTRATION	.00	118,958.84-	.00	119,067.96-	.09-	132,750.00-
2017 024-342-100	MACHINE HIRE	.00	.00	.00	.00	.00	750.00-
2017 024-342-101	FEMA GRANT REVENUES	.00	.00	.00	151,307.12-	.00	
2017 024-350-100	INSURANCE PROCEEDS	.00	.00	.00	.00	.00	
2017 024-360-000	INTEREST - NOW ACCT	.00	1,042.40-	.00	858.83-	21.37	800.00-
2017 024-360-100	INTEREST - CD	.00	.00	.00	.00	.00	
2017 024-360-200	INTEREST - INVESTMENT	.00	.00	.00	.00	.00	
2017 024-364-000	SALE OF EQUIPMENT	.00	.00	.00	.00	.00	
2017 024-370-000	MISC INCOME	.00	22,636.07-	.00	24,916.33-	9.15-	25,000.00-
2017 024-390-000	TRANSFERS - IN	.00	50,000.00-	.00	50,000.00-	.00	50,000.00-
2017 024-399-990	ACTUAL REVENUE	.00	.00	.00	.00	.00	
	TOTAL REVENUE	.00	421,009.65-	.00	563,556.62-	25.29-	
<hr/>							
2017 024-615-101	COMMISSIONER SALARY	28,194.36	.00	28,194.36	.00	.00	28,194.36
2017 024-615-103	MAINTENANCE STAFF SALARIES	113,813.28	.00	114,617.98	.00	.70-	113,813.34
2017 024-615-107	ADDITIONAL LABOR	6,000.00	.00	4,365.00	.00	37.46	6,000.00
2017 024-615-112	LONGEVITY PAY-COMMISSIONER	600.00	.00	600.00	.00	.00	600.00
2017 024-615-113	AUTO ALLOWANCE	6,000.00	.00	6,000.00	.00	.00	6,000.00

ACCOUNT #	ACCOUNT NAME	***** CURRENT ***** DEBIT	***** CREDIT *****	***** HISTORY ***** DEBIT	***** CREDIT *****	PERCENT INCREASE	CURRENT BUDGET
2017 024-615-114	LONGEVITY PAY-MAINT STAFF	1,260.00	.00	1,360.00	.00	7.35-	1,260.00
2017 024-615-201	EMPLOYERS SS	11,924.05	.00	11,777.96	.00	1.24	11,924.05
2017 024-615-202	EMPLOYERS INSURANCE	38,224.32	.00	38,817.00	.00	1.53-	38,224.32
2017 024-615-203	EMPLOYERS RETIREMENT	12,948.36	.00	14,127.27	.00	8.34-	12,948.36
2017 024-615-204	WORKERS COMP	2,662.24	.00	2,636.83	.00	.96	3,470.00
2017 024-615-207	UNEMPLOYMENT	60.53	.00	155.15	.00	60.99-	60.53
2017 024-615-333	PROPANE	.00	.00	.00	.00	.00	
2017 024-615-334	GASOLINE	3,737.48	.00	2,079.10	.00	79.76	3,737.48
2017 024-615-335	DIESEL	23,647.44	.00	37,648.81	.00	37.19-	33,500.00
2017 024-615-336	BATTERIES, FILTERS, LUBES&TIRE	15,030.19	.00	12,445.45	.00	20.77	15,030.19
2017 024-615-337	RPR & MAINT ROLLING STOCK	1,388.13	.00	4,939.34	.00	71.90-	3,000.00
2017 024-615-338	RPR & MAINT FACILITIES	420.00	.00	266.93	.00	57.34	1,000.00
2017 024-615-339	RPR & MAINT EQUIPMENT	27,972.44	.00	9,058.23	.00	208.81	27,972.44
2017 024-615-342	EMPLOYEE TESTING	166.00	.00	.00	.00	.00	300.00
2017 024-615-349	SHOP TOOLS	1,186.62	.00	1,763.49	.00	32.71-	1,186.62
2017 024-615-350	MATERIALS & SUPPLIES	8,827.21	.00	3,951.15	.00	123.41	12,000.00
2017 024-615-390	MISC EXPENSES	645.00	.00	1,269.07	.00	49.18-	4,000.00
2017 024-615-400	***NOT IN USE***	.00	.00	.00	.00	.00	
2017 024-615-401	PHONES & INTERNET	2,097.92	.00	1,508.31	.00	39.09	2,097.92
2017 024-615-402	REFERENCE MATERIALS	.00	.00	.00	.00	.00	
2017 024-615-403	DUES & SUBSCRIPTIONS	300.00	.00	300.00	.00	.00	300.00
2017 024-615-404	INTEREST & FINANCE CHGS	.00	.00	.00	.00	.00	
2017 024-615-405	SVC & MAINT CONTRACTS	.00	.00	.00	.00	.00	
2017 024-615-408	LEASES & RENTALS	.00	.00	.00	.00	.00	
2017 024-615-409	FEMA GRANT EXPENSES	42,017.38	.00	.00	.00	.00	7,500.00
2017 024-615-414	EMPLOYEE MEDICAL EXPENSE	.00	.00	46.00	.00	.00	42,017.38
2017 024-615-419	COMPUTER & PERIPHERAL MAINT	.00	.00	.00	.00	.00	250.00
2017 024-615-420	INSURANCE-GENERAL LIABILITY	1,313.18	.00	1,346.24	.00	2.46-	1,313.18
2017 024-615-421	INSURANCE-PROPERTY	2,153.00	.00	2,159.00	.00	.28-	2,200.00
2017 024-615-422	INSURANCE-AUTO	500.00	.00	503.00	.00	.60-	750.00
2017 024-615-423	INSURANCE-PUBLIC OFFICIAL LI	553.40	.00	585.40	.00	5.47-	595.00
2017 024-615-424	***NOT IN USE***	.00	.00	.00	.00	.00	
2017 024-615-425	EDUCATION & TRAINING	2,373.87	.00	2,742.46	.00	13.44-	2,373.87
2017 024-615-426	TRAVEL EXPENSES	.00	.00	.00	.00	.00	
2017 024-615-427	OFFICE SUPPLIES	.00	.00	35.63	.00	.00	
2017 024-615-428	OFFICE EQUIPMENT	.00	.00	25.97	.00	.00	
2017 024-615-430	LEGAL NOTICES & PUBLICATIONS	.00	.00	.00	.00	.00	
2017 024-615-443	UTILITIES	5,618.86	.00	5,437.12	.00	3.34	5,618.86
2017 024-615-481	BONDS & NOTARY FEES	.00	.00	.00	.00	.00	
2017 024-615-484	APPRAISAL FEES	7,372.59	.00	6,731.12	.00	9.53	7,372.59
2017 024-615-486	PROFESSIONAL SERVICES	.00	.00	.00	.00	.00	
2017 024-615-490	COMMUNITY OUTREACH	1,500.00	.00	.00	.00	.00	
2017 024-615-570	CAPITAL EXPENDITURES	49,789.55	.00	178,675.00	.00	72.13-	2,250.00
	FM PCT4 EXP	420,297.40	.00	496,168.37	.00	15.29-	52,249.53
2017 024-999-990	ACTUAL EXPENDITURES	.00	.00	.00	.00	.00	
	TOTAL EXPENDITURES	420,297.40	.00	496,168.37	.00	15.29-	
	TOTAL DEBIT/CREDIT	896,252.44	896,252.44-	971,411.16	971,411.16-	.00	

ACCOUNT #	ACCOUNT NAME	***** CURRENT *****		***** HISTORY *****		PERCENT	CURRENT
		DEBIT	CREDIT	DEBIT	CREDIT	INCREASE	BUDGET
2017 030-103-000	CASH IN BANK	92,025.63	.00	80,982.36	.00	13.64	
2017 030-104-000	INVESTMENT - CD	.00	.00	.00	.00	.00	
2017 030-104-500	INVESTMENT - OTHER	.00	.00	.00	.00	.00	
2017 030-171-000	ESTIMATED REVENUES	.00	.00	.00	.00	.00	
2017 030-171-100	BUDGETED FUND BALANCE	.00	.00	.00	.00	.00	
	TOTAL ASSETS	92,025.63	.00	80,982.36	.00	13.64	
-----							
2017 030-201-000	VOUCHERS PAYABLE	.00	.00	.00	.00	.00	
2017 030-202-100	SALARIES PAYABLE	.00	.00	.00	.00	.00	
2017 030-207-099	DUE TO CLEARING ACCT	.00	.00	.00	.00	.00	
2017 030-241-000	APPROPRIATIONS	.00	.00	.00	.00	.00	
2017 030-241-100	BUDGETED FUND BALANCE	.00	.00	.00	.00	.00	
2017 030-243-000	ENCUMBRANCES	.00	.00	.00	.00	.00	
2017 030-244-000	RESERVE FOR ENCUMBRANCES	.00	.00	.00	.00	.00	
2017 030-271-000	FUND BALANCE	.00	80,982.36-	.00	68,959.22-	17.44	
	TOTAL LIABILITY & FUND BALANCE	.00	80,982.36-	.00	68,959.22-	17.44	
-----							
2017 030-310-000	AD VALOREM TAXES	.00	17,878.77-	.00	17,042.63-	4.91	17,200.00-
2017 030-360-000	INTEREST - NOW ACCT	.00	222.93-	.00	188.12-	18.50	300.00-
2017 030-360-100	INTEREST - CD	.00	.00	.00	.00	.00	
2017 030-360-200	INTEREST - INVESTMENT	.00	.00	.00	.00	.00	
2017 030-370-000	MISC INCOME	.00	.00	.00	.00	.00	
2017 030-390-000	TRANSFERS - IN	.00	.00	.00	.00	.00	
2017 030-399-990	ACTUAL REVENUE	.00	.00	.00	.00	.00	
	TOTAL REVENUE	.00	18,101.70-	.00	17,230.75-	5.05	
-----							
2017 030-426-330	***NOT IN USE***	.00	.00	.00	.00	.00	
2017 030-426-390	MISC EXPENSES	.00	.00	.00	.00	.00	5.00
2017 030-426-401	PETIT JURORS	.00	.00	.00	.00	.00	300.00
2017 030-426-402	***NOT IN USE***	.00	.00	.00	.00	.00	
2017 030-426-403	***NOT IN USE***	.00	.00	.00	.00	.00	
2017 030-426-418	SOFTWARE	.00	.00	.00	.00	.00	
2017 030-426-419	COMPUTER & PERIPHERAL MAINT	.00	.00	.00	.00	.00	
2017 030-426-427	OFFICE SUPPLIES	.00	.00	.00	.00	.00	
2017 030-426-435	CRIME VICTIMS DONATION	.00	.00	.00	.00	.00	
2017 030-426-436	CHILD WELFARE DONATION	.00	.00	.00	.00	.00	
2017 030-426-437	CRIME STOPPERS DONATION	.00	.00	.00	.00	.00	
2017 030-426-625	TRANSFER OUT	.00	.00	.00	.00	.00	
	COUNTY COURT JURY FUND EXP	.00	.00	.00	.00	.00	

ACCOUNT #	ACCOUNT NAME	***** CURRENT ***** DEBIT	***** CREDIT *****	***** HISTORY ***** DEBIT	***** CREDIT *****	PERCENT INCREASE	CURRENT BUDGET
2017 030-435-310	***NOT IN USE***	.00	.00	.00	.00	.00	
2017 030-435-330	***NOT IN USE***	.00	.00	.00	.00	.00	
2017 030-435-390	MISC EXPENSES	183.76	.00	174.39	.00	5.37	350.00
2017 030-435-400	GRAND JURORS	1,080.00	.00	928.00	.00	16.38	1,750.00
2017 030-435-401	PETIT JURORS	1,168.00	.00	712.00	.00	64.04	1,301.33
2017 030-435-402	***NOT IN USE***	.00	.00	.00	.00	.00	
2017 030-435-403	***NOT IN USE***	.00	.00	.00	.00	.00	
2017 030-435-404	***NOT IN USE***	.00	.00	.00	.00	.00	
2017 030-435-418	SOFTWARE	.00	.00	.00	.00	.00	
2017 030-435-419	COMPUTER & PERIPHERAL MAINT	.00	.00	.00	.00	.00	
2017 030-435-425	***NOT IN USE***	.00	.00	.00	.00	.00	250.00
2017 030-435-426	***NOT IN USE***	.00	.00	.00	.00	.00	
2017 030-435-427	OFFICE SUPPLIES	684.67	.00	905.72	.00	24.41-	684.67
2017 030-435-435	CRIME VICTIMS DONATION	270.00	.00	122.00	.00	121.31	270.00
2017 030-435-436	CHILD WELFARE DONATION	2,444.00	.00	1,172.00	.00	108.53	2,444.00
2017 030-435-437	CRIME STOPPERS DONATION	1,008.00	.00	1,108.00	.00	9.03-	1,200.00
	DISTRICT COURT JURY FUND EXP	6,838.43	.00	5,122.11	.00	33.51	
2017 030-455-390	MISC EXPENSES	.00	.00	13.50	.00	.00	
2017 030-455-401	PETIT JURORS	110.00	.00	12.00	.00	816.67	110.00
2017 030-455-402	***NOT IN USE***	.00	.00	.00	.00	.00	
2017 030-455-418	SOFTWARE	.00	.00	.00	.00	.00	
2017 030-455-419	COMPUTER & PERIPHERAL MAINT	.00	.00	.00	.00	.00	
2017 030-455-427	OFFICE SUPPLIES	.00	.00	.00	.00	.00	
2017 030-455-435	CRIME VICTIMS DONATION	10.00	.00	.00	.00	.00	
2017 030-455-436	CHILD WELFARE DONATION	60.00	.00	30.00	.00	100.00	60.00
2017 030-455-437	CRIME STOPPERS DONATION	40.00	.00	30.00	.00	33.33	40.00
	JP COURTS JURY FUND EXP	220.00	.00	85.50	.00	157.31	
2017 030-999-990	ACTUAL EXPENDITURES	.00	.00	.00	.00	.00	
	TOTAL JURY FUND EXPENDITURES	7,058.43	.00	5,207.61	.00	35.54	
	TOTAL DEBIT/CREDIT	99,084.06	99,084.06-	86,189.97	86,189.97-	.00	

ACCOUNT #	ACCOUNT NAME	***** CURRENT *****		***** HISTORY *****		PERCENT INCREASE	CURRENT BUDGET
		DEBIT	CREDIT	DEBIT	CREDIT		
2017 031-103-000	CASH IN BANK	.00	.00	.00	.00	.00	
2017 031-104-000	INVESTMENT - CD	.00	.00	.00	.00	.00	
2017 031-104-500	INVESTMENT - OTHER	.00	.00	.00	.00	.00	
2017 031-171-000	ESTIMATED REVENUES	.00	.00	.00	.00	.00	
2017 031-171-100	BUDGETED FUND BALANCE	.00	.00	.00	.00	.00	
	TOTAL ASSETS	.00	.00	.00	.00	.00	
<hr/>							
2017 031-201-000	VOUCHERS PAYABLE	.00	.00	.00	.00	.00	
2017 031-202-100	SALARIES PAYABLE	.00	.00	.00	.00	.00	
2017 031-241-000	APPROPRIATIONS	.00	.00	.00	.00	.00	
2017 031-241-100	BUDGETED FUND BALANCE	.00	.00	.00	.00	.00	
2017 031-243-000	ENCUMBRANCES	.00	.00	.00	.00	.00	
2017 031-244-000	RESERVE FOR ENCUMBRANCES	.00	.00	.00	.00	.00	
2017 031-271-000	FUND BALANCE	.00	.00	.00	.00	.00	
	TOTAL LIABILITY & FUND BALANCE	.00	.00	.00	.00	.00	
<hr/>							
2017 031-330-300	STATE AID - LATERAL	.00	7,272.59-	.00	7,272.59-	.00	
2017 031-370-000	MISC INCOME	.00	.00	.00	.00	.00	7,300.00-
2017 031-390-000	TRANSFERS (IN/OUT)	.00	.00	.00	.00	.00	
2017 031-399-990	ACTUAL REVENUE	.00	.00	.00	.00	.00	
	TOTAL REVENUE	.00	7,272.59-	.00	7,272.59-	.00	
<hr/>							
2017 031-612-333	PROPANE	.00	.00	.00	.00	.00	
2017 031-612-334	GASOLINE	37.91	.00	.00	.00	.00	37.91
2017 031-612-335	DIESEL	7,229.08	.00	6,808.95	.00	6.17	7,229.08
2017 031-612-336	BATTERIES, FILTERS, LUBES&TIRE	5.60	.00	463.64	.00	98.79-	5.60
2017 031-612-350	MATERIALS & SUPPLIES	.00	.00	.00	.00	.00	27.41
2017 031-612-570	CAPITAL EXPENDITURES	.00	.00	.00	.00	.00	
	PCT 1 LATERAL ROAD EXP	7,272.59	.00	7,272.59	.00	.00	
2017 031-999-990	ACTUAL EXPENDITURES	.00	.00	.00	.00	.00	
	TOTAL EXPENDITURES	7,272.59	.00	7,272.59	.00	.00	
<hr/>							
	TOTAL DEBIT/CREDIT	7,272.59	7,272.59-	7,272.59	7,272.59-	.00	

ACCOUNT #	ACCOUNT NAME	***** CURRENT *****		***** HISTORY *****		PERCENT INCREASE	CURRENT BUDGET
		DEBIT	CREDIT	DEBIT	CREDIT		
2017 032-103-000	CASH IN BANK	.00	.00	.00	.00	.00	
2017 032-104-000	INVESTMENT - CD	.00	.00	.00	.00	.00	
2017 032-104-500	INVESTMENT - OTHER	.00	.00	.00	.00	.00	
2017 032-171-000	ESTIMATED REVENUES	.00	.00	.00	.00	.00	
2017 032-171-100	BUDGETED FUND BALANCE	.00	.00	.00	.00	.00	
	TOTAL ASSETS	.00	.00	.00	.00	.00	
<hr/>							
2017 032-201-000	VOUCHERS PAYABLE	.00	.00	.00	.00	.00	
2017 032-202-100	SALARIES PAYABLE	.00	.00	.00	.00	.00	
2017 032-241-000	APPROPRIATIONS	.00	.00	.00	.00	.00	
2017 032-241-100	BUDGETED FUND BALANCE	.00	.00	.00	.00	.00	
2017 032-243-000	ENCUMBRANCES	.00	.00	.00	.00	.00	
2017 032-244-000	RESERVE FOR ENCUMBRANCES	.00	.00	.00	.00	.00	
2017 032-271-000	FUND BALANCE	.00	.00	.00	.00	.00	
	TOTAL LIABILITY & FUND BALANCE	.00	.00	.00	.00	.00	
<hr/>							
2017 032-330-300	STATE AID - LATERAL	.00	6,724.46-	.00	6,724.46-	.00	6,800.00-
2017 032-370-000	MISC INCOME	.00	.00	.00	.00	.00	
2017 032-390-000	TRANSFERS (IN/OUT)	.00	.00	.00	.00	.00	
2017 032-399-990	ACTUAL REVENUE	.00	.00	.00	.00	.00	
	TOTAL REVENUE	.00	6,724.46-	.00	6,724.46-	.00	
<hr/>							
2017 032-613-333	PROPANE	.00	.00	.00	.00	.00	
2017 032-613-334	GASOLINE	95.56	.00	.00	.00	.00	95.56
2017 032-613-335	DIESEL	4,204.48	.00	6,307.69	.00	33.34-	4,204.48
2017 032-613-336	BATTERIES, FILTERS, LUBES&TIRE	2,424.42	.00	416.77	.00	481.72	2,424.42
2017 032-613-350	MATERIALS & SUPPLIES	.00	.00	.00	.00	.00	75.54
2017 032-613-570	CAPITAL EXPENDITURES	.00	.00	.00	.00	.00	
	PCT 2 LATERAL ROAD EXP	6,724.46	.00	6,724.46	.00	.00	
2017 032-999-990	ACTUAL EXPENDITURES	.00	.00	.00	.00	.00	
	TOTAL EXPENDITURES	6,724.46	.00	6,724.46	.00	.00	
<hr/>							
	TOTAL DEBIT/CREDIT	6,724.46	6,724.46-	6,724.46	6,724.46-	.00	

ACCOUNT #	ACCOUNT NAME	***** CURRENT *****		***** HISTORY *****		PERCENT INCREASE	CURRENT BUDGET
		DEBIT	CREDIT	DEBIT	CREDIT		
2017 033-103-000	CASH IN BANK	.00	.00	.00	.00	.00	
2017 033-104-000	INVESTMENT - CD	.00	.00	.00	.00	.00	
2017 033-104-500	INVESTMENT - OTHER	.00	.00	.00	.00	.00	
2017 033-171-000	ESTIMATED REVENUES	.00	.00	.00	.00	.00	
2017 033-171-100	BUDGETED FUND BALANCE	.00	.00	.00	.00	.00	
	TOTAL ASSETS	.00	.00	.00	.00	.00	
<hr/>							
2017 033-201-000	VOUCHERS PAYABLE	.00	.00	.00	.00	.00	
2017 033-202-100	SALARIES PAYABLE	.00	.00	.00	.00	.00	
2017 033-241-000	APPROPRIATIONS	.00	.00	.00	.00	.00	
2017 033-241-100	BUDGETED FUND BALANCE	.00	.00	.00	.00	.00	
2017 033-243-000	ENCUMBRANCES	.00	.00	.00	.00	.00	
2017 033-244-000	RESERVE FOR ENCUMBRANCES	.00	.00	.00	.00	.00	
2017 033-271-000	FUND BALANCE	.00	.00	.00	.00	.00	
	TOTAL LIABILITY & FUND BALANCE	.00	.00	.00	.00	.00	
<hr/>							
2017 033-330-300	STATE AID - LATERAL	.00	9,232.36-	.00	9,232.36-	.00	
2017 033-370-000	MISC INCOME	.00	.00	.00	.00	.00	9,250.00-
2017 033-390-000	TRANSFERS (IN/OUT)	.00	.00	.00	.00	.00	
2017 033-399-990	ACTUAL REVENUE	.00	.00	.00	.00	.00	
	TOTAL REVENUE	.00	9,232.36-	.00	9,232.36-	.00	
<hr/>							
2017 033-614-333	PROPANE	.00	.00	.00	.00	.00	
2017 033-614-334	GASOLINE	128.52	.00	.00	.00	.00	
2017 033-614-335	DIESEL	8,190.01	.00	2,646.25	.00	209.49	128.52
2017 033-614-336	BATTERIES, FILTERS, LUBES&TIRE	575.44	.00	.00	.00	.00	8,190.01
2017 033-614-350	MATERIALS & SUPPLIES	338.39	.00	6,586.11	.00	94.86-	581.47
2017 033-614-570	CAPITAL EXPENDITURES	.00	.00	.00	.00	.00	350.00
	PCT 3 LATERAL ROAD EXP	9,232.36	.00	9,232.36	.00	.00	
2017 033-999-990	ACTUAL EXPENDITURES	.00	.00	.00	.00	.00	
	TOTAL EXPENDITURES	9,232.36	.00	9,232.36	.00	.00	
<hr/>							
	TOTAL DEBIT/CREDIT	9,232.36	9,232.36-	9,232.36	9,232.36-	.00	

ACCOUNT #	ACCOUNT NAME	***** CURRENT *****		***** HISTORY *****		PERCENT INCREASE	CURRENT BUDGET
		DEBIT	CREDIT	DEBIT	CREDIT		
2017 034-103-000	CASH IN BANK	.00	.00	.00	.00	.00	
2017 034-104-000	INVESTMENT - CD	.00	.00	.00	.00	.00	
2017 034-104-500	INVESTMENT -OTHER	.00	.00	.00	.00	.00	
2017 034-171-000	ESTIMATED REVENUES	.00	.00	.00	.00	.00	
2017 034-171-100	BUDGETED FUND BALANCE	.00	.00	.00	.00	.00	
	TOTAL ASSETS	.00	.00	.00	.00	.00	
<hr/>							
2017 034-201-000	VOUCHERS PAYABLE	.00	.00	.00	.00	.00	
2017 034-202-100	SALARIES PAYABLE	.00	.00	.00	.00	.00	
2017 034-241-000	APPROPRIATIONS	.00	.00	.00	.00	.00	
2017 034-241-100	BUDGETED FUND BALANCE	.00	.00	.00	.00	.00	
2017 034-243-000	ENCUMBRANCES	.00	.00	.00	.00	.00	
2017 034-244-000	RESERVE FOR ENCUMBRANCES	.00	.00	.00	.00	.00	
2017 034-271-000	FUND BALANCE	.00	.00	.00	.00	.00	
	TOTAL LIABILITY & FUND BALANCE	.00	.00	.00	.00	.00	
<hr/>							
2017 034-330-300	STATE AID - LATERAL	.00	7,392.01-	.00	7,392.01-	.00	7,400.00-
2017 034-370-000	MISC INCOME	.00	.00	.00	.00	.00	
2017 034-390-000	TRANSFERS (IN/OUT)	.00	.00	.00	.00	.00	
2017 034-399-990	ACTUAL REVENUE	.00	.00	.00	.00	.00	
	TOTAL REVENUE	.00	7,392.01-	.00	7,392.01-	.00	
<hr/>							
2017 034-615-333	PROPANE	.00	.00	.00	.00	.00	
2017 034-615-334	GASOLINE	.00	.00	.00	.00	.00	
2017 034-615-335	DIESEL	7,392.01	.00	.00	.00	.00	7,392.01
2017 034-615-336	BATTERIES, FILTERS, LUBES&TIRE	.00	.00	453.64	.00	.00	
2017 034-615-350	MATERIALS & SUPPLIES	.00	.00	6,938.37	.00	.00	7.99
2017 034-615-570	CAPITAL EXPENDITURES	.00	.00	.00	.00	.00	
	PCT 4 LATERAL ROAD EXP	7,392.01	.00	7,392.01	.00	.00	
2017 034-999-990	ACTUAL EXPENDITURES	.00	.00	.00	.00	.00	
	TOTAL EXPENDITURES	7,392.01	.00	7,392.01	.00	.00	
<hr/>							
	TOTAL DEBIT/CREDIT	7,392.01	7,392.01-	7,392.01	7,392.01-	.00	



ACCOUNT #	ACCOUNT NAME	***** CURRENT *****		***** HISTORY *****		PERCENT INCREASE	CURRENT BUDGET
		DEBIT	CREDIT	DEBIT	CREDIT		
2017 045-103-000	CASH IN BANK	.00	.00	.00	.00	.00	
2017 045-104-000	INVESTMENT - CD	.00	.00	.00	.00	.00	
2017 045-104-500	INVESTMENT - OTHER	.00	.00	.00	.00	.00	
2017 045-171-000	ESTIMATED REVENUES	.00	.00	.00	.00	.00	
2017 045-171-100	BUDGETED FUND BALANCE	.00	.00	.00	.00	.00	
	TOTAL ASSETS	.00	.00	.00	.00	.00	
<hr/>							
2017 045-201-000	VOUCHERS PAYABLE	.00	.00	.00	.00	.00	
2017 045-202-100	SALARIES PAYABLE	.00	.00	.00	.00	.00	
2017 045-241-000	APPROPRIATIONS	.00	.00	.00	.00	.00	
2017 045-241-100	BUDGETED FUND BALANCE	.00	.00	.00	.00	.00	
2017 045-243-000	ENCUMBRANCES	.00	.00	.00	.00	.00	
2017 045-244-000	RESERVE FOR ENCUMBRANCES	.00	.00	.00	.00	.00	
2017 045-271-000	FUND BALANCE	.00	.00	.00	.00	.00	
	TOTAL LIABILITY & FUND BALANCE	.00	.00	.00	.00	.00	
<hr/>							
2017 045-360-000	INTEREST - NOW ACCT	.00	.00	.00	.00	.00	
2017 045-370-000	MISC INCOME	.00	.00	.00	.00	.00	
2017 045-390-000	TRANSFERS - IN	.00	.00	.00	.00	.00	
2017 045-399-990	ACTUAL REVENUE	.00	.00	.00	.00	.00	
	TOTAL REVENUE	.00	.00	.00	.00	.00	
<hr/>							
2017 045-512-300	TRANSFERS - OUT	.00	.00	.00	.00	.00	
2017 045-512-390	MISC EXPENSE	.00	.00	.00	.00	.00	
2017 045-512-391	MISC EXPENSE	.00	.00	.00	.00	.00	
2017 045-512-392	MISC EXPENSE	.00	.00	.00	.00	.00	
2017 045-512-400	CONTRACT/ARCHETYPE	.00	.00	.00	.00	.00	
	LAW ENF CENTER EXP	.00	.00	.00	.00	.00	
2017 045-999-990	ACTUAL EXPENDITURES	.00	.00	.00	.00	.00	
	TOTAL EXPENDITURES	.00	.00	.00	.00	.00	
<hr/>							
	TOTAL DEBIT/CREDIT	.00	.00	.00	.00	.00	

ACCOUNT #	ACCOUNT NAME	***** CURRENT ***** DEBIT	***** CREDIT *****	***** HISTORY ***** DEBIT	***** CREDIT *****	PERCENT INCREASE	CURRENT BUDGET
2017 047-103-000	CASH IN BANK	35,804.43	.00	39,853.50	.00	10.16-	
2017 047-104-000	INVESTMENT - CD	.00	.00	.00	.00	.00	
2017 047-104-500	INVESTMENT - OTHER	.00	.00	.00	.00	.00	
2017 047-131-100	DUE FROM CLEARING	.00	.00	.00	.00	.00	
2017 047-171-000	ESTIMATED REVENUES	.00	.00	.00	.00	.00	
2017 047-171-100	BUDGETED FUND BALANCE	.00	.00	.00	.00	.00	
	TOTAL ASSETS	35,804.43	.00	39,853.50	.00	10.16-	
		-----	-----	-----	-----		
2017 047-201-000	VOUCHERS PAYABLE	.00	.00	.00	.00	.00	
2017 047-202-100	SALARIES PAYABLE	.00	.00	.00	.00	.00	
2017 047-207-010	DUE TO GENERAL ACCT	.00	.00	.00	.00	.00	
2017 047-241-000	APPROPRIATIONS	.00	.00	.00	.00	.00	
2017 047-241-100	BUDGETED FUND BALANCE	.00	.00	.00	.00	.00	
2017 047-243-000	ENCUMBRANCES	.00	.00	.00	.00	.00	
2017 047-244-000	RESERVE FOR ENCUMBRANCES	.00	.00	.00	.00	.00	
2017 047-271-000	FUND BALANCE	.00	39,853.50-	.00	42,300.72-	5.79-	
	TOTAL LIABILITY & FUND BALANCE	.00	39,853.50-	.00	42,300.72-	5.79-	
		-----	-----	-----	-----		
2017 047-352-000	FORFEITURES	.00	.00	.00	.00	.00	
2017 047-360-000	INTEREST - NOW ACCT	.00	91.18-	.00	105.22-	13.34-	
2017 047-360-100	INTEREST - CD	.00	.00	.00	.00	.00	
2017 047-360-200	INTEREST - INVESTMENT	.00	.00	.00	.00	.00	
2017 047-370-000	MISC INCOME	.00	.00	.00	4,643.66-	.00	
2017 047-390-000	TRANSFERS - IN	.00	.00	.00	.00	.00	
2017 047-399-990	ACTUAL REVENUE	.00	.00	.00	.00	.00	
	TOTAL REVENUE	.00	91.18-	.00	4,748.88-	98.08-	
		-----	-----	-----	-----		
2017 047-560-300	TRANSFERS - OUT	.00	.00	.00	.00	.00	
2017 047-560-310	OFFICE EQUIP & SUPPLIES	.00	.00	.00	.00	.00	
2017 047-560-390	OTHER EXPENSES	1,000.00	.00	.00	.00	.00	1,000.00
2017 047-560-450	VEHICLES-REPAIRS-ENHANCEMENT	.00	.00	.00	.00	.00	
2017 047-560-460	FIREARMS & ACCESSORIES	3,140.25	.00	7,196.10	.00	56.36-	3,140.25
2017 047-560-470	PMTS TO OTHER AGENCIES	.00	.00	.00	.00	.00	
2017 047-560-590	COMMUNICATIONS EQUIPMENT	.00	.00	.00	.00	.00	
	FORFEITURE EXP	4,140.25	.00	7,196.10	.00	42.47-	
2017 047-999-990	ACTUAL EXPENDITURES	.00	.00	.00	.00	.00	
	TOTAL EXPENDITURES	4,140.25	.00	7,196.10	.00	42.47-	
		-----	-----	-----	-----		
	TOTAL DEBIT/CREDIT	39,944.68	39,944.68-	47,049.60	47,049.60-	.00	

ACCOUNT #	ACCOUNT NAME	***** DEBIT	CURRENT CREDIT	***** DEBIT	HISTORY CREDIT	***** INCREASE	CURRENT BUDGET
2017 048-103-000	CASH IN BANK		58,051.73	.00	57,141.52	.00	1.59
2017 048-104-000	INVESTMENT - CD		.00	.00	.00	.00	.00
2017 048-104-500	INVESTMENT - OTHER		.00	.00	.00	.00	.00
2017 048-171-000	ESTIMATED REVENUES		.00	.00	.00	.00	.00
2017 048-171-100	BUDGETED FUND BALANCE		.00	.00	.00	.00	.00
	TOTAL ASSETS		58,051.73	.00	57,141.52	.00	1.59
<hr/>							
2017 048-201-000	VOUCHERS PAYABLE	.00	.00	.00	.00	.00	.00
2017 048-202-100	SALARIES PAYABLE	.00	.00	.00	.00	.00	.00
2017 048-241-000	APPROPRIATIONS	.00	.00	.00	.00	.00	.00
2017 048-241-100	BUDGETED FUND BALANCE	.00	.00	.00	.00	.00	.00
2017 048-243-000	ENCUMBRANCES	.00	.00	.00	.00	.00	.00
2017 048-244-000	RESERVE FOR ENCUMBRANCES	.00	.00	.00	.00	.00	.00
2017 048-271-000	FUND BALANCE	.00	57,141.52-	.00	79,023.53-	27.69-	.00
	TOTAL LIABILITY & FUND BALANCE	.00	57,141.52-	.00	79,023.53-	27.69-	
<hr/>							
2017 048-352-000	FORFEITURES	.00	19,620.93-	.00	1,600.00-	1126.31	
2017 048-360-000	INTEREST - NOW ACCT	.00	144.42-	.00	164.99-	12.47-	
2017 048-360-100	INTEREST - CD	.00	.00	.00	.00	.00	
2017 048-360-200	INTEREST - INVESTMENT	.00	.00	.00	.00	.00	
2017 048-370-000	MISC INCOME	.00	.00	.00	.00	.00	
2017 048-390-000	TRANSFERS - IN	.00	.00	.00	.00	.00	
2017 048-399-990	ACTUAL REVENUE	.00	.00	.00	.00	.00	
	TOTAL REVENUE	.00	19,765.35-	.00	1,764.99-	1019.86	
<hr/>							
2017 048-476-300	TRANSFERS - OUT	.00	.00	.00	.00	.00	
2017 048-476-305	SALARY SUPPLEMENTS	.00	.00	.00	.00	.00	
2017 048-476-425	EDUCATION & TRAINING	.00	.00	.00	.00	.00	
2017 048-476-427	SUPPLIES	.00	.00	.00	.00	.00	
2017 048-476-428	EQUIPMENT	.00	.00	.00	.00	.00	
2017 048-476-470	DISTRIBUTIONS	18,855.14	.00	23,647.00	.00	20.26-	18,855.14
	DIST ATTY FORFEIT EXP	18,855.14	.00	23,647.00	.00	20.26-	
2017 048-999-990	ACTUAL EXPENDITURES	.00	.00	.00	.00	.00	
	TOTAL EXPENDITURES	18,855.14	.00	23,647.00	.00	20.26-	
<hr/>							
	TOTAL DEBIT/CREDIT	76,906.87	76,906.87-	80,788.52	80,788.52-	.00	

ACCOUNT #	ACCOUNT NAME	***** CURRENT *****		***** HISTORY *****		PERCENT INCREASE	CURRENT BUDGET
		DEBIT	CREDIT	DEBIT	CREDIT		
2017 050-103-000	CASH IN BANK	4,761.76	.00	4,753.18	.00	.18	
2017 050-104-000	INVESTMENT - CD	.00	.00	.00	.00	.00	
2017 050-104-500	INVESTMENT -OTHER	.00	.00	.00	.00	.00	
2017 050-171-000	ESTIMATED REVENUES	.00	.00	.00	.00	.00	
2017 050-171-100	BUDGETED FUND BALANCE	.00	.00	.00	.00	.00	
	TOTAL ASSETS	4,761.76	.00	4,753.18	.00	.18	
<hr/>							
2017 050-201-000	VOUCHERS PAYABLE	.00	.00	.00	.00	.00	
2017 050-202-100	SALARIES PAYABLE	.00	.00	.00	.00	.00	
2017 050-241-000	APPROPRIATIONS	.00	.00	.00	.00	.00	
2017 050-241-100	BUDGETED FUND BALANCE	.00	.00	.00	.00	.00	
2017 050-243-000	ENCUMBRANCES	.00	.00	.00	.00	.00	
2017 050-244-000	RESERVE FOR ENCUMBRANCES	.00	.00	.00	.00	.00	
2017 050-271-000	FUND BALANCE	.00	4,753.18-	.00	4,753.18-	.00	
	TOTAL LIABILITY & FUND BALANCE	.00	4,753.18-	.00	4,753.18-	.00	
<hr/>							
2017 050-352-000	FORFEITURE	.00	.00	.00	.00	.00	
2017 050-360-000	INTEREST-NOW ACCT	.00	8.58-	.00	.00	.00	
2017 050-360-100	INTEREST - CD	.00	.00	.00	.00	.00	
2017 050-360-200	INTEREST - INVESTMENT	.00	.00	.00	.00	.00	
2017 050-370-000	MISC INCOME	.00	.00	.00	.00	.00	
2017 050-390-000	TRANSFERS - IN	.00	.00	.00	.00	.00	
2017 050-399-990	ACTUAL REVENUE	.00	.00	.00	.00	.00	
	TOTAL REVENUE	.00	8.58-	.00	.00	.00	
<hr/>							
2017 050-475-300	TRANSFERS - OUT	.00	.00	.00	.00	.00	
2017 050-475-305	SALARY SUPPLEMENTS	.00	.00	.00	.00	.00	
2017 050-475-425	EDUCATION & TRAINING	.00	.00	.00	.00	.00	
2017 050-475-427	SUPPLIES	.00	.00	.00	.00	.00	
2017 050-475-428	EQUIPMENT	.00	.00	.00	.00	.00	
2017 050-475-470	***NOT IN USE***	.00	.00	.00	.00	.00	
	CO ATTY FORFEIT EXP	.00	.00	.00	.00	.00	
2017 050-999-990	ACTUAL EXPENDITURES	.00	.00	.00	.00	.00	
	TOTAL EXPENDITURES	.00	.00	.00	.00	.00	
<hr/>							
	TOTAL DEBIT/CREDIT	4,761.76	4,761.76-	4,753.18	4,753.18-	.00	

ACCOUNT #	ACCOUNT NAME	***** CURRENT *****		***** HISTORY *****		PERCENT	CURRENT
		DEBIT	CREDIT	DEBIT	CREDIT	INCREASE	BUDGET
2017 052-103-000	CASH IN BANK	5,369.59	.00	4,846.30	.00	10.80	
2017 052-104-000	INVESTMENT- CD	.00	.00	.00	.00	.00	
2017 052-171-000	ESTIMATED REVENUES	.00	.00	.00	.00	.00	
2017 052-171-100	BUDGETED FUND BALANCE	.00	.00	.00	.00	.00	
	TOTAL ASSETS	5,369.59	.00	4,846.30	.00	10.80	
<hr/>							
2017 052-201-000	VOUCHERS PAYABLE	.00	.00	.00	.00	.00	
2017 052-202-100	SALARIES PAYABLE	.00	.00	.00	.00	.00	
2017 052-241-000	APPROPRIATIONS	.00	.00	.00	.00	.00	
2017 052-241-100	BUDGETED FUND BALANCE	.00	.00	.00	.00	.00	
2017 052-243-000	ENCUMBRANCES	.00	.00	.00	.00	.00	
2017 052-244-000	RESERVE FOR ENCUMBRANCES	.00	.00	.00	.00	.00	
2017 052-271-000	FUND BALANCE	.00	4,846.30-	.00	7,195.71-	32.65-	
	TOTAL LIABILITY & FUND BALANCE	.00	4,846.30-	.00	7,195.71-	32.65-	
<hr/>							
2017 052-341-000	PRE-TRIAL DIVERSION FEES	.00	2,534.50-	.00	2,809.80-	9.80-	
2017 052-360-000	INTEREST-NOW ACCT	.00	9.17-	.00	12.91-	28.97-	
2017 052-366-000	MISCELLANEOUS INCOME	.00	.00	.00	.00	.00	
2017 052-370-000	OTHER REVENUE	.00	.00	.00	.00	.00	
2017 052-390-000	TRANSFERS-IN	.00	.00	.00	.00	.00	
2017 052-399-990	ACTUAL REVENUE	.00	.00	.00	.00	.00	
	TOTAL REVENUE	.00	2,543.67-	.00	2,822.71-	9.89-	
<hr/>							
2017 052-570-334	GASOLINE	.00	.00	.00	.00	.00	
2017 052-570-336	BATTERIES,FILTERS,LUBES&TIRE	.00	.00	.00	.00	.00	
2017 052-570-337	RPR & MAINT ROLLING STOCK	.00	.00	.00	.00	.00	
2017 052-570-339	RPR & MAINT EQUIPMENT	.00	.00	.00	.00	.00	
2017 052-570-340	UNIFORMS	.00	.00	.00	.00	.00	
2017 052-570-341	POSTAGE	.00	.00	37.50	.00	.00	
2017 052-570-343	AMMO & FIREARM ACCESSORIES	.00	.00	.00	.00	.00	
2017 052-570-390	MISC EXPENSES	.00	.00	.00	.00	.00	
2017 052-570-401	PHONES & INTERNET	.00	.00	68.75	.00	.00	
2017 052-570-402	REFERENCE MATERIALS	.00	.00	.00	.00	.00	
2017 052-570-403	DUES & SUBSCRIPTIONS	.00	.00	.00	.00	.00	
2017 052-570-404	INTEREST & FINANCE CHGS	.00	.00	.00	.00	.00	
2017 052-570-418	SOFTWARE	.00	.00	.00	.00	.00	
2017 052-570-419	COMPUTER & PERIPHERAL MAINT	.00	.00	162.36	.00	.00	
2017 052-570-422	INSURANCE-AUTO	84.38	.00	705.50	.00	88.04-	
2017 052-570-425	EDUCATION & TRAINING	.00	.00	.00	.00	.00	
2017 052-570-426	TRAVEL EXPENSES	.00	.00	239.25	.00	.00	
		.00	.00	.00	.00	.00	

ACCOUNT #	ACCOUNT NAME	***** CURRENT ***** DEBIT	***** CREDIT *****	***** HISTORY ***** DEBIT	***** CREDIT *****	PERCENT INCREASE	CURRENT BUDGET
2017 052-570-427	OFFICE SUPPLIES	1,406.02	.00	1,407.65	.00	.12-	
2017 052-570-428	OFFICE EQUIPMENT	529.98	.00	2,471.31	.00	78.55-	
2017 052-570-430	LEGAL NOTICES & PUBLICATIONS	.00	.00	79.80	.00	.00	
2017 052-570-486	PROFESSIONAL SERVICES	.00	.00	.00	.00	.00	
	PRE-TRIAL DIVERSION EXPENSES	2,020.38	.00	5,172.12	.00	60.94-	
2017 052-700-000	TRANSFER OUT	.00	.00	.00	.00	.00	
2017 052-999-990	ACTUAL EXPENDITURES	.00	.00	.00	.00	.00	
	TOTAL EXPENDITURES	2,020.38	.00	5,172.12	.00	60.94-	
	TOTAL DEBIT/CREDIT	7,389.97	7,389.97-	10,018.42	10,018.42-	.00	

ACCOUNT #	ACCOUNT NAME	***** CURRENT *****		***** HISTORY *****		PERCENT INCREASE	CURRENT BUDGET
		DEBIT	CREDIT	DEBIT	CREDIT		
2017 059-103-000	CASH IN BANK	154,393.31	.00	85,658.52	.00	80.24	
2017 059-104-000	INVESTMENT - CD	.00	.00	.00	.00	.00	
2017 059-104-500	INVESTMENT - OTHER	.00	.00	.00	.00	.00	
2017 059-171-000	ESTIMATED REVENUES	.00	.00	.00	.00	.00	
2017 059-171-100	BUDGETED FUND BALANCE	.00	.00	.00	.00	.00	
	TOTAL ASSETS	154,393.31	.00	85,658.52	.00	80.24	
-----							
2017 059-201-000	VOUCHERS PAYABLE	.00	.00	.00	.00	.00	
2017 059-202-100	SALARIES PAYABLE	.00	.00	.00	.00	.00	
2017 059-241-000	APPROPRIATIONS	.00	.00	.00	.00	.00	
2017 059-241-100	BUDGETED FUND BALANCE	.00	.00	.00	.00	.00	
2017 059-243-000	ENCUMBRANCES	.00	.00	.00	.00	.00	
2017 059-244-000	RESERVE FOR ENCUMBRANCES	.00	.00	.00	.00	.00	
2017 059-271-000	FUND BALANCE	.00	85,658.52-	.00	179,323.57-	52.23-	
	TOTAL LIABILITY & FUND BALANCE	.00	85,658.52-	.00	179,323.57-	52.23-	
-----							
2017 059-310-000	AD VALOREM TAXES	.00	268,181.93-	.00	255,639.50-	4.91	257,990.00-
2017 059-360-000	INTEREST - NOW ACCT	.00	552.86-	.00	695.45-	20.50-	775.00-
2017 059-360-100	INTEREST - CD	.00	.00	.00	.00	.00	
2017 059-360-200	INTEREST - INVESTMENT	.00	.00	.00	.00	.00	
2017 059-370-000	MISC INCOME	.00	.00	.00	.00	.00	
2017 059-390-000	TRANSFERS IN	.00	.00	.00	.00	.00	
2017 059-399-990	ACTUAL REVENUE	.00	.00	.00	.00	.00	
	TOTAL REVENUE	.00	268,734.79-	.00	256,334.95-	4.84	
-----							
2017 059-625-300	TRANSFERS OUT	200,000.00	.00	350,000.00	.00	42.86-	200,000.00
2017 059-625-330	MISCELLANEOUS EXPENSE	.00	.00	.00	.00	.00	
2017 059-625-390	MISC EXPENSES	.00	.00	.00	.00	.00	
	CONTINGENCY EXPENSE	200,000.00	.00	350,000.00	.00	42.86-	
2017 059-999-990	ACTUAL EXPENDITURES	.00	.00	.00	.00	.00	
	TOTAL EXPENDITURES	200,000.00	.00	350,000.00	.00	42.86-	
-----							
	TOTAL DEBIT/CREDIT	354,393.31	354,393.31-	435,658.52	435,658.52-	.00	

ACCOUNT #	ACCOUNT NAME	***** CURRENT *****		***** HISTORY *****		PERCENT INCREASE	CURRENT BUDGET
		DEBIT	CREDIT	DEBIT	CREDIT		
2017 060-103-000	CASH IN BANK	172,797.46	.00	173,636.53	.00	.48-	
2017 060-104-000	INVESTMENT - CD	.00	.00	.00	.00	.00	
2017 060-104-500	INVESTMENT - OTHER	.00	.00	.00	.00	.00	
2017 060-121-000	PROPERTY TAXES RECEIVABLE	236,543.05	.00	236,543.05	.00	.00	
2017 060-121-100	ALLOW - PROPERTY TAXES	11,789.70-	.00	11,789.70-	.00	.00	
2017 060-171-000	ESTIMATED REVENUES	.00	.00	.00	.00	.00	
2017 060-171-100	BUDGETED FUND BALANCE	.00	.00	.00	.00	.00	
	TOTAL ASSETS	397,550.81	.00	398,389.88	.00	.21-	
<hr/>							
2017 060-201-000	VOUCHERS PAYABLE	.00	.00	.00	.00	.00	
2017 060-202-100	SALARIES PAYABLE	.00	.00	.00	.00	.00	
2017 060-205-000	DEFERRED TAX REVENUES	.00	224,752.93-	.00	224,752.93-	.00	
2017 060-241-000	APPROPRIATIONS	.00	.00	.00	.00	.00	
2017 060-241-100	BUDGETED FUND BALANCE	.00	.00	.00	.00	.00	
2017 060-243-000	ENCUMBRANCES	.00	.00	.00	.00	.00	
2017 060-244-000	RESERVE FOR ENCUMBRANCES	.00	.00	.00	.00	.00	
2017 060-271-000	FUND BALANCE	.00	173,636.95-	.00	165,737.24-	4.77	
	TOTAL LIABILITY & FUND BALANCE	.00	398,389.88-	.00	390,490.17-	2.02	
<hr/>							
2017 060-318-000	DEBT TAX	.00	237,586.89-	.00	235,270.02-	.98	231,616.00-
2017 060-360-000	INTEREST - NOW ACCT	.00	299.04-	.00	304.69-	1.85-	350.00-
2017 060-360-100	INTEREST - CD	.00	.00	.00	.00	.00	
2017 060-360-200	INTEREST - INVESTMENT	.00	.00	.00	.00	.00	
2017 060-370-000	MISC INCOME	.00	.00	.00	.00	.00	
2017 060-390-000	TRANSFERS IN	.00	.00	.00	.00	.00	
2017 060-399-990	ACTUAL REVENUE	.00	.00	.00	.00	.00	
	TOTAL REVENUE	.00	237,885.93-	.00	235,574.71-	.98	
<hr/>							
2017 060-680-630	PRINCIPAL PAYMENT	205,000.00	.00	190,000.00	.00	7.89	205,000.00
2017 060-680-650	INTEREST PAYMENT	33,325.00	.00	37,275.00	.00	10.60-	33,325.00
2017 060-680-651	ADMINISTRATIVE FEE	400.00	.00	400.00	.00	.00	400.00
	I & S EXP	238,725.00	.00	227,675.00	.00	4.85	
2017 060-999-990	ACTUAL EXPENDITURES	.00	.00	.00	.00	.00	
	TOTAL EXPENDITURES	238,725.00	.00	227,675.00	.00	4.85	
<hr/>							
	TOTAL DEBIT/CREDIT	636,275.81	636,275.81-	626,064.88	626,064.88-	.00	



ACCOUNT #	ACCOUNT NAME	***** CURRENT *****		***** HISTORY *****		PERCENT INCREASE	CURRENT BUDGET
		DEBIT	CREDIT	DEBIT	CREDIT		
2017 075-103-000	CASH IN BANK	68,622.34	.00	108,478.32	.00	36.74-	
2017 075-104-000	INVESTMENT - CD	.00	.00	.00	.00	.00	
2017 075-104-500	INVESTMENT - OTHER	.00	.00	.00	.00	.00	
2017 075-171-000	ESTIMATED REVENUES	.00	.00	.00	.00	.00	
2017 075-171-100	BUDGETED FUND BALANCE	.00	.00	.00	.00	.00	
	TOTAL ASSETS	68,622.34	.00	108,478.32	.00	36.74-	
<hr/>							
2017 075-201-000	VOUCHERS PAYABLE	.00	.00	.00	.00	.00	
2017 075-202-100	SALARIES PAYABLE	.00	.00	.00	.00	.00	
2017 075-241-000	APPROPRIATIONS	.00	.00	.00	.00	.00	
2017 075-241-100	BUDGETED FUND BALANCE	.00	.00	.00	.00	.00	
2017 075-243-000	ENCUMBRANCES	.00	.00	.00	.00	.00	
2017 075-244-000	RESERVE FOR ENCUMBRANCES	.00	.00	.00	.00	.00	
2017 075-271-000	FUND BALANCE	.00	108,478.32-	.00	158,423.01-	31.53-	
	TOTAL LIABILITY & FUND BALANCE	.00	108,478.32-	.00	158,423.01-	31.53-	
<hr/>							
2017 075-310-000	AD VALOREM TAXES	.00	71,515.19-	.00	68,170.51-	4.91	68,798.00-
2017 075-360-000	INTEREST - NOW ACCT	.00	210.52-	.00	445.00-	52.69-	450.00-
2017 075-360-100	INTEREST - CD	.00	.00	.00	.00	.00	
2017 075-360-200	INTEREST - INVESTMENT	.00	.00	.00	.00	.00	
2017 075-370-000	MISC INCOME	.00	.00	.00	.00	.00	
2017 075-390-000	TRANSFERS IN	.00	.00	.00	.00	.00	
2017 075-399-990	ACTUAL REVENUE	.00	.00	.00	.00	.00	
	TOTAL REVENUE	.00	71,725.71-	.00	68,615.51-	4.53	
<hr/>							
2017 075-510-390	MISC EXPENSES	.00	.00	.00	.00	.00	
2017 075-510-450	BUILDING ADDITIONS & UPGRADE	.00	.00	8,805.00	.00	.00	
2017 075-510-451	BUILDING MAJOR REPAIRS	59,784.44	.00	109,755.20	.00	45.53-	59,784.44
2017 075-510-530	CAPITAL OUTLAY	51,797.25	.00	.00	.00	.00	51,797.25
2017 075-510-625	TRANSFERS OUT	.00	.00	.00	.00	.00	
	PERMANENT IMPROVEMENT EXP	111,581.69	.00	118,560.20	.00	5.89-	
2017 075-999-990	ACTUAL EXPENDITURES	.00	.00	.00	.00	.00	
	TOTAL EXPENDITURES	111,581.69	.00	118,560.20	.00	5.89-	
<hr/>							
	TOTAL DEBIT/CREDIT	180,204.03	180,204.03-	227,038.52	227,038.52-	.00	

ACCOUNT #	ACCOUNT NAME	***** CURRENT *****		***** HISTORY *****		PERCENT INCREASE	CURRENT BUDGET
		DEBIT	CREDIT	DEBIT	CREDIT		
2017 076-103-000	CASH IN BANK	.00	.00	.00	.00	.00	
2017 076-104-500	INVESTMENT/OTHER	.00	.00	.00	.00	.00	
2017 076-171-000	ESTIMATED REVENUES	.00	.00	.00	.00	.00	
2017 076-171-100	BUDGETED FUND BALANCE	.00	.00	.00	.00	.00	
	TOTAL ASSETS	.00	.00	.00	.00	.00	
		-----	-----	-----	-----		
2017 076-201-000	VOUCHERS PAYABLE	.00	.00	.00	.00	.00	
2017 076-202-100	SALARIES PAYABLE	.00	.00	.00	.00	.00	
2017 076-241-000	APPROPRIATIONS	.00	.00	.00	.00	.00	
2017 076-241-100	BUDGETED FUND BALANCE	.00	.00	.00	.00	.00	
2017 076-243-000	ENCUMBRANCES	.00	.00	.00	.00	.00	
2017 076-244-000	RESERVE FOR ENCUMBRANCES	.00	.00	.00	.00	.00	
2017 076-271-000	FUND BALANCE	.00	.00	.00	.00	.00	
	TOTAL LIABILITY & FUND BALANCE	.00	.00	.00	.00	.00	
		-----	-----	-----	-----		
2017 076-360-000	INTEREST - NOW	.00	.00	.00	.00	.00	
2017 076-360-200	BOND MONIES	.00	.00	.00	.00	.00	
2017 076-370-000	MISC INCOME	.00	.00	.00	.00	.00	
2017 076-390-000	TRANSFERS - IN	.00	.00	.00	.00	.00	
2017 076-399-990	ACTUAL REVENUE	.00	.00	.00	.00	.00	
	TOTAL REVENUE	.00	.00	.00	.00	.00	
		-----	-----	-----	-----		
2017 076-512-300	TRANSFERS - OUT	.00	.00	.00	.00	.00	
2017 076-512-400	CONST MGMT FEE	.00	.00	.00	.00	.00	
2017 076-512-500	SITWORK-EARTHWORK	.00	.00	.00	.00	.00	
2017 076-512-501	SITWORK-PAVING	.00	.00	.00	.00	.00	
2017 076-512-502	CONCRETE	.00	.00	.00	.00	.00	
2017 076-512-530	FIRE STANDPIPE-SPRINKLER	.00	.00	.00	.00	.00	
2017 076-512-531	MASONRY	.00	.00	.00	.00	.00	
2017 076-512-532	PLUMBING	.00	.00	.00	.00	.00	
2017 076-512-533	METALS	.00	.00	.00	.00	.00	
2017 076-512-534	WOOD AND PLASTIC	.00	.00	.00	.00	.00	
2017 076-512-535	THERMAL/MOISTURE PROTECTION	.00	.00	.00	.00	.00	
2017 076-512-536	DOORS & WINDOWS	.00	.00	.00	.00	.00	
2017 076-512-537	FINISHES	.00	.00	.00	.00	.00	
2017 076-512-538	SPECIALTIES	.00	.00	.00	.00	.00	
2017 076-512-539	FURNISHINGS	.00	.00	.00	.00	.00	
2017 076-512-540	SPECIAL CONSTRUCTION	.00	.00	.00	.00	.00	
2017 076-512-541	CONVEYING SYSTEM	.00	.00	.00	.00	.00	
2017 076-512-542	MECHINICAL	.00	.00	.00	.00	.00	

ACCOUNT #	ACCOUNT NAME	***** CURRENT DEBIT	***** CREDIT	***** HISTORY DEBIT	***** CREDIT	PERCENT INCREASE	CURRENT BUDGET
2017 076-512-543	ELECTRICAL	.00	.00	.00	.00	.00	
2017 076-512-544	DVCI REIMBURSABLES	.00	.00	.00	.00	.00	
2017 076-512-545	CONTINGENCY	.00	.00	.00	.00	.00	
2017 076-512-570	EQUIPMENT	.00	.00	.00	.00	.00	
2017 076-512-590	GENERAL REQUIREMENTS	.00	.00	.00	.00	.00	
	JAIL CONSTRUCTION EXP	.00	.00	.00	.00	.00	
2017 076-999-990	ACTUAL EXPENDITURES	.00	.00	.00	.00	.00	
	TOTAL EXPENDITURES	.00	.00	.00	.00	.00	
	TOTAL DEBIT/CREDIT	.00	.00	.00	.00	.00	

ACCOUNT #	ACCOUNT NAME	***** CURRENT *****		***** HISTORY *****		PERCENT	CURRENT
		DEBIT	CREDIT	DEBIT	CREDIT	INCREASE	BUDGET
2017 088-103-000	CASH IN BANK	117,901.45	.00	102,196.48	.00	15.37	
2017 088-104-000	INVESTMENT - CD	.00	.00	.00	.00	.00	
2017 088-104-500	INVESTMENT - OTHER	.00	.00	.00	.00	.00	
2017 088-131-100	DUE FROM CLEARING	.00	.00	.00	.00	.00	
2017 088-171-000	ESTIMATED REVENUES	.00	.00	.00	.00	.00	
2017 088-171-100	BUDGETED FUND BALANCE	.00	.00	.00	.00	.00	
	TOTAL ASSETS	117,901.45	.00	102,196.48	.00	15.37	
		-----		-----			
2017 088-201-000	VOUCHERS PAYABLE	.00	.00	.00	.00	.00	
2017 088-202-100	SALARIES PAYABLE	.00	.00	.00	.00	.00	
2017 088-220-000	DUE TO GENERAL	.00	.00	.00	.00	.00	
2017 088-223-101	TIME PAYMENT FEE	.00	39,277.95-	.00	37,608.78-	4.44	
2017 088-223-104	CMI	.00	.00	.00	.00	.00	
2017 088-223-111	RECORDS PRESERVATION	.00	28,748.79-	.00	25,945.95-	10.80	
2017 088-223-112	JUSTICE CRT TECH FUNDS	.00	13,035.19-	.00	9,063.66-	43.82	
2017 088-223-113	COURTHOUSE SECURITY	.00	9,964.30-	.00	3,080.15-	223.50	
2017 088-223-119	COURT RPT SERVICE	.00	23,786.16-	.00	22,542.76-	5.52	
2017 088-223-120	BAIL BOND FEE	.00	.00	.00	.00	.00	
2017 088-223-121	JUV CRIME & DEL	.00	.00	.00	.00	.00	
2017 088-223-122	FUGITIVE APPREHEND	.00	.00	.00	.00	.00	
2017 088-223-123	CONSOLIDTED CT COST	.00	.00	.00	.00	.00	
2017 088-223-124	STATE TRAFFIC FEE	.00	.00	.00	.00	.00	
2017 088-223-125	CRIMINAL JUSTICE	.00	.00	.00	.00	.00	
2017 088-223-126	LAW ENFORCEMENT	.00	.00	.00	.00	.00	
2017 088-223-127	VICTIM OF CRIME	.00	.00	.00	.00	.00	
2017 088-223-128	ARREST FEES	.00	.00	.00	.00	.00	
2017 088-223-129	JUDICIAL TRAINING	.00	.00	.00	.00	.00	
2017 088-223-130	TFC	.00	.00	.00	.00	.00	
2017 088-223-131	GENERAL REVENUE	.00	.00	.00	.00	.00	
2017 088-223-132	B.A.T.	.00	.00	.00	.00	.00	
2017 088-223-133	JUV PROB DIVERSION	.00	.00	.00	.00	.00	
2017 088-223-134	SEAT BELT	.00	.00	.00	.00	.00	
2017 088-223-135	SAFETY SEAT/SEAT BELT FINES	.00	.00	.00	.00	.00	
2017 088-223-136	CIVIL FILING FEES-DIST CLERK	.00	.00	.00	.00	.00	
2017 088-223-137	DIST.CLERK CRIMINAL FILING F	.00	.00	.00	.00	.00	
2017 088-223-138	CIVIL FILING FEES-CO CLERK	.00	.00	.00	.00	.00	
2017 088-223-139	CRIMINAL FILING FEES-CO CLER	.00	.00	.00	.00	.00	
2017 088-223-140	DNA TESTING FEES	.00	.00	.00	.00	.00	
2017 088-223-141	SEX ASSAULT/SUBST ABUSE PRGM	.00	.00	.00	.00	.00	
2017 088-223-142	EMSF TRAUMA FUND	.00	.00	.00	.00	.00	
2017 088-223-143	LICENSE & WEIGHTS	.00	.00	.00	.00	.00	
2017 088-223-144	STATE LAW ENFORCEMENT FEE	.00	.00	.00	.00	.00	
2017 088-223-145	INDIGENT LEGAL CLS	.00	.00	.00	.00	.00	
2017 088-223-146	FAILURE TO APPEAR FEES	.00	.00	.00	.00	.00	
2017 088-223-147	JURY REIMBURSEMENT FEE	.00	.00	.00	.00	.00	
2017 088-223-148	JUDICIAL SUPPORT FEE	.00	1,186.82	.00	.00	.00	
2017 088-223-149	FAMILY PROTECTION FEE	.00	.00	.00	.00	.00	
2017 088-223-150	SPECIALTY COURT	.00	.00	.00	.00	.00	
2017 088-223-151	CRIMINAL INDIGENT FUND	.00	.00	.00	.00	.00	
2017 088-223-152	MOVING VIOLATION FEE	.00	.00	.00	.00	.00	

ACCOUNT #	ACCOUNT NAME	***** CURRENT *****		***** HISTORY *****		PERCENT INCREASE	CURRENT BUDGET
		DEBIT	CREDIT	DEBIT	CREDIT		
2017 088-223-153	CHILD SAFETY SEAT COURT COST	.00	.00	.00	.00	.00	
2017 088-223-154	ELECTRONIC FILING FEES-CIVIL	.00	.00	.00	.00	.00	
2017 088-223-155	ELECTRONIC FILING FEES-CRIM	.00	.00	.00	.00	.00	
2017 088-223-156	TRUANCY PREVENT & DIVERSION	.00	.00	.00	.00	.00	
2017 088-223-157	CIVIL CASES JP COURTS	.00	.00	.00	.00	.00	
2017 088-223-158	NONDISCLOSURE FEE	.00	.00	.00	.00	.00	
2017 088-241-000	APPROPRIATIONS	.00	.00	.00	.00	.00	
2017 088-241-100	BUDGETED FUND BALANCE	.00	.00	.00	.00	.00	
2017 088-243-000	ENCUMBRANCES	.00	.00	.00	.00	.00	
2017 088-244-000	RESERVE FOR ENCUMBRANCES	.00	.00	.00	.00	.00	
2017 088-271-000	FUND BALANCE	.00	3,955.18-	.00	.00	.00	
	TOTAL LIABILITY & FUND BALANCE	.00	117,580.75-	.00	101,843.70-	15.45	
		-----		-----			
2017 088-350-114	CRIME STOPPERS FUND	.00	.00	.00	.00	.00	
2017 088-350-116	COMP REHABILITATION	.00	.00	.00	.00	.00	
2017 088-360-000	INTEREST - NOW ACCT	.00	320.70-	.00	.00	.00	
2017 088-360-100	INTEREST - CD	.00	.00	.00	352.78-	9.09-	
2017 088-360-200	INTEREST - INVESTMENT	.00	.00	.00	.00	.00	
2017 088-370-000	MISC INCOME	.00	.00	.00	.00	.00	
2017 088-390-000	TRANSFERS (IN/OUT)	.00	.00	.00	.00	.00	
2017 088-399-990	ACTUAL REVENUE	.00	.00	.00	.00	.00	
	TOTAL REVENUE	.00	320.70-	.00	352.78-	9.09-	
		-----		-----			
2017 088-690-427	OFFICE SUPPLIES	.00	.00	.00	.00	.00	
2017 088-690-480	STATE COMPTROLLER	.00	.00	.00	.00	.00	
2017 088-690-481	PARMER CO. GENERAL FUND	.00	.00	.00	.00	.00	
	STATE FEES EXP	.00	.00	.00	.00	.00	
2017 088-999-990	ACTUAL EXPENDITURES	.00	.00	.00	.00	.00	
	TOTAL EXPENDITURES	.00	.00	.00	.00	.00	
		-----		-----			
	TOTAL DEBIT/CREDIT	117,901.45	117,901.45-	102,196.48	102,196.48-	.00	

ACCOUNT #	ACCOUNT NAME	***** CURRENT *****		***** HISTORY *****		PERCENT INCREASE	CURRENT BUDGET
		DEBIT	CREDIT	DEBIT	CREDIT		
2017 089-103-000	CASH IN BANK	6,544.19	.00	6,802.71	.00	3.80-	
2017 089-103-100	CASH IN BANK - FRIONA	.00	.00	.00	.00	.00	
2017 089-104-000	INVESTMENT - CD	.00	.00	.00	.00	.00	
2017 089-104-500	INVESTMENT - OTHER	.00	.00	.00	.00	.00	
2017 089-171-000	ESTIMATED REVENUES	.00	.00	.00	.00	.00	
2017 089-171-100	BUDGETED FUND BALANCE	.00	.00	.00	.00	.00	
	TOTAL ASSETS	6,544.19	.00	6,802.71	.00	3.80-	
<hr/>							
2017 089-201-000	VOUCHERS PAYABLE	.00	.00	.00	.00	.00	
2017 089-202-100	SALARIES PAYABLE	.00	.00	.00	.00	.00	
2017 089-241-000	APPROPRIATIONS	.00	.00	.00	.00	.00	
2017 089-241-100	BUDGETED FUND BALANCE	.00	.00	.00	.00	.00	
2017 089-243-000	ENCUMBRANCES	.00	.00	.00	.00	.00	
2017 089-244-000	RESERVE FOR ENCUMBRANCES	.00	.00	.00	.00	.00	
2017 089-271-000	FUND BALANCE	.00	6,802.71-	.00	28,891.34-	76.45-	
	TOTAL LIABILITY & FUND BALANCE	.00	6,802.71-	.00	28,891.34-	76.45-	
<hr/>							
2017 089-340-300	COUNTY ATTORNEY	.00	1,780.68-	.00	862.75-	106.40	
2017 089-340-400	FEES/OFF-CO CLERK	.00	65.00-	.00	45.00-	44.44	
2017 089-340-900	OTHERS	.00	.00	.00	.00	.00	
2017 089-360-000	INTEREST - NOW ACCT	.00	16.97-	.00	45.84-	62.98-	
2017 089-360-100	INTEREST - CD	.00	.00	.00	.00	.00	
2017 089-360-200	INTEREST - INVESTMENT	.00	.00	.00	.00	.00	
2017 089-370-000	MISC INCOME	.00	1,149.00-	.00	.00	.00	
2017 089-390-000	TRANSFERS - IN	.00	.00	.00	.00	.00	
2017 089-399-990	ACTUAL REVENUE	.00	.00	.00	.00	.00	
	TOTAL REVENUE	.00	3,011.65-	.00	953.59-	215.82	
<hr/>							
2017 089-475-300	TRANSFERS - OUT	.00	.00	.00	.00	.00	
2017 089-475-390	OTHER EXPENDITURES	1,339.49	.00	22,123.72	.00	93.95-	
2017 089-475-400	DUES	225.00	.00	125.00	.00	80.00	
2017 089-475-425	CONFERENCE & SCHOOLS	.00	.00	.00	.00	.00	
2017 089-475-475	RESTITUTION	1,705.68	.00	793.50	.00	114.96	
	CO ATTY CK COLL EXP	3,270.17	.00	23,042.22	.00	85.81-	
2017 089-999-990	ACTUAL EXPENDITURES	.00	.00	.00	.00	.00	
	TOTAL EXPENDITURES	3,270.17	.00	23,042.22	.00	85.81-	
<hr/>							
	TOTAL DEBIT/CREDIT	9,814.36	9,814.36-	29,844.93	29,844.93-	.00	

ACCOUNT #	ACCOUNT NAME	***** CURRENT *****		***** HISTORY *****		PERCENT INCREASE	CURRENT BUDGET
		DEBIT	CREDIT	DEBIT	CREDIT		
2017 090-103-000	CASH IN BANK	4,096.43	.00	3,856.92	.00	6.21	
2017 090-104-000	INVESTMENT - CD	.00	.00	.00	.00	.00	
2017 090-104-500	INVESTMENT - OTHER	.00	.00	.00	.00	.00	
2017 090-171-000	ESTIMATED REVENUES	.00	.00	.00	.00	.00	
2017 090-171-100	BUDGETED FUND BALANCE	.00	.00	.00	.00	.00	
	TOTAL ASSETS	4,096.43	.00	3,856.92	.00	6.21	
<hr/>							
2017 090-201-000	VOUCHERS PAYABLE	.00	.00	.00	.00	.00	
2017 090-202-100	SALARIES PAYABLE	.00	.00	.00	.00	.00	
2017 090-241-000	APPROPRIATIONS	.00	.00	.00	.00	.00	
2017 090-241-100	BUDGETED FUND BALANCE	.00	.00	.00	.00	.00	
2017 090-243-000	ENCUMBRANCES	.00	.00	.00	.00	.00	
2017 090-244-000	RESERVE FOR ENCUMBRANCES	.00	.00	.00	.00	.00	
2017 090-271-000	FUND BALANCE	.00	3,856.92-	.00	3,901.92-	1.15-	
	TOTAL LIABILITY & FUND BALANCE	.00	3,856.92-	.00	3,901.92-	1.15-	
<hr/>							
2017 090-330-000	GRANT MONEY	.00	.00	.00	.00	.00	
2017 090-330-100	SUBSIDY PER BUDGET	.00	.00	.00	.00	.00	
2017 090-340-400	FEES/OFF-CO CLERK	.00	555.00-	.00	.00	.00	
2017 090-360-000	INTEREST - NOW ACCT	.00	7.01-	.00	110.00-	404.55	
2017 090-360-100	INTEREST - CD	.00	.00	.00	.00	.00	
2017 090-360-200	INTEREST - INVESTMENT	.00	.00	.00	.00	.00	
2017 090-370-000	MISC INCOME	.00	.00	.00	.00	.00	
2017 090-390-000	TRANSFERS - IN	.00	.00	.00	.00	.00	
2017 090-399-990	ACTUAL REVENUE	.00	.00	.00	.00	.00	
	TOTAL REVENUE	.00	562.01-	.00	110.00-	410.92	
<hr/>							
2017 090-570-300	TRANSFERS - OUT	.00	.00	.00	.00	.00	
2017 090-570-334	GASOLINE	.00	.00	.00	.00	.00	
2017 090-570-336	BATTERIES, FILTERS, LUBES&TIRE	.00	.00	.00	.00	.00	
2017 090-570-337	RPR & MAINT ROLLING STOCK	.00	.00	.00	.00	.00	
2017 090-570-339	RPR & MAINT EQUIPMENT	.00	.00	.00	.00	.00	
2017 090-570-340	UNIFORMS	322.50	.00	.00	.00	.00	
2017 090-570-341	POSTAGE	.00	.00	155.00	.00	108.06	
2017 090-570-390	EXPENSES	.00	.00	.00	.00	.00	
2017 090-570-401	PHONES & INTERNET	.00	.00	.00	.00	.00	
2017 090-570-402	REFERENCE MATERIALS	.00	.00	.00	.00	.00	
2017 090-570-403	DUES & SUBSCRIPTIONS	.00	.00	.00	.00	.00	
2017 090-570-404	INTEREST & FINANCE CHGS	.00	.00	.00	.00	.00	
2017 090-570-419	COMPUTER & PERIPHERAL MAINT	.00	.00	.00	.00	.00	

ACCOUNT #	ACCOUNT NAME	***** CURRENT *****		***** HISTORY *****		PERCENT INCREASE	CURRENT BUDGET
		DEBIT	CREDIT	DEBIT	CREDIT		
2017 090-570-425	EDUCATION & TRAINING	.00	.00	.00	.00	.00	
2017 090-570-426	TRAVEL EXPENSES	.00	.00	.00	.00	.00	
2017 090-570-427	OFFICE SUPPLIES	.00	.00	.00	.00	.00	
2017 090-570-428	OFFICE EQUIPMENT	.00	.00	.00	.00	.00	
2017 090-570-486	PROFESSIONAL SERVICES	.00	.00	.00	.00	.00	
	JUV PROB EXP	322.50	.00	155.00	.00	108.06	
2017 090-999-990	ACTUAL EXPENDITURES	.00	.00	.00	.00	.00	
	TOTAL EXPENDITURES	322.50	.00	155.00	.00	108.06	
	TOTAL DEBIT/CREDIT	4,418.93	4,418.93-	4,011.92	4,011.92-	.00	



ACCOUNT #	ACCOUNT NAME	***** CURRENT *****		***** HISTORY *****		PERCENT	CURRENT
		DEBIT	CREDIT	DEBIT	CREDIT	INCREASE	BUDGET
2017 091-103-000	CASH IN BANK	1,632.63	.00	3,166.61	.00	48.44-	
2017 091-104-000	INVESTMENT - CD	.00	.00	.00	.00	.00	
2017 091-104-500	INVESTMENT - OTHER	.00	.00	.00	.00	.00	
2017 091-171-000	ESTIMATED REVENUES	.00	.00	.00	.00	.00	
2017 091-171-100	BUDGETED FUND BALANCE	.00	.00	.00	.00	.00	
	TOTAL ASSETS	1,632.63	.00	3,166.61	.00	48.44-	
<hr/>							
2017 091-201-000	VOUCHERS PAYABLE	.00	.00	.00	.00	.00	
2017 091-202-100	SALARIES PAYABLE	.00	.00	.00	.00	.00	
2017 091-241-000	APPROPRIATIONS	.00	.00	.00	.00	.00	
2017 091-241-100	BUDGETED FUND BALANCE	.00	.00	.00	.00	.00	
2017 091-243-000	ENCUMBRANCES	.00	.00	.00	.00	.00	
2017 091-244-000	RESERVE FOR ENCUMBRANCES	.00	.00	.00	.00	.00	
2017 091-271-000	FUND BALANCE	.00	3,166.61-	.00	4,969.54-	36.28-	
	TOTAL LIABILITY & FUND BALANCE	.00	3,166.61-	.00	4,969.54-	36.28-	
<hr/>							
2017 091-340-600	DISTRICT ATTORNEY	.00	1,592.78-	.00	5,725.00-	72.18-	
2017 091-360-000	INTEREST - NOW ACCT	.00	4.78-	.00	1.85-	158.38	
2017 091-360-100	INTEREST - CD	.00	.00	.00	.00	.00	
2017 091-360-200	INTEREST - INVESTMENT	.00	.00	.00	.00	.00	
2017 091-370-000	MISC INCOME	.00	420.00-	.00	.00	.00	
2017 091-390-000	TRANSFERS - IN	.00	.00	.00	340.00-	23.53	
2017 091-399-990	ACTUAL REVENUE	.00	.00	.00	.00	.00	
	TOTAL REVENUE	.00	2,017.56-	.00	6,066.85-	66.74-	
<hr/>							
2017 091-476-300	TRANSFERS - OUT	.00	.00	.00	.00	.00	
2017 091-476-390	OTHER EXPENSES	2,138.86	.00	215.00	.00	894.82	
2017 091-476-425	CONFERENCE & SCHOOLS	.00	.00	.00	.00	.00	
2017 091-476-480	RESTITUTION	1,412.68	.00	7,654.78	.00	81.55-	
	DIST ATTY CK COLL EXP	3,551.54	.00	7,869.78	.00	54.87-	
2017 091-999-990	ACTUAL EXPENDITURES	.00	.00	.00	.00	.00	
	TOTAL EXPENDITURES	3,551.54	.00	7,869.78	.00	54.87-	
<hr/>							
	TOTAL DEBIT/CREDIT	5,184.17	5,184.17-	11,036.39	11,036.39-	.00	

ACCOUNT #	ACCOUNT NAME	***** CURRENT *****		***** HISTORY *****		PERCENT	CURRENT
		DEBIT	CREDIT	DEBIT	CREDIT	INCREASE	BUDGET
2017 099-103-000	CASH IN BANK	73,443.83	.00	82,646.71	.00	11.14-	
2017 099-171-000	ESTIMATED REVENUES	.00	.00	.00	.00	.00	
2017 099-171-100	BUDGETED FUND BALANCE	.00	.00	.00	.00	.00	
	TOTAL ASSETS	73,443.83	.00	82,646.71	.00	11.14-	
<hr/>							
2017 099-201-000	VOUCHERS PAYABLE	.00	73,443.83-	.00	82,646.71-	11.14-	
2017 099-202-100	SALARIES PAYABLE	.00	.00	.00	.00	.00	
2017 099-241-000	APPROPRIATIONS	.00	.00	.00	.00	.00	
2017 099-241-100	BUDGETED FUND BALANCE	.00	.00	.00	.00	.00	
2017 099-243-000	ENCUMBRANCES	.00	.00	.00	.00	.00	
2017 099-244-000	RESERVE FOR ENCUMBRANCES	.00	.00	.00	.00	.00	
	TOTAL LIABILITY & FUND BALANCE	.00	73,443.83-	.00	82,646.71-	11.14-	
<hr/>							
2017 099-399-990	ACTUAL REVENUE	.00	.00	.00	.00	.00	
	TOTAL REVENUE	.00	.00	.00	.00	.00	
<hr/>							
2017 099-999-990	ACTUAL EXPENDITURES	.00	.00	.00	.00	.00	
	TOTAL EXPENDITURES	.00	.00	.00	.00	.00	
<hr/>							
	TOTAL DEBIT/CREDIT	73,443.83	73,443.83-	82,646.71	82,646.71-	.00	
	ENDING REPORT TOTALS	14162,277.11	14162,277.11-	13177,002.85	13177,002.85-	7.48	

PARMER COUNTY  
TRIAL BALANCE SHEET  
SUMMARY TOTALS BY FUND FOR DECEMBER

	TOTAL ASSETS	TOTAL LIABILITIES	TOTAL FUND BALANCE	TOTAL REVENUE	TOTAL EXPENDITURES	TOTAL FUND EQUITY	TOTAL LIABILITIES AND FUND BALANCE
010 - GENERAL FUND	4,989,803.69	2,101,438.78-	2,191,902.75-	4,178,692.64-	3,482,230.48	2,888,364.91-	4,989,803.69-
021 - FARM TO MARKET PCT1	434,560.89	110,098.52-	204,985.88-	615,386.86-	495,910.37	324,462.37-	434,560.89-
022 - FARM TO MARKET PCT2	353,820.80	99,945.65-	287,598.57-	482,289.58-	516,013.00	253,875.15-	353,820.80-
023 - FARM TO MARKET PCT3	884,673.46	139,418.46-	700,023.08-	513,899.25-	468,667.33	745,255.00-	884,673.46-
024 - FARM TO MARKET PCT4	475,955.04	111,859.45-	363,383.34-	421,009.65-	420,297.40	364,095.59-	475,955.04-
030 - JURY FUND	92,025.63	.00	80,982.36-	18,101.70-	7,058.43	92,025.63-	92,025.63-
031 - LATERAL ROAD PCT 1	.00	.00	.00	7,272.59-	7,272.59	.00	.00
032 - LATERAL ROAD PCT 2	.00	.00	.00	6,724.46-	6,724.46	.00	.00
033 - LATERAL ROAD PCT 3	.00	.00	.00	9,232.36-	9,232.36	.00	.00
034 - LATERAL ROAD PCT 4	.00	.00	.00	7,392.01-	7,392.01	.00	.00
045 - LAW ENFORCEMENT CENTER	.00	.00	.00	.00	.00	.00	.00
047 - FORFEITURE FUND	35,804.43	.00	39,853.50-	91.18-	4,140.25	35,804.43-	35,804.43-
048 - DISTRICT ATTY FORFEITURE FUND	58,051.73	.00	57,141.52-	19,765.35-	18,855.14	58,051.73-	58,051.73-
050 - COUNTY ATTY FORFEITURE FUND	4,761.76	.00	4,753.18-	8.58-	.00	4,761.76-	4,761.76-
052 - PRE-TRIAL DIVERSION FUND	5,369.59	.00	4,846.30-	2,543.67-	2,020.38	5,369.59-	5,369.59-
059 - CONTINGENCY FUND	154,393.31	.00	85,658.52-	268,734.79-	200,000.00	154,393.31-	154,393.31-
060 - INTEREST & SINKING FUND	397,550.81	224,752.93-	173,636.95-	237,885.93-	238,725.00	172,797.88-	397,550.81-
075 - PERMANANT IMPROVEMENTS	68,622.34	.00	108,478.32-	71,725.71-	111,581.69	68,622.34-	68,622.34-

PARMER COUNTY  
TRIAL BALANCE SHEET  
SUMMARY TOTALS BY FUND FOR DECEMBER

	TOTAL ASSETS	TOTAL LIABILITIES	TOTAL FUND BALANCE	TOTAL REVENUE	TOTAL EXPENDITURES	TOTAL FUND EQUITY	TOTAL LIABILITIES AND FUND BALANCE
076 - JAIL CONSTRUCTION FUND	.00	.00	.00	.00	.00	.00	.00
088 - STATE FEES FUND	117,901.45	113,625.57-	3,955.18-	320.70-	.00	4,275.88-	117,901.45-
089 - COUNTY ATTY CHECK COLLECTION	6,544.19	.00	6,802.71-	3,011.65-	3,270.17	6,544.19-	6,544.19-
090 - JUVENILE PROBATION FUND	4,096.43	.00	3,856.92-	562.01-	322.50	4,096.43-	4,096.43-
091 - DIST ATTY-287TH CK COLLECTION	1,632.63	.00	3,166.61-	2,017.56-	3,551.54	1,632.63-	1,632.63-
099 - CLEARING FUND	73,443.83	73,443.83-	.00	.00	.00	.00	73,443.83-
GRAND TOTALS	8,159,012.01	2,974,583.19-	4,321,025.69-	6,866,668.23-	6,003,265.10	5,184,428.82-	8,159,012.01-

## APPENDIX 3

**TABLE 2**  
**PARMER COUNTY BANK ACCOUNT BALANCES AT AIM BANK**  
**YEAR END 2016 AND 2017**

Acct #	Description	12/31/2016	12/31/2017	Change
501603	Parmer Co Jury Fund	79,608.69	90,913.08	11,304.39
501611	Parmer Co Revenue Fund	125,772.27	147,002.35	21,230.08
501638	Parmer Co General Fund	2,058,055.36	2,710,839.69	652,784.33
501654	Parmer Co Farm to Market Fund	1,503,684.16	1,604,653.69	100,969.53
501662	Parmer Co Lateral Road Fund	-	-	-
501670	Parmer Co Contingency Fund	65,053.44	129,218.84	64,165.40
501689	Parmer Co Juvenile Probation Fund	3,856.92	4,056.43	199.51
501697	Parmer Co Permanent Improvement Fund	102,983.63	61,909.15	(41,074.48)
501719	Parmer Co Attorney Check Collection Fund	6,772.71	6,544.19	(228.52)
501727	District Attorney Check Collection Fund 287th	3,166.61	1,632.63	(1,533.98)
501743	Parmer Co Permanent School Fund	91,656.16	201,004.48	109,348.32
501751	Parmer Co Available School Fund	-	-	-
501778	Parmer Co Tax A/C	13,502.65	7,375.99	(6,126.66)
501786	Parmer Co Tax A/C Sales Tax Fund	53,142.81	59,355.70	6,212.89
501794	Parmer Co District Clerk Trust Fund	29,040.11	25,000.00	(4,040.11)
501808	Parmer Co District Clerk	9,251.64	9,911.76	660.12
502030	Parmer Co Jail Commissary	33,596.53	44,653.82	11,057.29
502219	District Attorney Operating Fund	3,682.26	3,692.52	10.26
502324	Parmer Co Attorney Pre-Trial Diversion Fund	5,236.70	6,264.76	1,028.06
502340	District Attorney Seizure Fund	21,702.31	2,541.87	(19,160.44)
502634	Parmer Co Clerk	9,577.21	7,916.11	(1,661.10)
502650	Parmer Co Clerk Bond Fund	21,380.39	51,710.39	30,330.00
502677	Parmer Co Attorney Forfeiture Fund	4,753.18	4,761.76	8.58
502693	District Attorney Forfeiture	57,280.72	58,190.93	910.21
502707	Parmer Co JP Pct 3	7,368.98	4,986.62	(2,382.36)
502723	Parmer Co JP Pct 2	4,865.15	3,872.52	(992.63)
502731	Parmer Co Operating Fund	42,717.00	49,280.14	6,563.14
502758	Parmer Co JP Pct 1	7,339.23	3,864.94	(3,474.29)
502774	Parmer Co Sheriff	4,484.19	4,101.20	(382.99)
502790	Parmer Co Sheriff Special Fund	1,300.81	1,400.26	99.45
502812	PC Sheriff Inmate Trust Fund (Sterling)	1,819.12	3,076.49	1,257.37
502839	Parmer Co Forfeiture Account	39,853.50	35,804.43	(4,049.07)
502871	Parmer Co Payroll Fund	500.00	500.00	-
502898	Parmer Co Interest & Sinking Fund	155,129.87	151,481.36	(3,648.51)
502928	Parmer Co Sheriff Training Fund	-	1,969.94	1,969.94
100214326	Parmer Co District Clerk Probation & Restitution	-	3,900.90	3,900.90
100214628	Parmer Co Clerk Probation & Restitution	-	2,876.04	2,876.04
Totals for All Accounts		4,568,134.31	5,499,488.04	931,353.73

1000



## APPENDIX 4



**Table 3**

**Parmer County, Texas**

**Aggregate Debt Service**

Date	Principal	Interest	Total P+I	Fiscal Total
12/31/2012	-	-	-	-
02/15/2013	175,000.00	26,975.00	201,975.00	-
08/15/2013	-	23,287.50	23,287.50	-
12/31/2013	-	-	-	225,262.50
02/15/2014	180,000.00	23,287.50	203,287.50	-
08/15/2014	-	21,487.50	21,487.50	-
12/31/2014	-	-	-	224,775.00
02/15/2015	190,000.00	21,487.50	211,487.50	-
08/15/2015	-	19,587.50	19,587.50	-
12/31/2015	-	-	-	231,075.00
02/15/2016	190,000.00	19,587.50	209,587.50	-
08/15/2016	-	17,687.50	17,687.50	-
12/31/2016	-	-	-	227,275.00
02/15/2017	205,000.00	17,687.50	222,687.50	-
08/15/2017	-	15,637.50	15,637.50	-
12/31/2017	-	-	-	238,325.00
02/15/2018	195,000.00	15,637.50	210,637.50	-
08/15/2018	-	13,687.50	13,687.50	-
12/31/2018	-	-	-	224,325.00
02/15/2019	210,000.00	13,687.50	223,687.50	-
08/15/2019	-	11,062.50	11,062.50	-
12/31/2019	-	-	-	234,750.00
02/15/2020	215,000.00	11,062.50	226,062.50	-
08/15/2020	-	8,375.00	8,375.00	-
12/31/2020	-	-	-	234,437.50
02/15/2021	215,000.00	8,375.00	223,375.00	-
08/15/2021	-	5,687.50	5,687.50	-
12/31/2021	-	-	-	229,062.50
02/15/2022	225,000.00	5,687.50	230,687.50	-
08/15/2022	-	2,875.00	2,875.00	-
12/31/2022	-	-	-	233,562.50
02/15/2023	230,000.00	2,875.00	232,875.00	-
12/31/2023	-	-	-	232,875.00
<b>Total</b>	<b>\$2,230,000.00</b>	<b>\$305,725.00</b>	<b>\$2,535,725.00</b>	<b>-</b>

**Par Amounts Of Selected Issues**

12 ref (1/19) FINAL	2,080,000.00
03A c/o - remain	65,000.00
03B c/o - remain	50,000.00
03C c/o - remain	35,000.00
<b>TOTAL</b>	<b>2,230,000.00</b>

Aggregate | 1/24/2013 | 2:10 PM



**TABLE 4**  
**PARMER COUNTY DEBTS OTHER THAN BONDED OBLIGATIONS**  
**AT 12/31/2017**

Acquisition	PIN	Debtor	Lendor	Loan #	Rate	Original Amt	2017 Activity			Remaining Bal
							Beginning Bal	Principal Pd	Interest Pd	
2013 JD 8450T 672G Motor Grader	DE655098	Precinct 1	Security State Bank	79384	2.500%	98,500.00	25,544.46	25,544.46	703.13	-
2014 Caterpillar 12M2 Motor Grader	R9S00324	Precinct 1	Caterpillar Financial Services	2394497	2.200%	66,500.00	21,783.58	21,783.58	1,470.60	-
2015 Caterpillar 12M3 Motor Grader	N9F00408	Precinct 1	Security State Bank	80305	2.200%	68,400.00	46,094.32	22,796.40	1,014.08	23,297.92
2015 Caterpillar 140M3 Motor Grader	N9D00483	Precinct 2	Security State Bank	80271	2.500%	110,000.00	83,517.56	27,152.03	2,087.94	56,365.53
2016 Caterpillar 12M3 Motor Grader	N9F00522	Precinct 2	Security State Bank	80519	3.000%	124,000.00	124,000.00	29,621.58	3,771.67	94,378.42
All Acquisitions						467,400.00	300,939.92	126,898.05	9,047.42	174,041.87



## APPENDIX 5

ACCOUNT #	ACCOUNT NAME	BEGINNING BALANCE	TOTAL DEBITS	TOTAL CREDITS	ENDING BALANCE	SUMMARY TRANSACTIONS
010-103-000	CASH IN BANK	2,288,011.06	4,632,332.50	3,935,870.34	2,984,473.22	696,462.16
010-104-000	INVESTMENT-CD	.00			.00	.00
010-104-500	INVESTMENT-OTHER	.00			.00	.00
010-120-000	FINES & FEES RECEIVABLE	2,642,740.72			2,642,740.72	.00
010-120-100	ALLOW - FINES & FEES	2,317,185.70			2,317,185.70	.00
010-121-000	PROPERTY TAXES RECEIVABLE	1,767,893.20			1,767,893.20	.00
010-121-100	ALLOW - PROPERTY TAXES	88,117.75			88,117.75	.00
010-130-000	DUE FROM R & B ACCTS	.00			.00	.00
010-131-100	DUE FROM OTHER ACCTS	.00			.00	.00
010-132-200	DUE FROM REVENUE	.00			.00	.00
TOTAL ASSETS		4,293,341.53	4,632,332.50	3,935,870.34	4,989,803.69	696,462.16
010-201-000		VOUCHERS PAYABLE	.00			.00
010-202-100		SALARIES PAYABLE	.00	3,622,798.69	3,622,798.69	.00
010-203-000		DUE TO OTHERS	.00	1,563,745.52	1,563,745.52	.00
010-204-000		DEFERRED FINES & FEES REVENUE	213,815.47			213,815.47
010-205-000		DEFERRED TAX REVENUES	104,493.69			104,493.69
010-223-000		CO JUDGE/ATTY SAL SUPP	1,672,050.57			1,672,050.57
010-223-100		CIVIL LEGAL	.00			.00
010-223-200		CO CLERK REC MGMT	.00			.00
010-223-210		CO CLERK ARCHIVE FEE	104,574.05			104,574.05
010-223-225		CO & DIST CLERK TECHNOLOGY FUN	.00			.00
010-223-230		TIME PAYMENT FEES	.00			.00
010-223-250		RESTRICTED-SCAAP GRANT	.00			.00
010-223-275		SHERIFF'S OFFICE VAN	6,505.00			6,505.00
010-223-300		EMPLOYEE PD INS	.00			.00
010-223-400		MOTOR VEH WGT TAX	.00			.00
010-223-500		DUE FROM CLEARING	.00			.00
010-241-100		BUDGETED FUND BALANCE	.00			.00
010-243-000		ENCUMBRANCES	.00			.00
010-244-000		RESERVE FOR ENCUMBRANCES	.00	500.00	500.00	.00
010-271-000		FUND BALANCE	.00	500.00	500.00	.00
TOTAL LIABILITY & FUND BALANCE		4,293,341.53	5,187,544.21	5,187,544.21	4,293,341.53	.00
010-310-000		AD VALOREM TAXES	.00			.00
010-330-100		INDIGENT DEFENSE GRANT	.00	3,218,183.73	3,218,183.73	3,218,183.73
010-330-101		REIMB HAVA GRANT	.00	8,147.25	8,147.25	8,147.25
010-340-200		FEES OF OFFICE-SHERIFF	.00			.00
010-340-400		FEES OF OFFICE-CO CLERK	.00	9,577.82	9,577.82	9,577.82
010-340-401		RECORDS MGMT FEE-CO CLERK	.00	185.00	81,737.50	81,552.50
010-340-402		TECHNOLOGY FUND-CO CLERK	.00		11,714.00	11,714.00
010-340-403		ARCHIVE FEE-CO CLERK	.00		263.91	263.91
010-340-500		FEES OF OFFICE- TAX A/C	.00		11,344.00	11,344.00
010-340-700		FEES OF OFFICE-DIST CLERK	.00		36,213.24	36,213.24
010-340-701		RECORDS MGMT FEE-DISTCLERK	.00	660.00	36,254.15	35,594.15
010-340-702		TECHNOLOGY FUND-DIST CLERK	.00		625.00	625.00
010-340-703		ARCHIVE FEE-DISTRICT CLERK	.00		1,244.00	1,244.00
010-340-800		FEES OF OFFICE-JP1	.00		505.00	505.00
010-340-801		FEES OF OFFICE-JP2	.00	8,083.56	60,440.88	52,357.32
				6,683.94	52,402.67	45,718.73

ACCOUNT #	ACCOUNT NAME	BEGINNING BALANCE	TOTAL DEBITS	TOTAL CREDITS	ENDING BALANCE	SUMMARY TRANSACTIONS
010-340-802	FEES OF OFFICE-JP3	.00	8,037.39	65,069.45	57,032.06-	57,032.06-
010-342-000	STATE FEES REVENUE	.00		21,503.23	21,503.23-	21,503.23-
010-342-100	***NOT IN USE***	.00			.00	.00
010-342-101	FEMA GRANT REVENUES	.00	285,353.47	285,353.47	.00	.00
010-342-300	SCAAP GRANT REIMBURSEMENT	.00			.00	.00
010-342-305	HOMELAND SECURITY GRANT	.00			.00	.00
010-342-310	***NOT IN USE***	.00			.00	.00
010-342-600	STATE FUNDS-CO JDG	.00		5,000.00	5,000.00-	5,000.00-
010-342-700	ADDTL STATE FUNDS-CO JDG	.00		20,200.00	20,200.00-	20,200.00-
010-342-800	STATE FUNDS-CO ATTY	.00		35,000.00	35,000.00-	35,000.00-
010-350-000	SALES PROCEEDS-CAPITAL ASSETS	.00			.00	.00
010-350-100	INSURANCE PROCEEDS	.00			.00	.00
010-360-000	INTEREST-NOW ACCT	.00		7,173.57	7,173.57-	7,173.57-
010-360-100	INTEREST-CD	.00			.00	.00
010-360-200	INTEREST-INVESTMENTS	.00			.00	.00
010-370-000	OTHER REVENUE	.00	112,788.46	167,261.59	54,473.13-	54,473.13-
010-370-100	WINDFARM PMTS IN LIEU OF TAXES	.00		460,800.00	460,800.00-	460,800.00-
010-380-000	INMATE HOUSING	.00		4,470.00	4,470.00-	4,470.00-
010-390-000	TRANSFERS - IN	.00			.00	.00
TOTAL REVENUE		.00	421,791.82	4,600,484.46	4,178,692.64-	4,178,692.64-
-----		-----	-----	-----	-----	-----
010-400-101	COUNTY JUDGE SALARY	.00	51,097.44		51,097.44	51,097.44
010-400-102	STATE SUPPLEMENT (CO JDG)	.00	25,200.00		25,200.00	25,200.00
010-400-105	STAFF SALARIES	.00	30,037.20		30,037.20	30,037.20
010-400-106	STAFF SUPPLEMENTS	.00	1,200.00		1,200.00	1,200.00
010-400-107	ADDITIONAL LABOR	.00			.00	.00
010-400-111	JUVENILE BOARD COMP (CO JDG)	.00	900.00		900.00	900.00
010-400-112	LONGEVITY PAY	.00	1,320.00		1,320.00	1,320.00
010-400-113	AUTO ALLOWANCE	.00	2,250.00		2,250.00	2,250.00
010-400-201	EMPLOYERS SS	.00	8,333.80		8,333.80	8,333.80
010-400-202	EMPLOYERS INSURANCE	.00	9,556.08		9,556.08	9,556.08
010-400-203	EMPLOYERS RETIREMENT	.00	9,677.04		9,677.04	9,677.04
010-400-204	WORKERS COMP	.00	416.16	138.72	277.44	277.44
010-400-207	UNEMPLOYMENT	.00	15.96		15.96	15.96
010-400-390	MISC EXPENSES	.00			.00	.00
010-400-401	PHONES & INTERNET	.00	1,236.68	160.60	1,076.08	1,076.08
010-400-402	REFERENCE MATERIALS	.00	114.00		114.00	114.00
010-400-403	DUES & SUBSCRIPTIONS	.00	704.00		704.00	704.00
010-400-404	INTEREST & FINANCE CHGS	.00			.00	.00
010-400-405	SVC & MAINT CONTRACTS	.00			.00	.00
010-400-408	LEASES & RENTALS	.00	2,052.00		2,052.00	2,052.00
010-400-411	COURT APPT ATTY FEES-JUVENILE	.00			.00	.00
010-400-412	COURT APPT ATTY EXP-JUVENILE	.00	937.50		937.50	937.50
010-400-413	COURT APPT ATTY FEES	.00			.00	.00
010-400-414	COURT APPT ATTY EXP	.00	3,143.75		3,143.75	3,143.75
010-400-415	INTERPRETERS	.00			.00	.00
010-400-418	SOFTWARE	.00	255.00		255.00	255.00
010-400-419	COMPUTER & PERIPHERAL MAINT	.00	24.95		24.95	24.95
010-400-423	INSURANCE-PUBLIC OFFICIAL LIAB	.00	236.26		236.26	236.26
010-400-425	EDUCATION & TRAINING	.00	553.40		553.40	553.40
010-400-426	TRAVEL EXPENSE	.00	4,456.23	1,017.23	3,439.00	3,439.00
010-400-427	OFFICE SUPPLIES	.00	515.36		515.36	515.36
			887.33		887.33	887.33

ACCOUNT #	ACCOUNT NAME	BEGINNING BALANCE	TOTAL DEBITS	TOTAL CREDITS	ENDING BALANCE	SUMMARY TRANSACTIONS
010-400-428	OFFICE EQUIPMENT	.00			.00	.00
010-400-430	LEGAL NOTICES & PUBLICATIONS	.00			.00	.00
010-400-481	BONDS & NOTARY FEES	.00	44.10		44.10	44.10
010-400-485	PROFESSIONAL SERVICES-JUVENILE	.00	310.02		310.02	310.02
010-400-486	PROFESSIONAL SERVICES	.00	3,175.00	525.00	2,650.00	2,650.00
		.00			.00	.00
CO JUDGE EXP		.00	158,649.26	1,841.55	156,807.71	156,807.71
010-403-101	COUNTY CLERK SALARY	.00	42,830.88		42,830.88	42,830.88
010-403-104	STAFF SALARIES	.00	62,714.84	3,569.24	59,145.60	59,145.60
010-403-107	ADDITIONAL LABOR	.00			.00	.00
010-403-112	LONGEVITY PAY	.00			.00	.00
010-403-201	EMPLOYERS SS	.00	1,755.00		1,755.00	1,755.00
010-403-202	EMPLOYERS INSURANCE	.00	7,573.33	273.04	7,300.29	7,300.29
010-403-203	EMPLOYERS RETIREMENT	.00	28,668.24		28,668.24	28,668.24
010-403-204	WORKERS COMP	.00	9,270.70	308.38	8,962.32	8,962.32
010-403-207	UNEMPLOYMENT	.00	624.24	208.08	416.16	416.16
010-403-390	MISC EXPENSES	.00	30.00		30.00	30.00
010-403-401	PHONES & INTERNET	.00			.00	.00
010-403-402	REFERENCE MATERIALS	.00	1,951.20		1,951.20	1,951.20
010-403-403	DUES & SUBSCRIPTIONS	.00	80.50		80.50	80.50
010-403-404	INTEREST & FINANCE CHGS	.00	125.00		125.00	125.00
010-403-405	SVC & MAINT CONTRACTS	.00			.00	.00
010-403-408	LEASES & RENTALS	.00	7,210.00		7,210.00	7,210.00
010-403-418	SOFTWARE	.00	18,000.00		18,000.00	18,000.00
010-403-419	COMPUTER & PERIPHERAL MAINT	.00			.00	.00
010-403-420	REC MGMT FEE EXP-CO CLERK	.00	101.25		101.25	101.25
010-403-421	TECHNOLOGY FUND EXP-CO CLERK	.00	2,500.00		2,500.00	2,500.00
010-403-422	ARCHIVE FEE EXP-CO CLERK	.00			.00	.00
010-403-423	INSURANCE-PUBLIC OFFICIAL LIAB	.00	2,331.00		2,331.00	2,331.00
010-403-425	EDUCATION & TRAINING	.00	553.40		553.40	553.40
010-403-426	TRAVEL EXPENSES	.00	1,555.65	668.12	887.53	887.53
010-403-427	OFFICE SUPPLIES	.00	104.54		104.54	104.54
010-403-428	OFFICE EQUIPMENT	.00	4,566.67	769.60	3,797.07	3,797.07
010-403-430	LEGAL NOTICES & PUBLICATIONS	.00			.00	.00
010-403-481	BONDS & NOTARY FEES	.00			.00	.00
010-403-486	PROFESSIONAL SERVICES	.00	170.00		170.00	170.00
010-403-487	ELECTION EXPENSES	.00			.00	.00
CO CLERK EXP		.00	16,460.13	3,962.48	12,497.65	12,497.65
010-409-101	WASTE MGMT SALARIES	.00	209,176.57	9,758.94	199,417.63	199,417.63
010-409-201	EMPLOYERS SS	.00	8,288.00		8,288.00	8,288.00
010-409-202	EMPLOYERS INSURANCE	.00	1,597.94		1,597.94	1,597.94
010-409-203	EMPLOYERS RETIREMENT	.00	9,556.08	9,556.08	.00	.00
010-409-204	WORKERS COMP	.00	1,088.76		1,088.76	1,088.76
010-409-207	UNEMPLOYMENT	.00	208.68		208.68	208.68
010-409-310	***NOT IN USE***	.00	4.15		4.15	4.15
010-409-315	TIME PAYMENT FEE EXP	.00			.00	.00
010-409-341	POSTAGE-SHARED	.00			.00	.00
010-409-390	MISC EXPENSES	.00	4,855.13	362.05	4,493.08	4,493.08
010-409-391	***NOT IN USE***	.00	562.39		562.39	562.39
010-409-392	***NOT IN USE***	.00			.00	.00
010-409-394	LAW LIBRARY	.00			.00	.00
010-409-400	INSURANCE-GENERAL LIABILITY	.00	16,342.61	3,850.00	12,492.61	12,492.61
		.00			.00	.00



ACCOUNT #	ACCOUNT NAME	BEGINNING BALANCE	TOTAL DEBITS	TOTAL CREDITS	ENDING BALANCE	SUMMARY TRANSACTIONS
010-409-401	INSURANCE-PROPERTY	.00				
010-409-402	INSURANCE-AUTO	.00	25,561.20	12,846.20	12,715.00	12,715.00
010-409-403	INSURANCE-PUBLIC OFFICIAL LIAB	.00			.00	.00
010-409-404	INTEREST & FINANCE CHGS	.00			.00	.00
010-409-405	SVC & MAINT CONTRACTS	.00			.00	.00
010-409-406	***NOT IN USE***	.00	56,363.84		56,363.84	56,363.84
010-409-407	JANITORIAL SUPPLIES-COURTHOUSE	.00			.00	.00
010-409-408	LEASES & RENTALS	.00	4,207.70	350.46	3,857.24	3,857.24
010-409-409	FEMA GRANT EXPENSES	.00	8,322.52	255.91	8,066.61	8,066.61
010-409-411	INDIGENT CARE	.00			.00	.00
010-409-412	INDIGENT DEFENSE GRANT EXP	.00	2,805.48		2,805.48	2,805.48
010-409-413	***NOT IN USE***	.00			.00	.00
010-409-414	EMPLOYEE MEDICAL EXPENSES	.00			.00	.00
010-409-415	AUTOPSY EXPENSES	.00	1,080.00		1,080.00	1,080.00
010-409-416	PENALTIES & FINES	.00	4,400.00		4,400.00	4,400.00
010-409-417	LICENSES & FEES	.00			.00	.00
010-409-418	SOFTWARE	.00	127.94		127.94	127.94
010-409-419	COMPUTER & PERIPHERAL MAINT	.00	15,533.32	1,059.00	14,474.32	14,474.32
010-409-420	PHONES & INTERNET	.00	2,275.22	151.89	2,123.33	2,123.33
010-409-427	OFFICE SUPPLIES-SHARED	.00	1,443.20		1,443.20	1,443.20
010-409-428	OFFICE EQUIPMENT	.00	1,346.25		1,346.25	1,346.25
010-409-430	LEGAL NOTICE & PUBLICATIONS	.00	429.72		429.72	429.72
010-409-440	WASTE MGMT-FRIONA	.00	445.20		445.20	445.20
010-409-441	WASTE MGMT-BOVINA	.00	7,498.61	2,314.32	5,184.29	5,184.29
010-409-442	WASTE MGMT-LAZBUDDIE	.00			.00	.00
010-409-443	UTILITIES-COURTHOUSE	.00	5,162.92		5,162.92	5,162.92
010-409-445	UTILITIES-MHMR	.00	18,932.28		18,932.28	18,932.28
010-409-450	RPR & MAINT-COURTHOUSE	.00	2,999.58	2,114.10	885.48	885.48
010-409-451	RPR & MAINT-BOVINA PROPERTY	.00	12,544.69	287.50	12,257.19	12,257.19
010-409-452	***NOT IN USE***	.00	726.40	237.04	489.36	489.36
010-409-454	***NOT IN USE***	.00			.00	.00
010-409-463	***NOT IN USE***	.00			.00	.00
010-409-465	SUBSIDY PC PIONEER MUSEUM	.00			.00	.00
010-409-466	SUBSIDY PANCOM	.00	17,600.00		17,600.00	17,600.00
010-409-467	SUBSIDY MHMR	.00	2,254.83		2,254.83	2,254.83
010-409-468	SUBSIDY VETERANS SVC OFFICER	.00	9,859.00		9,859.00	9,859.00
010-409-470	SUBSIDY 911	.00	2,500.00		2,500.00	2,500.00
010-409-471	SUBSIDY AMBULANCE	.00			.00	.00
010-409-472	SUBSIDY FAMILY SUPPORT	.00	25,107.00	1,107.00	24,000.00	24,000.00
010-409-473	SUBSIDY JUVENILE PROBATION	.00	1,000.00		1,000.00	1,000.00
010-409-474	SUBSIDY PHCS	.00	81,650.00	40,825.00	40,825.00	40,825.00
010-409-475	SUBSIDY PC CHILD WELFARE	.00	3,000.00		3,000.00	3,000.00
010-409-476	SUBSIDY PC HISTORICAL COMM	.00	1,000.00		1,000.00	1,000.00
010-409-477	SUBSIDY NRCS	.00	750.00		750.00	750.00
010-409-478	SUBSIDY VFDS	.00			.00	.00
010-409-479	SUBSIDY HP FOOD BANK	.00	100,000.00		100,000.00	100,000.00
010-409-480	DUES & SUBSCRIPTIONS	.00	2,000.00		2,000.00	2,000.00
010-409-481	BONDS	.00	1,827.87		1,827.87	1,827.87
010-409-482	NOTARY FEES	.00			.00	.00
010-409-483	BANK FEES	.00			.00	.00
010-409-484	APPRAISAL FEES	.00	750.00	300.00	450.00	450.00
010-409-485	***NOT IN USE***	.00	123,394.00		123,394.00	123,394.00
010-409-486	PROFESSIONAL SERVICES	.00			.00	.00
010-409-487	***NOT IN USE***	.00	27,430.00		27,430.00	27,430.00
010-409-488	EMERGENCY MGMT COORDINATOR	.00			.00	.00
			12,000.00		12,000.00	12,000.00

ACCOUNT #	ACCOUNT NAME	BEGINNING BALANCE	TOTAL DEBITS	TOTAL CREDITS	ENDING BALANCE	SUMMARY TRANSACTIONS
010-409-489	EMERGENCY MGMT EXPENSES	.00	612.95		612.95	612.95
010-409-490	SAFETY COORDINATOR	.00	600.00		600.00	600.00
010-409-491	SAFETY COORDINATOR EXPENSES	.00	1,703.13		1,703.13	1,703.13
	NON DEPARTMENTAL EXP	.00	629,748.59	75,616.55	554,132.04	554,132.04
010-435-107	ADDITIONAL LABOR	.00	2,076.64		2,076.64	2,076.64
010-435-110	COURT REPORTER SALARY	.00	23,700.00		23,700.00	23,700.00
010-435-111	JUVENILE BOARD COMP (DIST JDG)	.00	540.00		540.00	540.00
010-435-201	EMPLOYERS SS	.00	1,854.39		1,854.39	1,854.39
010-435-202	EMPLOYERS INSURANCE	.00	9,556.08		9,556.08	9,556.08
010-435-203	EMPLOYERS RETIREMENT	.00	2,094.34		2,094.34	2,094.34
010-435-204	WORKERS COMP	.00	208.08	69.36	138.72	138.72
010-435-207	UNEMPLOYMENT	.00	11.84		11.84	11.84
010-435-390	MISC EXPENSES	.00			.00	.00
010-435-392	NINTH ADMN JUDICIAL ASSESSMENT	.00	1,086.18		1,086.18	1,086.18
010-435-400	PHONES & INTERNET CSCD	.00	2,560.67	80.00	2,480.67	2,480.67
010-435-401	PHONES & INTERNET DJ	.00	850.52		850.52	850.52
010-435-402	REFERENCE MATERIALS	.00	1,312.00	400.00	912.00	912.00
010-435-403	DUES & SUBSCRIPTIONS	.00				
010-435-404	INTEREST & FINANCE CHGS	.00				
010-435-405	SVC & MAINT CONTRACTS	.00				
010-435-408	LEASES & RENTALS	.00				
010-435-413	COURT APPT ATTY FEES	.00	48,992.83	3,496.33	45,496.50	45,496.50
010-435-414	COURT APPT ATTY EXPENSES	.00	1,823.48	104.00	1,719.48	1,719.48
010-435-415	INTERPRETERS	.00	225.00		225.00	225.00
010-435-418	SOFTWARE	.00	108.00	54.00	54.00	54.00
010-435-419	COMPUTER & PERIPHERAL MAINT	.00	307.13	54.00	253.13	253.13
010-435-422	INSURANCE-AUTO	.00				
010-435-425	EDUCATION & TRAINING	.00	598.45		598.45	598.45
010-435-426	TRAVEL EXPENSES	.00	902.70		902.70	902.70
010-435-427	OFFICE SUPPLIES	.00	512.33		512.33	512.33
010-435-428	OFFICE EQUIPMENT	.00				
010-435-430	LEGAL NOTICES & PUBLICATIONS	.00	16.80		16.80	16.80
010-435-481	BONDS & NOTARY FEES	.00				
010-435-486	PROFESSIONAL SERVICES	.00				
	DISTRICT COURT EXP	.00	99,337.46	4,257.69	95,079.77	95,079.77
010-450-101	DISTRICT CLERK SALARY	.00	42,830.88		42,830.88	42,830.88
010-450-104	STAFF SALARIES	.00	59,145.60		59,145.60	59,145.60
010-450-107	ADDITIONAL LABOR	.00				
010-450-112	LONGEVITY PAY	.00	1,740.00		1,740.00	1,740.00
010-450-201	EMPLOYERS SS	.00	7,819.08		7,819.08	7,819.08
010-450-202	EMPLOYERS INSURANCE	.00	28,668.24		28,668.24	28,668.24
010-450-203	EMPLOYERS RETIREMENT	.00	8,961.00		8,961.00	8,961.00
010-450-204	WORKERS COMP	.00	624.24		624.24	624.24
010-450-207	UNEMPLOYMENT	.00	29.96	208.08	416.16	416.16
010-450-390	MISC EXPENSES	.00				
010-450-401	PHONES & INTERNET	.00				
010-450-402	REFERENCE MATERIALS	.00	1,730.01		1,730.01	1,730.01
010-450-403	DUES & SUBSCRIPTIONS	.00	414.00		414.00	414.00
010-450-404	INTEREST & FINANCE CHGS	.00	225.00		225.00	225.00
010-450-405	SVC & MAINT CONTRACTS	.00				
010-450-408	LEASES & RENTALS	.00	13,367.00		13,367.00	13,367.00
		.00				

ACCOUNT #	ACCOUNT NAME	BEGINNING BALANCE	TOTAL DEBITS	TOTAL CREDITS	ENDING BALANCE	SUMMARY TRANSACTIONS
010-450-418	SOFTWARE	.00	161.99		161.99	161.99
010-450-419	COMPUTER & PERIPHERAL MAINT	.00	606.00		606.00	606.00
010-450-420	REC MGMT FEE EXP-DIST CLERK	.00		67.50	538.50	538.50
010-450-421	TECHNOLOGY FUND EXP-DIST CLERK	.00			.00	.00
010-450-423	INSURANCE-PUBLIC OFFICIAL LIAB	.00	553.40		.00	.00
010-450-425	EDUCATION & TRAINING	.00			553.40	553.40
010-450-426	TRAVEL EXPENSES	.00	5,723.23	2,497.00	3,226.23	3,226.23
010-450-427	OFFICE SUPPLIES	.00			.00	.00
010-450-428	OFFICE EQUIPMENT	.00	3,622.76		3,622.76	3,622.76
010-450-430	LEGAL NOTICES & PUBLICATIONS	.00	605.36		605.36	605.36
010-450-481	BONDS & NOTARY FEES	.00			.00	.00
010-450-486	PROFESSIONAL SERVICES	.00	100.00	50.00	50.00	50.00
	DISTRICT CLERK EXP	.00			.00	.00
		.00	176,927.75	2,822.58	174,105.17	174,105.17
010-455-101	JP1 SALARY	.00	26,625.00		26,625.00	26,625.00
010-455-112	LONGEVITY PAY	.00	600.00		600.00	600.00
010-455-201	EMPLOYERS SS	.00	2,082.72		2,082.72	2,082.72
010-455-202	EMPLOYERS INSURANCE	.00			.00	.00
010-455-203	EMPLOYERS RETIREMENT	.00	2,352.12		2,352.12	2,352.12
010-455-204	WORKERS COMP	.00	138.72		138.72	138.72
010-455-208	***NOT IN USE***	.00			.00	.00
010-455-209	***NOT IN USE***	.00			.00	.00
010-455-341	POSTAGE	.00	249.15		249.15	249.15
010-455-390	MISC EXPENSES	.00	28.43	28.43	.00	.00
010-455-401	PHONES & INTERNET	.00	1,171.50		1,171.50	1,171.50
010-455-402	REFERENCE MATERIALS	.00			.00	.00
010-455-403	DUES & SUBSCRIPTIONS	.00	135.00		135.00	135.00
010-455-404	INTEREST & FINANCE CHGS	.00			.00	.00
010-455-405	SVC & MAINT CONTRACTS	.00	5,583.34		5,583.34	5,583.34
010-455-406	***NOT IN USE***	.00			.00	.00
010-455-408	LEASES & RENTALS	.00	2,884.00	400.00	2,484.00	2,484.00
010-455-413	COURT APPT ATTY FEES	.00			.00	.00
010-455-414	COURT APPT ATTY EXPENSES	.00			.00	.00
010-455-415	INTERPRETERS	.00			.00	.00
010-455-418	SOFTWARE	.00			.00	.00
010-455-419	COMPUTER & PERIPHERAL MAINT	.00	303.75		303.75	303.75
010-455-423	INSURANCE-PUBLIC OFFICIAL LIAB	.00	553.40		553.40	553.40
010-455-425	EDUCATION & TRAINING	.00	1,197.77	144.98	1,052.79	1,052.79
010-455-426	TRAVEL EXPENSES	.00	1,430.89	11.00	1,419.89	1,419.89
010-455-427	OFFICE SUPPLIES	.00	188.25		188.25	188.25
010-455-428	OFFICE EQUIPMENT	.00	21.44		21.44	21.44
010-455-430	LEGAL NOTICE & PUBLICATIONS	.00			.00	.00
010-455-443	UTILITIES	.00	1,800.00		1,800.00	1,800.00
010-455-481	BONDS & NOTARY FEES	.00			.00	.00
010-455-486	PROFESSIONAL SERVICES	.00			.00	.00
	JP1 EXP	.00	47,345.48	584.41	46,761.07	46,761.07
010-460-101	JP2 SALARY	.00	26,625.00		26,625.00	26,625.00
010-460-112	LONGEVITY PAY	.00	660.00		660.00	660.00
010-460-201	EMPLOYERS SS	.00	2,087.28		2,087.28	2,087.28
010-460-202	EMPLOYERS INSURANCE	.00	9,556.08		9,556.08	9,556.08
010-460-203	EMPLOYERS RETIREMENT	.00	2,357.40		2,357.40	2,357.40
010-460-204	WORKERS COMP	.00	138.72		138.72	138.72

ACCOUNT #	ACCOUNT NAME	BEGINNING BALANCE	TOTAL DEBITS	TOTAL CREDITS	ENDING BALANCE	SUMMARY TRANSACTIONS
010-460-208	***NOT IN USE***	.00				
010-460-209	***NOT IN USE***	.00			.00	.00
010-460-341	POSTAGE	.00			.00	.00
010-460-390	MISC EXPENSES	.00	370.18	19.41	350.77	350.77
010-460-401	PHONES & INTERNET	.00	30.00		30.00	30.00
010-460-402	REFERENCE MATERIALS	.00	1,221.20		1,221.20	1,221.20
010-460-403	DUES & SUBSCRIPTIONS	.00			.00	.00
010-460-404	INTEREST & FINANCE CHGS	.00	60.00		60.00	60.00
010-460-405	SVC & MAINT CONTRACTS	.00			.00	.00
010-460-406	***NOT IN USE***	.00	4,983.33		4,983.33	4,983.33
010-460-408	LEASES & RENTALS	.00			.00	.00
010-460-413	COURT APPT ATTY FEES	.00	2,500.00	371.00	2,129.00	2,129.00
010-460-414	COURT APPT ATTY EXPENSES	.00			.00	.00
010-460-415	INTERPRETERS	.00			.00	.00
010-460-418	SOFTWARE	.00			.00	.00
010-460-419	COMPUTER & PERIPHERAL MAINT	.00			.00	.00
010-460-423	INSURANCE-PUBLIC OFFICIAL LIAB	.00	168.75		168.75	168.75
010-460-425	EDUCATION & TRAINING	.00	553.40		553.40	553.40
010-460-426	TRAVEL EXPENSES	.00	847.74	150.00	697.74	697.74
010-460-427	OFFICE SUPPLIES	.00	1,574.31	576.72	997.59	997.59
010-460-428	OFFICE EQUIPMENT	.00	167.46		167.46	167.46
010-460-430	LEGAL NOTICE & PUBLICATIONS	.00			.00	.00
010-460-443	UTILITIES	.00			.00	.00
010-460-481	BONDS & NOTARY FEES	.00	4,051.41		4,051.41	4,051.41
010-460-486	PROFESSIONAL SERVICES	.00	50.00		50.00	50.00
		.00			.00	.00
	JP2 EXP	.00	58,002.26	1,117.13	56,885.13	56,885.13
010-465-101	JP3 SALARY	.00				
010-465-112	LONGEVITY PAY	.00	26,625.00		26,625.00	26,625.00
010-465-201	EMPLOYERS SS	.00	960.00		960.00	960.00
010-465-202	EMPLOYERS INSURANCE	.00	2,065.08		2,065.08	2,065.08
010-465-203	EMPLOYERS RETIREMENT	.00	9,556.08		9,556.08	9,556.08
010-465-204	WORKERS COMP	.00	2,383.44		2,383.44	2,383.44
010-465-208	***NOT IN USE***	.00	138.72		138.72	138.72
010-465-209	***NOT IN USE***	.00			.00	.00
010-465-341	POSTAGE	.00			.00	.00
010-465-390	MISC EXPENSES	.00			.00	.00
010-465-401	PHONES & INTERNET	.00			.00	.00
010-465-402	REFERENCE MATERIALS	.00	947.74		947.74	947.74
010-465-403	DUES & SUBSCRIPTIONS	.00			.00	.00
010-465-404	INTEREST & FINANCE CHGS	.00	306.00	135.00	171.00	171.00
010-465-405	SVC & MAINT CONTRACTS	.00			.00	.00
010-465-406	***NOT IN USE***	.00	4,983.33		4,983.33	4,983.33
010-465-408	LEASES & RENTALS	.00			.00	.00
010-465-413	COURT APPT ATTY FEES	.00			.00	.00
010-465-414	COURT APPT ATTY EXPENSES	.00			.00	.00
010-465-415	INTERPRETERS	.00			.00	.00
010-465-418	SOFTWARE	.00	15.00		15.00	15.00
010-465-419	COMPUTER & PERIPHERAL MAINT	.00	54.00		54.00	54.00
010-465-423	INSURANCE-PUBLIC OFFICIAL LIAB	.00	155.26	54.00	101.26	101.26
010-465-425	EDUCATION & TRAINING	.00	553.40		553.40	553.40
010-465-426	TRAVEL EXPENSES	.00	692.70	100.00	592.70	592.70
010-465-427	OFFICE SUPPLIES	.00	27.50		27.50	27.50
010-465-428	OFFICE EQUIPMENT	.00	245.53		245.53	245.53
		.00			.00	.00

ACCOUNT #	ACCOUNT NAME	BEGINNING BALANCE	TOTAL DEBITS	TOTAL CREDITS	ENDING BALANCE	SUMMARY TRANSACTIONS
010-465-430	LEGAL NOTICE & PUBLICATIONS	.00				
010-465-443	UTILITIES	.00			.00	.00
010-465-481	BONDS & NOTARY FEES	.00			.00	.00
010-465-486	PROFESSIONAL SERVICES	.00			.00	.00
	JP3 EXP	.00	49,708.78	289.00	49,419.78	49,419.78
010-475-101	COUNTY ATTORNEY SALARY	.00	36,697.32		36,697.32	36,697.32
010-475-102	STATE SUPPLEMENT (CO ATTY)	.00	34,999.92		34,999.92	34,999.92
010-475-104	***NOT IN USE***	.00			.00	.00
010-475-105	STAFF SALARIES	.00			.00	.00
010-475-106	***NOT IN USE***	.00	20,715.36		20,715.36	20,715.36
010-475-107	ADDITIONAL LABOR	.00			.00	.00
010-475-112	LONGEVITY PAY	.00			.00	.00
010-475-201	EMPLOYERS SS	.00	660.00		660.00	660.00
010-475-202	EMPLOYERS INSURANCE	.00	6,608.02		6,608.02	6,608.02
010-475-203	EMPLOYERS RETIREMENT	.00	19,112.16		19,112.16	19,112.16
010-475-204	WORKERS COMP	.00	8,041.32		8,041.32	8,041.32
010-475-207	UNEMPLOYMENT	.00	115.32		115.32	115.32
010-475-341	POSTAGE	.00	10.36		10.36	10.36
010-475-390	MISC EXPENSES	.00	298.71		298.71	298.71
010-475-401	PHONES & INTERNET	.00			.00	.00
010-475-402	REFERENCE MATERIALS	.00	64.00		64.00	64.00
010-475-403	DUES & SUBSCRIPTIONS	.00			.00	.00
010-475-404	INTEREST & FINANCE CHGS	.00			.00	.00
010-475-405	SVC & MAINT CONTRACTS	.00			.00	.00
010-475-408	LEASES & RENTALS	.00	6,602.50		6,602.50	6,602.50
010-475-415	INTERPRETERS	.00			.00	.00
010-475-418	SOFTWARE	.00			.00	.00
010-475-419	COMPUTER & PERIPHERAL MAINT	.00			.00	.00
010-475-423	INSURANCE-PUBLIC OFFICIAL LIAB	.00			.00	.00
010-475-425	EDUCATION & TRAINING	.00	553.40		553.40	553.40
010-475-426	TRAVEL EXPENSES	.00			.00	.00
010-475-427	OFFICE SUPPLIES	.00			.00	.00
010-475-428	OFFICE EQUIPMENT	.00	1,744.53		1,744.53	1,744.53
010-475-430	LEGAL NOTICES & PUBLICATIONS	.00			.00	.00
010-475-481	BONDS & NOTARY FEES	.00			.00	.00
010-475-486	PROFESSIONAL SERVICES	.00			.00	.00
	COUNTY ATTY EXP	.00	136,222.92	.00	136,222.92	136,222.92
010-476-103	DISTRICT ATTORNEY EXPENSE	.00	70,916.28		70,916.28	70,916.28
010-476-105	STAFF SALARIES	.00			.00	.00
010-476-107	ADDITIONAL LABOR	.00			.00	.00
010-476-112	LONGEVITY PAY	.00			.00	.00
010-476-201	EMPLOYERS SS	.00			.00	.00
010-476-202	EMPLOYERS INSURANCE	.00			.00	.00
010-476-203	EMPLOYERS RETIREMENT	.00			.00	.00
010-476-204	WORKERS COMP	.00			.00	.00
010-476-207	UNEMPLOYMENT	.00			.00	.00
010-476-341	POSTAGE	.00			.00	.00
010-476-390	MISC EXPENSES	.00			.00	.00
010-476-401	PHONES & INTERNET	.00			.00	.00
010-476-402	REFERENCE MATERIALS	.00			.00	.00
010-476-403	DUES & SUBSCRIPTIONS	.00			.00	.00

ACCOUNT #	ACCOUNT NAME	BEGINNING BALANCE	TOTAL DEBITS	TOTAL CREDITS	ENDING BALANCE	SUMMARY TRANSACTIONS
010-476-404	INTEREST & FINANCE CHGS	.00			.00	
010-476-405	SVC & MAINT CONTRACTS	.00			.00	
010-476-408	LEASES & RENTALS	.00	6,602.50		6,602.50	6,602.50
010-476-410	SEXUAL ASSAULT RELATED EXPENSE	.00			.00	
010-476-415	INTERPRETERS	.00	2,670.00	1,206.00	1,464.00	1,464.00
010-476-418	SOFTWARE	.00			.00	
010-476-419	COMPUTER & PERIPHERAL MAINT	.00			.00	
010-476-420	INSURANCE-GENERAL LIABILITY	.00			.00	
010-476-422	INSURANCE-AUTO	.00	32.44		32.44	32.44
010-476-425	EDUCATION & TRAINING	.00	77.00		77.00	77.00
010-476-426	TRAVEL EXPENSE	.00			.00	
010-476-427	OFFICE SUPPLIES	.00			.00	
010-476-428	OFFICE EQUIPMENT	.00			.00	
010-476-430	LEGAL NOTICES & PUBLICATIONS	.00			.00	
010-476-481	BONDS & NOTARY FEES	.00			.00	
010-476-486	PROFESSIONAL SERVICES	.00			.00	
	DISTRICT ATTY EXP	.00	243.00		243.00	243.00
		.00	80,541.22	1,206.00	79,335.22	79,335.22
010-495-102	AUDITOR SALARY	.00			.00	
010-495-104	STAFF SALARIES	.00	52,984.28		52,984.28	52,984.28
010-495-107	ADDITIONAL LABOR	.00			.00	
010-495-112	LONGEVITY	.00			.00	
010-495-201	EMPLOYERS SS	.00	300.00		300.00	300.00
010-495-202	EMPLOYERS INSURANCE	.00	4,076.25		4,076.25	4,076.25
010-495-203	EMPLOYERS RETIREMENT	.00	9,556.08		9,556.08	9,556.08
010-495-204	WORKERS COMP	.00	4,603.76		4,603.76	4,603.76
010-495-207	UNEMPLOYMENT	.00	138.72		138.72	138.72
010-495-390	MISC EXPENSES	.00	26.64		26.64	26.64
010-495-401	PHONES & INTERNET	.00			.00	
010-495-402	REFERENCE MATERIALS	.00	461.75		461.75	461.75
010-495-403	DUES & SUBSCRIPTIONS	.00	98.27		98.27	98.27
010-495-404	INTEREST & FINANCE CHGS	.00	235.00		235.00	235.00
010-495-405	SVC & MAINT CONTRACTS	.00			.00	
010-495-408	LEASES & RENTALS	.00	4,104.00		4,104.00	4,104.00
010-495-418	SOFTWARE	.00			.00	
010-495-419	COMPUTER & PERIPHERAL MAINT	.00	298.81		298.81	298.81
010-495-423	INSURANCE-PUBLIC OFFICIAL LIAB	.00	108.71		108.71	108.71
010-495-425	EDUCATION & TRAINING	.00	553.40		553.40	553.40
010-495-426	TRAVEL EXPENSE	.00	1,700.91		1,700.91	1,700.91
010-495-427	OFFICE SUPPLIES	.00			.00	
010-495-428	OFFICE EQUIPMENT	.00	168.21		168.21	168.21
010-495-430	LEGAL NOTICES & PUBLICATIONS	.00			.00	
010-495-481	BONDS & NOTARY FEES	.00			.00	
010-495-486	PROFESSIONAL SERVICES	.00	92.50		92.50	92.50
	CO AUDITOR EXP	.00			.00	
		.00	79,507.29	.00	79,507.29	79,507.29
010-497-101	TREASURER SALARY	.00			.00	
010-497-104	STAFF SALARIES	.00	43,315.17		43,315.17	43,315.17
010-497-107	ADDITIONAL LABOR	.00	30,037.20		30,037.20	30,037.20
010-497-110	SALARY SUPPLEMENT (TREASURER)	.00			.00	
010-497-112	LONGEVITY PAY	.00	2,400.00		2,400.00	2,400.00
010-497-201	EMPLOYERS SS	.00	1,560.00		1,560.00	1,560.00
010-497-202	EMPLOYERS INSURANCE	.00	5,893.89		5,893.89	5,893.89
		.00	19,112.16		19,112.16	19,112.16

ACCOUNT #	ACCOUNT NAME	BEGINNING BALANCE	TOTAL DEBITS	TOTAL CREDITS	ENDING BALANCE	SUMMARY TRANSACTIONS
010-497-203	EMPLOYERS RETIREMENT	.00	6,679.65		6,679.65	6,679.65
010-497-204	WORKERS COMP	.00	277.44		277.44	277.44
010-497-207	UNEMPLOYMENT	.00	15.36		15.36	15.36
010-497-390	MISC EXPENSES	.00			.00	.00
010-497-401	PHONES & INTERNET	.00	901.57		901.57	901.57
010-497-402	REFERENCE MATERIALS	.00			.00	.00
010-497-403	DUES & SUBSCRIPTIONS	.00	400.00	150.00	250.00	250.00
010-497-404	INTEREST & FINANCE CHGS	.00			.00	.00
010-497-405	SVC & MAINT CONTRACTS	.00	4,104.00		4,104.00	4,104.00
010-497-408	LEASES & RENTALS	.00			.00	.00
010-497-418	SOFTWARE	.00			.00	.00
010-497-419	COMPUTER & PERIPHERAL MAINT	.00	50.63		50.63	50.63
010-497-423	INSURANCE-PUBLIC OFFICIAL LIAB	.00	553.40		553.40	553.40
010-497-425	EDUCATION & TRAINING	.00	5,350.83	812.79	4,538.04	4,538.04
010-497-426	TRAVEL EXPENSES	.00			.00	.00
010-497-427	OFFICE SUPPLIES	.00	1,009.64		1,009.64	1,009.64
010-497-428	OFFICE EQUIPMENT	.00			.00	.00
010-497-430	LEGAL NOTICES & PUBLICATIONS	.00	1,465.80		1,465.80	1,465.80
010-497-481	BONDS & NOTARY FEES	.00			.00	.00
010-497-486	PROFESSIONAL SERVICES	.00			.00	.00
	CO TREASURER EXP	.00	123,126.74	962.79	122,163.95	122,163.95
010-499-101	TAX A/C SALARY	.00	42,830.88		42,830.88	42,830.88
010-499-104	STAFF SALARIES	.00	59,342.67		59,342.67	59,342.67
010-499-107	ADDITIONAL LABOR	.00			.00	.00
010-499-112	LONGEVITY PAY	.00	2,275.00		2,275.00	2,275.00
010-499-201	EMPLOYERS SS	.00	7,866.86		7,866.86	7,866.86
010-499-202	EMPLOYERS INSURANCE	.00	27,882.70		27,882.70	27,882.70
010-499-203	EMPLOYERS RETIREMENT	.00	9,024.30		9,024.30	9,024.30
010-499-204	WORKERS COMP	.00	416.16		416.16	416.16
010-499-207	UNEMPLOYMENT	.00	30.40		30.40	30.40
010-499-390	MISC EXPENSES	.00			.00	.00
010-499-401	PHONES & INTERNET	.00	2,328.18		2,328.18	2,328.18
010-499-402	REFERENCE MATERIALS	.00			.00	.00
010-499-403	DUES & SUBSCRIPTIONS	.00	189.00		189.00	189.00
010-499-404	INTEREST & FINANCE CHGS	.00			.00	.00
010-499-405	SVC & MAINT CONTRACTS	.00			.00	.00
010-499-408	LEASES & RENTALS	.00			.00	.00
010-499-410	TAG SALES COMMISSIONS	.00			.00	.00
010-499-418	SOFTWARE	.00	72.00		72.00	72.00
010-499-419	COMPUTER & PERIPHERAL MAINT	.00			.00	.00
010-499-423	INSURANCE-PUBLIC OFFICIAL LIAB	.00	546.73	168.74	377.99	377.99
010-499-425	EDUCATION & TRAINING	.00	553.40		553.40	553.40
010-499-426	TRAVEL EXPENSES	.00	1,485.81		1,485.81	1,485.81
010-499-427	OFFICE SUPPLIES	.00	1,333.69		1,333.69	1,333.69
010-499-428	OFFICE EQUIPMENT	.00	1,396.23		1,396.23	1,396.23
010-499-430	LEGAL NOTICES & PUBLICATIONS	.00	557.99		557.99	557.99
010-499-481	BONDS & NOTARY FEES	.00	81.00		81.00	81.00
010-499-486	PROFESSIONAL SERVICES	.00	5,923.00	2,413.11	3,509.89	3,509.89
010-499-488	VOTER REGISTRATION EXPENSES	.00	1,990.61		1,990.61	1,990.61
	TAX A/C EXP	.00	166,126.61	2,581.85	163,544.76	163,544.76
010-560-101	SHERIFF SALARY	.00	55,380.36		55,380.36	55,380.36

ACCOUNT #	ACCOUNT NAME	BEGINNING BALANCE	TOTAL DEBITS	TOTAL CREDITS	ENDING BALANCE	SUMMARY TRANSACTIONS
010-560-102	JAIL SARGENT SALARIES	.00	73,631.04		73,631.04	73,631.04
010-560-103	JAILERS SALARIES	.00	300,651.13		300,651.13	300,651.13
010-560-104	DEPUTIES SALARIES	.00	106,254.27		106,254.27	106,254.27
010-560-105	ADMN ASST SALARY	.00	36,821.28		36,821.28	36,821.28
010-560-106	CHIEF DEPUTY SALARY	.00	42,180.60		42,180.60	42,180.60
010-560-107	DIETARY AIDE SALARY	.00	29,620.85		29,620.85	29,620.85
010-560-108	JAIL MANAGER	.00	41,364.72		41,364.72	41,364.72
010-560-111	OT/PT/HOLIDAY	.00	53,871.59	500.00	53,371.59	53,371.59
010-560-112	LONGEVITY PAY	.00	7,565.00		7,565.00	7,565.00
010-560-113	SALARY SUPPLEMENT (SHERIFF)	.00			.00	.00
010-560-114	SALARY SUPPLEMENT (DIET AIDE)	.00	4,275.60		4,275.60	4,275.60
010-560-201	EMPLOYERS SS	.00	56,829.64		56,829.64	56,829.64
010-560-202	EMPLOYERS INSURANCE	.00	172,009.44		172,009.44	172,009.44
010-560-203	EMPLOYERS RETIREMENT	.00	64,845.02		64,845.02	64,845.02
010-560-204	WORKERS COMP	.00	18,734.58	6,244.62	12,489.96	12,489.96
010-560-207	UNEMPLOYMENT	.00	353.72		353.72	353.72
010-560-305	HOMELAND SECURITY GRANT EXP	.00			.00	.00
010-560-310	***NOT IN USE***	.00			.00	.00
010-560-328	KITCHEN EQUIP & SUPPLIES	.00	1,352.43		1,352.43	1,352.43
010-560-329	INMATE TRANSPORT	.00	5,354.85		5,354.85	5,354.85
010-560-330	INMATE INCIDENTALS	.00	4,471.03	839.00	3,632.03	3,632.03
010-560-331	***NOT IN USE***	.00			.00	.00
010-560-332	INMATE FOOD	.00	43,168.70		43,168.70	43,168.70
010-560-333	INMATE MEDICAL	.00	30,159.61	511.13	29,648.48	29,648.48
010-560-334	GASOLINE	.00	24,010.98		24,010.98	24,010.98
010-560-335	DIESEL	.00			.00	.00
010-560-336	BATTERIES, FILTERS, LUBES&TIRES	.00	5,204.12	1,392.00	3,812.12	3,812.12
010-560-337	RPR & MAINT ROLLING STOCK	.00	7,532.12	271.05	7,261.07	7,261.07
010-560-338	RPR & MAINT FACILITIES	.00	17,799.87	387.50	17,412.37	17,412.37
010-560-339	RPR & MAINT EQUIPMENT	.00	17,541.93	484.00	17,057.93	17,057.93
010-560-340	UNIFORMS	.00	4,229.72	158.38	4,071.34	4,071.34
010-560-341	POSTAGE	.00	1,695.98		1,695.98	1,695.98
010-560-342	EMPLOYEE TESTING	.00	566.84		566.84	566.84
010-560-343	AMMO & FIREARM ACCESSORIES	.00	2,708.30		2,708.30	2,708.30
010-560-350	CRIME/ACCIDENT SCENE SUPPLIES	.00	1,621.56		1,621.56	1,621.56
010-560-351	***NOT IN USE***	.00			.00	.00
010-560-352	***NOT IN USE***	.00			.00	.00
010-560-353	***NOT IN USE***	.00			.00	.00
010-560-390	MISC EXPENSES	.00	726.04	26.27	699.77	699.77
010-560-391	***NOT IN USE***	.00			.00	.00
010-560-401	PHONES, INTERNET, & CABLE	.00	15,614.67	1,716.72	13,897.95	13,897.95
010-560-402	REFERENCE MATERIALS	.00	454.93		454.93	454.93
010-560-403	DUES & SUBSCRIPTIONS	.00	925.00		925.00	925.00
010-560-404	INTEREST & FINANCE CHGS	.00	142.69		142.69	142.69
010-560-405	SVC & MAINT CONTRACTS	.00	31,039.62	47.90	30,991.72	30,991.72
010-560-406	***NOT IN USE***	.00			.00	.00
010-560-407	JANITORIAL SUPPLIES	.00	7,699.53	219.57	7,479.96	7,479.96
010-560-408	LEASES & RENTALS	.00	4,202.48		4,202.48	4,202.48
010-560-410	SCAAP GRANT EXP	.00			.00	.00
010-560-411	COMMUNITY OUTREACH	.00	2,606.60		2,606.60	2,606.60
010-560-418	SOFTWARE	.00	1,681.43		1,681.43	1,681.43
010-560-419	COMPUTER & PERIPHERAL MAINT	.00	5,533.90	658.14	4,875.76	4,875.76
010-560-420	INSURANCE-GENERAL LIABILITY	.00	1,738.87		1,738.87	1,738.87
010-560-421	INSURANCE-PROPERTY	.00	8,673.63	252.63	8,421.00	8,421.00
010-560-422	INSURANCE-AUTO	.00	4,127.00		4,127.00	4,127.00



ACCOUNT #	ACCOUNT NAME	BEGINNING BALANCE	TOTAL DEBITS	TOTAL CREDITS	ENDING BALANCE	SUMMARY TRANSACTIONS
010-560-423	INSURANCE-PUBLIC OFFICIAL LIAB	.00				
010-560-424	INSURANCE-LAW ENFORCEMENT LIAB	.00	553.40		553.40	553.40
010-560-425	EDUCATION & TRAINING	.00	8,981.00		8,981.00	8,981.00
010-560-426	TRAVEL EXPENSES	.00	2,729.16	215.39	2,513.77	2,513.77
010-560-427	OFFICE SUPPLIES	.00	713.41	131.81	581.60	581.60
010-560-428	OFFICE EQUIPMENT	.00	5,556.10	67.29	5,488.81	5,488.81
010-560-430	LEGAL NOTICES & PUBLICATIONS	.00	3,225.90	112.93	3,112.97	3,112.97
010-560-443	UTILITIES	.00	414.37		414.37	414.37
010-560-451	***NOT IN USE***	.00				
010-560-481	BONDS & NOTARY FEES	.00	44,015.51	375.82	43,639.69	43,639.69
010-560-486	PROFESSIONAL SERVICES	.00			.00	.00
		.00	699.00		699.00	699.00
		.00	116.74		116.74	116.74
	SHERIFF OFFICE EXP	.00				
		.00	1,383,977.86	14,612.15	1,369,365.71	1,369,365.71
010-580-107	ADDITIONAL LABOR	.00				
010-580-201	EMPLOYERS SS	.00	6,375.88		6,375.88	6,375.88
010-580-203	EMPLOYERS RETIREMENT	.00			.00	.00
010-580-204	WORKERS COMP	.00			.00	.00
010-580-207	UNEMPLOYMENT	.00			.00	.00
010-580-341	POSTAGE	.00			.00	.00
010-580-390	MISC EXPENSES	.00			.00	.00
010-580-401	PHONES & INTERNET	.00	756.17		756.17	756.17
010-580-405	SVC & MAINT CONTRACTS	.00	1,904.43		1,904.43	1,904.43
010-580-406	***NOT IN USE***	.00				
010-580-408	LEASES & RENTALS	.00	600.00		600.00	600.00
010-580-427	OFFICE SUPPLIES	.00	3,000.00		3,000.00	3,000.00
010-580-428	OFFICE EQUIPMENT	.00	265.92		265.92	265.92
010-580-443	UTILITIES	.00			.00	.00
010-580-460	***NOT IN USE***	.00	1,800.00		1,800.00	1,800.00
010-580-461	***NOT IN USE***	.00			.00	.00
	DPS EXP	.00				
		.00	14,702.40	.00	14,702.40	14,702.40
010-665-102	CEA SALARY CONTRIBUTION	.00				
010-665-105	STAFF SALARIES	.00	13,189.19		13,189.19	13,189.19
010-665-109	***NOT IN USE***	.00	15,018.72		15,018.72	15,018.72
010-665-112	LONGEVITY PAY	.00			.00	.00
010-665-201	EMPLOYERS SS	.00	330.00		330.00	330.00
010-665-202	EMPLOYERS INSURANCE	.00	1,158.84		1,158.84	1,158.84
010-665-203	EMPLOYERS RETIREMENT	.00	4,778.06		4,778.06	4,778.06
010-665-204	WORKERS COMP	.00	1,326.24		1,326.24	1,326.24
010-665-207	UNEMPLOYMENT	.00	69.36		69.36	69.36
010-665-330	CEA PROGRAM EXPENSES	.00	7.68		7.68	7.68
010-665-331	ANIMAL CARE EQUIP & SUPPLIES	.00	185.52		185.52	185.52
010-665-332	***NOT IN USE***	.00	1,073.57		1,073.57	1,073.57
010-665-334	GASOLINE	.00			.00	.00
010-665-335	DIESEL	.00			.00	.00
010-665-336	BATTERIES, FILTERS, LUBES&TIRES	.00	5,435.92	326.93	5,108.99	5,108.99
010-665-337	RPR & MAINT ROLLING STOCK	.00	949.96	52.19	897.77	897.77
010-665-341	POSTAGE	.00	2,041.53		2,041.53	2,041.53
010-665-390	MISC EXPENSES	.00	23.34		23.34	23.34
010-665-392	4-H PROGRAMS	.00	340.07		340.07	340.07
010-665-401	PHONES & INTERNET	.00	1,083.79		1,083.79	1,083.79
010-665-402	REFERENCE MATERIALS	.00	687.30		687.30	687.30
010-665-403	DUES & SUBSCRIPTIONS	.00			.00	.00
		.00	520.00		520.00	520.00

ACCOUNT #	ACCOUNT NAME	BEGINNING BALANCE	TOTAL DEBITS	TOTAL CREDITS	ENDING BALANCE	SUMMARY TRANSACTIONS
010-665-404	INTEREST & FINANCE CHGS	.00				
010-665-405	SVC & MAINT CONTRACTS	.00			.00	.00
010-665-408	LEASES & RENTALS	.00			.00	.00
010-665-418	SOFTWARE	.00			.00	.00
010-665-419	COMPUTER & PERIPHERAL MAINT	.00			.00	.00
010-665-420	INSURANCE-GENERAL LIABILITY	.00			.00	.00
010-665-421	INSURANCE-PROPERTY	.00	195.50		195.50	195.50
010-665-422	INSURANCE-AUTO	.00			.00	.00
010-665-425	EDUCATION & TRAINING	.00	464.00		464.00	464.00
010-665-426	TRAVEL EXPENSES	.00	1,168.39		1,168.39	1,168.39
010-665-427	OFFICE SUPPLIES	.00	6,005.98	2,019.77	3,986.21	3,986.21
010-665-428	OFFICE EQUIPMENT	.00	1,091.57	59.98	1,031.59	1,031.59
010-665-429	***NOT IN USE***	.00	674.98	212.50	462.48	462.48
010-665-430	LEGAL NOTICES & PUBLICATIONS	.00			.00	.00
010-665-481	BONDS & NOTARY FEES	.00			.00	.00
010-665-486	PROFESSIONAL SERVICES	.00			.00	.00
CEA EXP		.00	57,819.51	2,671.37	55,148.14	55,148.14
010-670-102	FCS SALARY CONTRIBUTION	.00				
010-670-105	STAFF SALARIES	.00	15,980.60		15,980.60	15,980.60
010-670-112	LONGEVITY PAY	.00	15,018.48		15,018.48	15,018.48
010-670-113	AUTO ALLOWANCE	.00	330.00		330.00	330.00
010-670-201	EMPLOYERS SS	.00			.00	.00
010-670-202	EMPLOYERS INSURANCE	.00	1,158.72		1,158.72	1,158.72
010-670-203	EMPLOYERS RETIREMENT	.00	4,778.00		4,778.00	4,778.00
010-670-204	WORKERS COMP	.00	1,326.00		1,326.00	1,326.00
010-670-207	UNEMPLOYMENT	.00	69.36		69.36	69.36
010-670-330	FCS PROGRAM EXPENSES	.00	7.68		7.68	7.68
010-670-334	GASOLINE	.00	862.67		862.67	862.67
010-670-336	BATTERIES, FILTERS, LUBES&TIRES	.00	632.88		632.88	632.88
010-670-337	RPR & MAINT ROLLING STOCK	.00			.00	.00
010-670-341	POSTAGE	.00	228.19		228.19	228.19
010-670-390	MISC EXPENSES	.00			.00	.00
010-670-392	4-H PROGRAMS	.00	381.60		381.60	381.60
010-670-401	PHONES & INTERNET	.00	693.27	45.53	647.74	647.74
010-670-402	REFERENCE MATERIALS	.00	687.26		687.26	687.26
010-670-403	DUES & SUBSCRIPTIONS	.00			.00	.00
010-670-404	INTEREST & FINANCE CHGS	.00	270.00		270.00	270.00
010-670-405	SVC & MAINT CONTRACTS	.00			.00	.00
010-670-408	LEASES & RENTALS	.00			.00	.00
010-670-418	SOFTWARE	.00			.00	.00
010-670-419	COMPUTER & PERIPHERAL MAINT	.00			.00	.00
010-670-420	INSURANCE-GENERAL LIABILITY	.00			.00	.00
010-670-422	INSURANCE-AUTO	.00			.00	.00
010-670-425	EDUCATION & TRAINING	.00			.00	.00
010-670-426	TRAVEL EXPENSES	.00	958.85		958.85	958.85
010-670-427	OFFICE SUPPLIES	.00	2,520.01		2,520.01	2,520.01
010-670-428	OFFICE EQUIPMENT	.00	1,080.72	60.00	1,020.72	1,020.72
010-670-430	LEGAL NOTICES & PUBLICATIONS	.00	505.18	212.50	292.68	292.68
010-670-481	BONDS & NOTARY FEES	.00			.00	.00
010-670-486	PROFESSIONAL SERVICES	.00			.00	.00
FCS EXP		.00	47,489.47	318.03	47,171.44	47,171.44

ACCOUNT #	ACCOUNT NAME	BEGINNING BALANCE	TOTAL DEBITS	TOTAL CREDITS	ENDING BALANCE	SUMMARY TRANSACTIONS
010-695-558	BUILDING-LAW ENFORCEMENT	.00	18,611.00		18,611.00	18,611.00
010-695-570	BUILDING-COURTHOUSE	.00			.00	.00
010-695-571	INFRASTRUCTURE-COURTHOUSE	.00	15,245.00		15,245.00	15,245.00
010-695-572	ADULT PROBATION CAPEX	.00			.00	.00
010-695-574	COUNTY CLERK CAPEX	.00			.00	.00
010-695-575	DISTRICT CLERK CAPEX	.00			.00	.00
010-695-576	TAX A/C CAPEX	.00			.00	.00
010-695-577	TREASURER CAPEX	.00			.00	.00
010-695-578	DPS CAPEX	.00			.00	.00
010-695-579	COUNTY JUDGE CAPEX	.00			.00	.00
010-695-580	JP1 CAPEX	.00			.00	.00
010-695-581	JP2 CAPEX	.00			.00	.00
010-695-582	JP3 CAPEX	.00			.00	.00
010-695-583	DISTRICT JUDGE CAPEX	.00			.00	.00
010-695-584	CEA CAPEX	.00	916.54		916.54	916.54
010-695-585	EMERGENCY MGMT CAPEX	.00			.00	.00
010-695-586	***NOT IN USE***	.00			.00	.00
010-695-587	***NOT IN USE***	.00			.00	.00
010-695-588	***NOT IN USE***	.00			.00	.00
010-695-589	***NOT IN USE***	.00			.00	.00
010-695-590	SHERIFF CAPEX	.00			.00	.00
010-695-591	COUNTY ATTORNEY CAPEX	.00	47,687.81		47,687.81	47,687.81
010-695-592	***NOT IN USE***	.00			.00	.00
010-695-593	COUNTY AUDITOR CAPEX	.00			.00	.00
010-695-594	FCS CAPEX	.00			.00	.00
	CAPITAL EXPENDITURES	.00	82,460.35	.00	82,460.35	82,460.35
	TOTAL GENERAL FUND EXP	.00	3,600,870.52	118,640.04	3,482,230.48	3,482,230.48
	*** FUND TOTAL ***	.00	13,842,539.05	13,842,539.05	.00	.00

ACCOUNT #	ACCOUNT NAME	BEGINNING BALANCE	TOTAL DEBITS	TOTAL CREDITS	ENDING BALANCE	SUMMARY TRANSACTIONS
021-103-000	CASH IN BANK	204,985.16				
021-104-000	INVESTMENT - CD	.00	615,601.86	496,125.37	324,461.65	119,476.49
021-104-500	INVESTMENT-OTHER	.00			.00	.00
021-121-000	PROPERTY TAXES RECEIVABLE	116,172.07			.00	.00
021-121-100	ALLOW - PROPERTY TAXES	6,072.83-			116,172.07	.00
021-131-100	DUE FROM CLEARING	.00			6,072.83-	.00
	TOTAL ASSETS	315,084.40	615,601.86	496,125.37	434,560.89	119,476.49
021-201-000	VOUCHERS PAYABLE	.00				
021-202-100	SALARIES PAYABLE	.00	498,934.68	498,934.68	.00	.00
021-205-000	DEFERRED TAX REVENUES	110,098.52-	138,234.71	138,234.71	.00	.00
021-207-010	DUE TO GENERAL ACCT	.00			110,098.52-	.00
021-241-100	BUDGETED FUND BALANCE	.00			.00	.00
021-243-000	ENCUMBRANCES	.00			.00	.00
021-244-000	RESERVE FOR ENCUMBRANCES	.00			.00	.00
021-271-000	FUND BALANCE	204,985.88-			.00	.00
	TOTAL LIABILITY & FUND BALANCE	315,084.40-	637,169.39	637,169.39	204,985.88-	.00
021-310-000	AD VALOREM TAXES	.00				
021-321-200	AUTO REGISTRATION	.00		224,682.80	224,682.80-	224,682.80-
021-342-000	MACHINE HIRE	.00		117,037.16	117,037.16-	117,037.16-
021-342-101	FEMA GRANT REVENUES	.00		720.00	720.00-	720.00-
021-350-100	INSURANCE PROCEEDS	.00		191,733.99	191,733.99-	191,733.99-
021-360-000	INTEREST - NOW ACCT	.00			.00	.00
021-360-100	INTEREST - CD	.00		709.01	709.01-	709.01-
021-360-200	INTEREST - INVESTMENT	.00			.00	.00
021-364-000	SALE OF EQUIPMENT	.00			.00	.00
021-370-000	MISC INCOME	.00			.00	.00
021-390-000	TRANSFERS - IN	.00		30,503.90	30,503.90-	30,503.90-
	TOTAL REVENUE	.00	.00	615,386.86	50,000.00-	50,000.00-
				615,386.86	615,386.86-	615,386.86-
021-612-101	COMMISSIONER SALARY	.00	28,194.36		28,194.36	28,194.36
021-612-103	MAINTENANCE STAFF SALARIES	.00	100,475.35		100,475.35	100,475.35
021-612-107	ADDITIONAL LABOR	.00	2,825.00		2,825.00	2,825.00
021-612-112	LONGEVITY PAY-COMMISSIONER	.00	840.00		840.00	840.00
021-612-113	AUTO ALLOWANCE	.00	6,000.00		6,000.00	6,000.00
021-612-114	LONGEVITY PAY-MAINT STAFF	.00	600.00		600.00	600.00
021-612-201	EMPLOYERS SS	.00	10,285.46		10,285.46	10,285.46
021-612-202	EMPLOYERS INSURANCE	.00	35,082.16		35,082.16	35,082.16
021-612-203	EMPLOYERS RETIREMENT	.00	11,759.93		11,759.93	11,759.93
021-612-204	WORKERS COMP	.00	3,488.84		3,488.84	3,488.84
021-612-207	UNEMPLOYMENT	.00	51.61		51.61	51.61
021-612-333	PROPANE	.00			.00	.00
021-612-334	GASOLINE	.00			.00	.00
021-612-335	DIESEL	.00	678.30		678.30	678.30
021-612-336	BATTERIES, FILTERS, LUBES&TIRES	.00	24,055.36		24,055.36	24,055.36
			14,266.23	268.03	13,998.20	13,998.20

ACCOUNT #	ACCOUNT NAME	BEGINNING BALANCE	TOTAL DEBITS	TOTAL CREDITS	ENDING BALANCE	SUMMARY TRANSACTIONS
021-612-337	RPR & MAINT ROLLING STOCK	.00	142.61		142.61	142.61
021-612-338	RPR & MAINT FACILITIES	.00	35.86		35.86	35.86
021-612-339	RPR & MAINT EQUIPMENT	.00	15,470.29	873.52	14,596.77	14,596.77
021-612-342	EMPLOYEE TESTING	.00	395.00		395.00	395.00
021-612-349	SHOP TOOLS	.00	410.00		410.00	410.00
021-612-350	MATERIALS & SUPPLIES	.00	24,541.39		24,541.39	24,541.39
021-612-390	MISC EXPENSES	.00	11.00		11.00	11.00
021-612-400	***NOT IN USE***	.00			.00	.00
021-612-401	PHONES & INTERNET	.00	378.98		378.98	378.98
021-612-402	REFERENCE MATERIALS	.00			.00	.00
021-612-403	DUES & SUBSCRIPTIONS	.00	300.00		300.00	300.00
021-612-404	INTEREST & FINANCE CHGS	.00	4,657.41	1,469.60	3,187.81	3,187.81
021-612-405	SVC & MAINT CONTRACTS	.00			.00	.00
021-612-408	LEASES & RENTALS	.00	62.00		62.00	62.00
021-612-409	FEMA GRANT EXPENSES	.00	126,065.55	65.76	125,999.79	125,999.79
021-612-414	EMPLOYEE MEDICAL EXPENSE	.00			.00	.00
021-612-419	COMPUTER & PERIPHERAL MAINT	.00			.00	.00
021-612-420	INSURANCE-GENERAL LIABILITY	.00	275.56		275.56	275.56
021-612-421	INSURANCE-PROPERTY	.00	2,543.00		2,543.00	2,543.00
021-612-422	INSURANCE-AUTO	.00	654.00		654.00	654.00
021-612-423	INSURANCE-PUBLIC OFFICIAL LIAB	.00	553.40		553.40	553.40
021-612-424	***NOT IN USE***	.00			.00	.00
021-612-425	EDUCATION & TRAINING	.00	2,262.50	334.00	1,928.50	1,928.50
021-612-426	TRAVEL EXPENSES	.00			.00	.00
021-612-427	OFFICE SUPPLIES	.00			.00	.00
021-612-428	OFFICE EQUIPMENT	.00			.00	.00
021-612-430	LEGAL NOTICES & PUBLICATIONS	.00			.00	.00
021-612-443	UTILITIES	.00	2,375.60	13.40	2,362.20	2,362.20
021-612-481	BONDS & NOTARY FEES	.00			.00	.00
021-612-484	APPRAISAL FEES	.00	7,253.49		7,253.49	7,253.49
021-612-486	PROFESSIONAL SERVICES	.00			.00	.00
021-612-490	COMMUNITY OUTREACH	.00	1,820.00		1,820.00	1,820.00
021-612-570	CAPITAL EXPENDITURES	.00	70,124.44		70,124.44	70,124.44
	FM PCT1 EXP	.00	498,934.68	3,024.31	495,910.37	495,910.37
	TOTAL EXPENDITURES	.00	498,934.68	3,024.31	495,910.37	495,910.37
	*** FUND TOTAL ***	.00	1,751,705.93	1,751,705.93	.00	.00

ACCOUNT #	ACCOUNT NAME	BEGINNING BALANCE	TOTAL DEBITS	TOTAL CREDITS	ENDING BALANCE	SUMMARY TRANSACTIONS
022-103-000	CASH IN BANK	285,736.11	483,501.24	517,224.66	252,012.69	33,723.42-
022-104-000	INVESTMENT - CD	.00			.00	.00
022-104-500	INVESTMENT - OTHER	.00			.00	.00
022-121-000	PROPERTY TAXES RECEIVABLE	107,423.78			107,423.78	.00
022-121-100	ALLOW - PROPERTY TAXES	5,615.67-			5,615.67-	.00
022-131-100	DUE FROM CLEARING	.00			.00	.00
TOTAL ASSETS		387,544.22	483,501.24	517,224.66	353,820.80	33,723.42-
022-201-000 VOUCHERS PAYABLE		.00	518,106.58	518,106.58	.00	.00
022-202-100 SALARIES PAYABLE		.00	158,405.60	158,405.60	.00	.00
022-205-000 DEFERRED TAX REVENUES		99,945.65-			99,945.65-	.00
022-207-010 DUE TO GENERAL ACCT		.00			.00	.00
022-241-100 BUDGETED FUND BALANCE		.00			.00	.00
022-243-000 ENCUMBRANCES		.00			.00	.00
022-244-000 RESERVE FOR ENCUMBRANCES		.00			.00	.00
022-271-000 FUND BALANCE		287,598.57-			287,598.57-	.00
TOTAL LIABILITY & FUND BALANCE		387,544.22-	676,512.18	676,512.18	387,544.22-	.00
022-310-000 AD VALOREM TAXES		.00		207,748.83	207,748.83-	207,748.83-
022-321-200 AUTO REGISTRATION		.00		108,216.14	108,216.14-	108,216.14-
022-342-001 FEMA GRANT REVENUES		.00		93,619.48	93,619.48-	93,619.48-
022-342-100 MACHINE HIRE		.00			.00	.00
022-350-100 INSURANCE PROCEEDS		.00			.00	.00
022-360-000 INTEREST - NOW ACCT		.00			.00	.00
022-360-100 INTEREST - CD		.00		991.46	991.46-	991.46-
022-360-200 INTEREST - INVESTMENTS		.00			.00	.00
022-364-000 SALE OF EQUIPMENT		.00			.00	.00
022-370-000 MISC INCOME		.00		21,713.67	21,713.67-	21,713.67-
022-390-000 TRANSFERS - IN		.00		50,000.00	50,000.00-	50,000.00-
TOTAL REVENUE		.00	.00	482,289.58	482,289.58-	482,289.58-
022-613-101 COMMISSIONER SALARY		.00	28,194.36		28,194.36	28,194.36
022-613-103 MAINTENANCE STAFF SALARIES		.00	116,166.24		116,166.24	116,166.24
022-613-107 ADDITIONAL LABOR		.00	6,250.00		6,250.00	6,250.00
022-613-112 LONGEVITY PAY-COMMISSIONER		.00	300.00		300.00	300.00
022-613-113 AUTO ALLOWANCE		.00	6,000.00		6,000.00	6,000.00
022-613-114 LONGEVITY PAY-MAINT STAFF		.00	1,495.00		1,495.00	1,495.00
022-613-201 EMPLOYERS SS		.00	10,982.74		10,982.74	10,982.74
022-613-202 EMPLOYERS INSURANCE		.00	28,668.24		28,668.24	28,668.24
022-613-203 EMPLOYERS RETIREMENT		.00	13,146.31		13,146.31	13,146.31
022-613-204 WORKERS COMP		.00	4,315.44		4,315.44	4,315.44
022-613-207 UNEMPLOYMENT		.00	61.95		61.95	61.95
022-613-333 PROPANE		.00			.00	.00
022-613-334 GASOLINE		.00	1,904.26		1,904.26	1,904.26
022-613-335 DIESEL		.00	28,483.48		28,483.48	28,483.48
022-613-336 BATTERIES, FILTERS, LUBES&TIRES		.00	13,124.75	1,493.03	11,631.72	11,631.72

ACCOUNT #	ACCOUNT NAME	BEGINNING BALANCE	TOTAL DEBITS	TOTAL CREDITS	ENDING BALANCE	SUMMARY TRANSACTIONS
022-613-337	RPR & MAINT ROLLING STOCK	.00				
022-613-338	RPR & MAINT FACILITIES	.00	195.60		195.60	195.60
022-613-339	RPR & MAINT EQUIPMENT	.00			.00	.00
022-613-342	EMPLOYEE TESTING	.00	15,908.48		15,908.48	15,908.48
022-613-349	SHOP TOOLS	.00	245.00		245.00	245.00
022-613-350	MATERIALS & SUPPLIES	.00	394.42		394.42	394.42
022-613-390	MISC EXPENSES	.00	13,769.34	39.60	13,729.74	13,729.74
022-613-400	***NOT IN USE***	.00			.00	.00
022-613-401	PHONES & INTERNET	.00			.00	.00
022-613-402	REFERENCE MATERIALS	.00			.00	.00
022-613-403	DUES & SUBSCRIPTIONS	.00			.00	.00
022-613-404	INTEREST & FINANCE CHGS	.00	300.00		300.00	300.00
022-613-405	SVC & MAINT CONTRACTS	.00	5,852.34		5,852.34	5,852.34
022-613-408	LEASES & RENTALS	.00			.00	.00
022-613-409	FEMA GRANT EXPENSES	.00	108.19		108.19	108.19
022-613-414	EMPLOYEE MEDICAL EXPENSE	.00			.00	.00
022-613-419	COMPUTER & PERIPHERAL MAINT	.00			.00	.00
022-613-420	INSURANCE-GENERAL LIABILITY	.00			.00	.00
022-613-421	INSURANCE-PROPERTY	.00	351.40		351.40	351.40
022-613-422	INSURANCE-AUTO	.00	2,636.00		2,636.00	2,636.00
022-613-423	INSURANCE-PUBLIC OFFICIAL LIAB	.00	834.00		834.00	834.00
022-613-424	***NOT IN USE***	.00	553.40		553.40	553.40
022-613-425	EDUCATION & TRAINING	.00			.00	.00
022-613-426	TRAVEL EXPENSES	.00	2,262.77	440.00	1,822.77	1,822.77
022-613-427	OFFICE SUPPLIES	.00			.00	.00
022-613-428	OFFICE EQUIPMENT	.00			.00	.00
022-613-430	LEGAL NOTICES & PUBLICATIONS	.00			.00	.00
022-613-443	UTILITIES	.00			.00	.00
022-613-481	BONDS & NOTARY FEES	.00	3,615.19	120.95	3,494.24	3,494.24
022-613-484	APPRAISAL FEES	.00			.00	.00
022-613-486	PROFESSIONAL SERVICES	.00	6,706.80		6,706.80	6,706.80
022-613-490	COMMUNITY OUTREACH	.00	1,500.00		1,500.00	1,500.00
022-613-570	CAPITAL EXPENDITURES	.00	203,780.88		203,780.88	203,780.88
	FM PCT2 EXP	.00	518,106.58	2,093.58	516,013.00	516,013.00
	TOTAL EXPENDITURES	.00	518,106.58	2,093.58	516,013.00	516,013.00
	*** FUND TOTAL ***	.00	1,678,120.00	1,678,120.00	.00	.00

## SUMMARY OF TRANSACTIONS - JANUARY

2017 THRU DECEMBER

2017

GEL124 PAGE 19

ACCOUNT #	ACCOUNT NAME	BEGINNING BALANCE	TOTAL DEBITS	TOTAL CREDITS	ENDING BALANCE	SUMMARY TRANSACTIONS
023-103-000	CASH IN BANK	700,023.26	515,344.19	470,112.27	745,255.18	45,231.92
023-104-000	INVESTMENT - CD	.00			.00	.00
023-104-500	INVESTMENT - OTHER	.00			.00	.00
023-121-000	PROPERTY TAXES RECEIVABLE	147,109.44			147,109.44	.00
023-121-100	ALLOW - PROPERTY TAXES	7,691.16-			7,691.16-	.00
023-131-100	DUE FROM CLEARING	.00			.00	.00
TOTAL ASSETS		839,441.54	515,344.19	470,112.27	884,673.46	45,231.92
023-201-000 VOUCHERS PAYABLE		.00	471,868.83	471,868.83	.00	.00
023-202-100 SALARIES PAYABLE		.00	157,785.70	157,785.70	.00	.00
023-205-000 DEFERRED TAX REVENUES		139,418.46-			139,418.46-	.00
023-207-010 DUE TO GENERAL ACCT		.00			.00	.00
023-241-100 BUDGETED FUND BALANCE		.00			.00	.00
023-243-000 ENCUMBRANCES		.00			.00	.00
023-244-000 RESERVE FOR ENCUMBRANCES		.00			.00	.00
023-271-000 FUND BALANCE		700,023.08-			700,023.08-	.00
TOTAL LIABILITY & FUND BALANCE		839,441.54-	629,654.53	629,654.53	839,441.54-	.00
023-310-000 AD VALOREM TAXES		.00		285,228.91	285,228.91-	285,228.91-
023-321-200 AUTO REGISTRATION		.00		148,575.48	148,575.48-	148,575.48-
023-342-100 MACHINE HIRE		.00			.00	.00
023-342-101 FEMA GRANT REVENUES		.00			.00	.00
023-350-100 INSURANCE PROCEEDS		.00			.00	.00
023-360-000 INTEREST - NOW ACCT		.00			.00	.00
023-360-100 INTEREST - CD		.00		1,712.83	1,712.83-	1,712.83-
023-360-200 INTEREST - INVESTMENT		.00			.00	.00
023-364-000 SALE OF EQUIPMENT		.00			.00	.00
023-370-000 MISC INCOME		.00		28,382.03	28,382.03-	28,382.03-
023-390-000 TRANSFERS - IN		.00		50,000.00	50,000.00-	50,000.00-
TOTAL REVENUE		.00	.00	513,899.25	513,899.25-	513,899.25-
023-614-101 COMMISSIONER SALARY		.00	28,194.36		28,194.36	28,194.36
023-614-103 MAINTENANCE STAFF SALARIES		.00	98,995.09		98,995.09	98,995.09
023-614-107 ADDITIONAL LABOR		.00	22,456.25		22,456.25	22,456.25
023-614-112 LONGEVITY PAY-COMMISSIONER		.00	300.00		300.00	300.00
023-614-113 AUTO ALLOWANCE		.00	6,000.00		6,000.00	6,000.00
023-614-114 LONGEVITY PAY-MAINT STAFF		.00	1,840.00		1,840.00	1,840.00
023-614-201 EMPLOYERS SS		.00	11,644.92		11,644.92	11,644.92
023-614-202 EMPLOYERS INSURANCE		.00	23,890.20		23,890.20	23,890.20
023-614-203 EMPLOYERS RETIREMENT		.00	11,692.39		11,692.39	11,692.39
023-614-204 WORKERS COMP		.00	3,488.84		3,488.84	3,488.84
023-614-207 UNEMPLOYMENT		.00	61.65		61.65	61.65
023-614-333 PROPANE		.00	1,275.00		1,275.00	1,275.00
023-614-334 GASOLINE		.00	1,870.48		1,759.40	1,759.40
023-614-335 DIESEL		.00	24,871.09	111.08	24,871.09	24,871.09
023-614-336 BATTERIES, FILTERS, LUBES&TIRES		.00	21,229.98	1,465.91	19,764.07	19,764.07



## SUMMARY OF TRANSACTIONS - JANUARY

2017 THRU DECEMBER

2017

GEL124 PAGE

20

ACCOUNT #	ACCOUNT NAME	BEGINNING BALANCE	TOTAL DEBITS	TOTAL CREDITS	ENDING BALANCE	SUMMARY TRANSACTIONS
023-614-337	RPR & MAINT ROLLING STOCK	.00	1,002.18	129.25	872.93	872.93
023-614-338	RPR & MAINT FACILITIES	.00	5,822.90		5,822.90	5,822.90
023-614-339	RPR & MAINT EQUIPMENT	.00	11,709.14	1,179.99	10,529.15	10,529.15
023-614-342	EMPLOYEE TESTING	.00	125.76		125.76	125.76
023-614-349	SHOP TOOLS	.00	1,075.52	51.34	1,024.18	1,024.18
023-614-350	MATERIALS & SUPPLIES	.00	1,061.02	48.93	1,012.09	1,012.09
023-614-390	MISC EXPENSES	.00	6.47		6.47	6.47
023-614-400	***NOT IN USE***	.00			.00	.00
023-614-401	PHONES & INTERNET	.00			.00	.00
023-614-402	REFERENCE MATERIALS	.00			.00	.00
023-614-403	DUES & SUBSCRIPTIONS	.00			.00	.00
023-614-404	INTEREST & FINANCE CHGS	.00	300.00		300.00	300.00
023-614-405	SVC & MAINT CONTRACTS	.00			.00	.00
023-614-408	LEASES & RENTALS	.00			.00	.00
023-614-409	FEMA GRANT EXPENSES	.00	221.66		221.66	221.66
023-614-414	EMPLOYEE MEDICAL EXPENSE	.00			.00	.00
023-614-419	COMPUTER & PERIPHERAL MAINT	.00			.00	.00
023-614-420	INSURANCE-GENERAL LIABILITY	.00			.00	.00
023-614-421	INSURANCE-PROPERTY	.00	275.56		275.56	275.56
023-614-422	INSURANCE-AUTO	.00	3,686.00		3,686.00	3,686.00
023-614-423	INSURANCE-PUBLIC OFFICIAL LIAB	.00	654.00		654.00	654.00
023-614-424	***NOT IN USE***	.00	553.40		553.40	553.40
023-614-425	EDUCATION & TRAINING	.00			.00	.00
023-614-426	TRAVEL EXPENSES	.00	2,179.36	215.00	1,964.36	1,964.36
023-614-427	OFFICE SUPPLIES	.00			.00	.00
023-614-428	OFFICE EQUIPMENT	.00			.00	.00
023-614-430	LEGAL NOTICES & PUBLICATIONS	.00			.00	.00
023-614-443	UTILITIES	.00			.00	.00
023-614-481	BONDS & NOTARY FEES	.00	1,677.49		1,677.49	1,677.49
023-614-484	APPRAISAL FEES	.00			.00	.00
023-614-486	PROFESSIONAL SERVICES	.00	9,208.12		9,208.12	9,208.12
023-614-490	COMMUNITY OUTREACH	.00			.00	.00
023-614-570	CAPITAL EXPENDITURES	.00	174,500.00		174,500.00	174,500.00
	FM PCT3 EXP	.00	471,868.83	3,201.50	468,667.33	468,667.33
	TOTAL EXPENDITURES	.00	471,868.83	3,201.50	468,667.33	468,667.33
	*** FUND TOTAL ***	.00	1,616,867.55	1,616,867.55	.00	.00

ACCOUNT #	ACCOUNT NAME	BEGINNING BALANCE	TOTAL DEBITS	TOTAL CREDITS	ENDING BALANCE	SUMMARY TRANSACTIONS
024-103-000	CASH IN BANK	363,383.54	421,224.65	420,512.40	364,095.79	712.25
024-104-000	INVESTMENT - CD	.00			.00	.00
024-104-500	INVESTMENT -OTHER	.00			.00	.00
024-121-000	PROPERTY TAXES RECEIVABLE	118,028.96			118,028.96	.00
024-121-100	ALLOW - PROPERTY TAXES	6,169.71-			6,169.71-	.00
024-131-100	DUE FROM CLEARING	.00			.00	.00
TOTAL ASSETS		475,242.79	421,224.65	420,512.40	475,955.04	712.25
024-201-000 VOUCHERS PAYABLE		.00	430,035.15	430,035.15	.00	.00
024-202-100 SALARIES PAYABLE		.00	155,867.64	155,867.64	.00	.00
024-205-000 DEFERRED TAX REVENUES		111,859.45-			111,859.45-	.00
024-207-010 DUE TO GENERAL ACCT		.00			.00	.00
024-241-100 BUDGETED FUND BALANCE		.00			.00	.00
024-243-000 ENCUMBRANCES		.00			.00	.00
024-244-000 RESERVE FOR ENCUMBRANCES		.00			.00	.00
024-271-000 FUND BALANCE		363,383.34-			363,383.34-	.00
TOTAL LIABILITY & FUND BALANCE		475,242.79-	585,902.79	585,902.79	475,242.79-	.00
024-310-000 AD VALOREM TAXES		.00		228,372.34	228,372.34-	228,372.34-
024-321-200 AUTO REGISTRATION		.00		118,958.84	118,958.84-	118,958.84-
024-342-100 MACHINE HIRE		.00			.00	.00
024-342-101 FEMA GRANT REVENUES		.00			.00	.00
024-350-100 INSURANCE PROCEEDS		.00			.00	.00
024-360-000 INTEREST - NOW ACCT		.00			.00	.00
024-360-100 INTEREST - CD		.00	1,042.40		1,042.40-	1,042.40-
024-360-200 INTEREST - INVESTMENT		.00			.00	.00
024-364-000 SALE OF EQUIPMENT		.00			.00	.00
024-370-000 MISC INCOME		.00		22,636.07	22,636.07-	22,636.07-
024-390-000 TRANSFERS - IN		.00		50,000.00	50,000.00-	50,000.00-
TOTAL REVENUE		.00	.00	421,009.65	421,009.65-	421,009.65-
024-615-101 COMMISSIONER SALARY		.00	28,194.36		28,194.36	28,194.36
024-615-103 MAINTENANCE STAFF SALARIES		.00	113,813.28		113,813.28	113,813.28
024-615-107 ADDITIONAL LABOR		.00	6,000.00		6,000.00	6,000.00
024-615-112 LONGEVITY PAY-COMMISSIONER		.00	600.00		600.00	600.00
024-615-113 AUTO ALLOWANCE		.00	6,000.00		6,000.00	6,000.00
024-615-114 LONGEVITY PAY-MAINT STAFF		.00	1,260.00		1,260.00	1,260.00
024-615-201 EMPLOYERS SS		.00	11,924.05		11,924.05	11,924.05
024-615-202 EMPLOYERS INSURANCE		.00	38,224.32		38,224.32	38,224.32
024-615-203 EMPLOYERS RETIREMENT		.00	12,948.36		12,948.36	12,948.36
024-615-204 WORKERS COMP		.00	2,662.24		2,662.24	2,662.24
024-615-207 UNEMPLOYMENT		.00	60.53		60.53	60.53
024-615-333 PROPANE		.00			.00	.00
024-615-334 GASOLINE		.00	3,737.48		3,737.48	3,737.48
024-615-335 DIESEL		.00	32,766.07	9,118.63	23,647.44	23,647.44
024-615-336 BATTERIES, FILTERS, LUBES&TIRES		.00	15,030.19		15,030.19	15,030.19

ACCOUNT #	ACCOUNT NAME	BEGINNING BALANCE	TOTAL DEBITS	TOTAL CREDITS	ENDING BALANCE	SUMMARY TRANSACTIONS
024-615-337	RPR & MAINT ROLLING STOCK	.00	1,388.13		1,388.13	1,388.13
024-615-338	RPR & MAINT FACILITIES	.00	420.00		420.00	420.00
024-615-339	RPR & MAINT EQUIPMENT	.00	28,594.78	622.34	27,972.44	27,972.44
024-615-342	EMPLOYEE TESTING	.00	166.00		166.00	166.00
024-615-349	SHOP TOOLS	.00	1,318.42	131.80	1,186.62	1,186.62
024-615-350	MATERIALS & SUPPLIES	.00	8,827.21		8,827.21	8,827.21
024-615-390	MISC EXPENSES	.00	645.00		645.00	645.00
024-615-400	***NOT IN USE***	.00			.00	.00
024-615-401	PHONES & INTERNET	.00	2,097.92		2,097.92	2,097.92
024-615-402	REFERENCE MATERIALS	.00			.00	.00
024-615-403	DUES & SUBSCRIPTIONS	.00	300.00		300.00	300.00
024-615-404	INTEREST & FINANCE CHGS	.00			.00	.00
024-615-405	SVC & MAINT CONTRACTS	.00			.00	.00
024-615-408	LEASES & RENTALS	.00			.00	.00
024-615-409	FEMA GRANT EXPENSES	.00	42,017.38		42,017.38	42,017.38
024-615-414	EMPLOYEE MEDICAL EXPENSE	.00			.00	.00
024-615-419	COMPUTER & PERIPHERAL MAINT	.00			.00	.00
024-615-420	INSURANCE-GENERAL LIABILITY	.00	1,313.18		1,313.18	1,313.18
024-615-421	INSURANCE-PROPERTY	.00	2,153.00		2,153.00	2,153.00
024-615-422	INSURANCE-AUTO	.00	500.00		500.00	500.00
024-615-423	INSURANCE-PUBLIC OFFICIAL LIAB	.00	553.40		553.40	553.40
024-615-424	***NOT IN USE***	.00			.00	.00
024-615-425	EDUCATION & TRAINING	.00	3,037.20	663.33	2,373.87	2,373.87
024-615-426	TRAVEL EXPENSES	.00			.00	.00
024-615-427	OFFICE SUPPLIES	.00	61.55	61.55	.00	.00
024-615-428	OFFICE EQUIPMENT	.00			.00	.00
024-615-430	LEGAL NOTICES & PUBLICATIONS	.00			.00	.00
024-615-443	UTILITIES	.00	5,996.89	378.03	5,618.86	5,618.86
024-615-481	BONDS & NOTARY FEES	.00			.00	.00
024-615-484	APPRAISAL FEES	.00	7,372.59		7,372.59	7,372.59
024-615-486	PROFESSIONAL SERVICES	.00			.00	.00
024-615-490	COMMUNITY OUTREACH	.00	1,500.00		1,500.00	1,500.00
024-615-570	CAPITAL EXPENDITURES	.00	49,789.55		49,789.55	49,789.55
	FM PCT4 EXP	.00	431,273.08	10,975.68	420,297.40	420,297.40
	TOTAL EXPENDITURES	.00	431,273.08	10,975.68	420,297.40	420,297.40
	*** FUND TOTAL ***	.00	1,438,400.52	1,438,400.52	.00	.00

ACCOUNT #	ACCOUNT NAME	BEGINNING BALANCE	TOTAL DEBITS	TOTAL CREDITS	ENDING BALANCE	SUMMARY TRANSACTIONS
030-103-000	CASH IN BANK	80,982.36	19,963.70	8,920.43	92,025.63	11,043.27
030-104-000	INVESTMENT - CD	.00			.00	.00
030-104-500	INVESTMENT - OTHER	.00			.00	.00
TOTAL ASSETS		80,982.36	19,963.70	8,920.43	92,025.63	11,043.27
030-201-000	VOUCHERS PAYABLE	.00	10,930.43	10,930.43	.00	.00
030-202-100	SALARIES PAYABLE	.00			.00	.00
030-207-099	DUE TO CLEARING ACCT	.00			.00	.00
030-241-100	BUDGETED FUND BALANCE	.00			.00	.00
030-243-000	ENCUMBRANCES	.00			.00	.00
030-244-000	RESERVE FOR ENCUMBRANCES	.00			.00	.00
030-271-000	FUND BALANCE	80,982.36-			80,982.36-	.00
TOTAL LIABILITY & FUND BALANCE		80,982.36-	10,930.43	10,930.43	80,982.36-	.00
030-310-000	AD VALOREM TAXES	.00				
030-360-000	INTEREST - NOW ACCT	.00		17,878.77	17,878.77-	17,878.77-
030-360-100	INTEREST - CD	.00		222.93	222.93-	222.93-
030-360-200	INTEREST - INVESTMENT	.00			.00	.00
030-370-000	MISC INCOME	.00			.00	.00
030-390-000	TRANSFERS - IN	.00			.00	.00
TOTAL REVENUE		.00	.00	18,101.70	18,101.70-	18,101.70-
030-426-330	***NOT IN USE***	.00				
030-426-390	MISC EXPENSES	.00			.00	.00
030-426-401	PETIT JURORS	.00			.00	.00
030-426-402	***NOT IN USE***	.00			.00	.00
030-426-403	***NOT IN USE***	.00			.00	.00
030-426-418	SOFTWARE	.00			.00	.00
030-426-419	COMPUTER & PERIPHERAL MAINT	.00			.00	.00
030-426-427	OFFICE SUPPLIES	.00			.00	.00
030-426-435	CRIME VICTIMS DONATION	.00			.00	.00
030-426-436	CHILD WELFARE DONATION	.00			.00	.00
030-426-437	CRIME STOPPERS DONATION	.00			.00	.00
030-426-625	TRANSFER OUT	.00			.00	.00
COUNTY COURT JURY FUND EXP		.00	.00	.00	.00	.00
030-435-310	***NOT IN USE***	.00			.00	.00
030-435-330	***NOT IN USE***	.00			.00	.00
030-435-390	MISC EXPENSES	.00			.00	.00
030-435-400	GRAND JURORS	.00	183.76		183.76	183.76
030-435-401	PETIT JURORS	.00	1,210.00	130.00	1,080.00	1,080.00
030-435-402	***NOT IN USE***	.00	4,510.00	3,342.00	1,168.00	1,168.00
030-435-403	***NOT IN USE***	.00			.00	.00
030-435-404	***NOT IN USE***	.00			.00	.00
030-435-418	SOFTWARE	.00			.00	.00

ACCOUNT #	ACCOUNT NAME	BEGINNING BALANCE	TOTAL DEBITS	TOTAL CREDITS	ENDING BALANCE	SUMMARY TRANSACTIONS
030-435-419	COMPUTER & PERIPHERAL MAINT	.00				
030-435-425	***NOT IN USE***	.00			.00	.00
030-435-426	***NOT IN USE***	.00			.00	.00
030-435-427	OFFICE SUPPLIES	.00			.00	.00
030-435-435	CRIME VICTIMS DONATION	.00	684.67		684.67	684.67
030-435-436	CHILD WELFARE DONATION	.00	270.00		270.00	270.00
030-435-437	CRIME STOPPERS DONATION	.00	2,694.00	250.00	2,444.00	2,444.00
			1,128.00	120.00	1,008.00	1,008.00
	DISTRICT COURT JURY FUND EXP	.00	10,680.43	3,842.00	6,838.43	6,838.43
030-455-390	MISC EXPENSES	.00			.00	.00
030-455-401	PETIT JURORS	.00			.00	.00
030-455-402	***NOT IN USE***	.00	220.00	110.00	110.00	110.00
030-455-418	SOFTWARE	.00			.00	.00
030-455-419	COMPUTER & PERIPHERAL MAINT	.00			.00	.00
030-455-427	OFFICE SUPPLIES	.00			.00	.00
030-455-435	CRIME VICTIMS DONATION	.00			.00	.00
030-455-436	CHILD WELFARE DONATION	.00	10.00		10.00	10.00
030-455-437	CRIME STOPPERS DONATION	.00	60.00		60.00	60.00
			40.00		40.00	40.00
	JP COURTS JURY FUND EXP	.00	330.00	110.00	220.00	220.00
	TOTAL JURY FUND EXPENDITURES	.00	11,010.43	3,952.00	7,058.43	7,058.43
	*** FUND TOTAL ***	.00	41,904.56	41,904.56	.00	.00

## SUMMARY OF TRANSACTIONS - JANUARY

2017 THRU DECEMBER

2017

GEL124 PAGE 25

ACCOUNT #	ACCOUNT NAME	BEGINNING BALANCE	TOTAL DEBITS	TOTAL CREDITS	ENDING BALANCE	SUMMARY TRANSACTIONS
031-103-000	CASH IN BANK	.00				
031-104-000	INVESTMENT - CD	.00	7,272.59	7,272.59	.00	.00
031-104-500	INVESTMENT - OTHER	.00			.00	.00
	TOTAL ASSETS	.00	7,272.59	7,272.59	.00	.00
031-201-000	VOUCHERS PAYABLE	.00				
031-202-100	SALARIES PAYABLE	.00	7,272.59	7,272.59	.00	.00
031-241-100	BUDGETED FUND BALANCE	.00			.00	.00
031-243-000	ENCUMBRANCES	.00			.00	.00
031-244-000	RESERVE FOR ENCUMBRANCES	.00			.00	.00
031-271-000	FUND BALANCE	.00			.00	.00
	TOTAL LIABILITY & FUND BALANCE	.00	7,272.59	7,272.59	.00	.00
031-330-300	STATE AID - LATERAL	.00				
031-370-000	MISC INCOME	.00		7,272.59	7,272.59-	7,272.59-
031-390-000	TRANSFERS (IN/OUT)	.00			.00	.00
	TOTAL REVENUE	.00	.00	7,272.59	7,272.59-	7,272.59-
031-612-333	PROPANE	.00				
031-612-334	GASOLINE	.00			.00	.00
031-612-335	DIESEL	.00	37.91		37.91	37.91
031-612-336	BATTERIES, FILTERS, LUBES&TIRES	.00	7,229.08		7,229.08	7,229.08
031-612-350	MATERIALS & SUPPLIES	.00	5.60		5.60	5.60
031-612-570	CAPITAL EXPENDITURES	.00			.00	.00
	PCT 1 LATERAL ROAD EXP	.00	7,272.59	.00	7,272.59	7,272.59
	TOTAL EXPENDITURES	.00	7,272.59	.00	7,272.59	7,272.59
	*** FUND TOTAL ***	.00	21,817.77	21,817.77	.00	.00

ACCOUNT #	ACCOUNT NAME	BEGINNING BALANCE	TOTAL DEBITS	TOTAL CREDITS	ENDING BALANCE	SUMMARY TRANSACTIONS
032-103-000	CASH IN BANK	.00	6,724.46	6,724.46	.00	.00
032-104-000	INVESTMENT - CD	.00			.00	.00
032-104-500	INVESTMENT - OTHER	.00			.00	.00
	TOTAL ASSETS	.00	6,724.46	6,724.46	.00	.00
032-201-000	VOUCHERS PAYABLE	.00	6,724.46	6,724.46	.00	.00
032-202-100	SALARIES PAYABLE	.00			.00	.00
032-241-100	BUDGETED FUND BALANCE	.00			.00	.00
032-243-000	ENCUMBRANCES	.00			.00	.00
032-244-000	RESERVE FOR ENCUMBRANCES	.00			.00	.00
032-271-000	FUND BALANCE	.00			.00	.00
	TOTAL LIABILITY & FUND BALANCE	.00	6,724.46	6,724.46	.00	.00
032-330-300	STATE AID - LATERAL	.00		6,724.46	6,724.46-	6,724.46-
032-370-000	MISC INCOME	.00			.00	.00
032-390-000	TRANSFERS (IN/OUT)	.00			.00	.00
	TOTAL REVENUE	.00	.00	6,724.46	6,724.46-	6,724.46-
032-613-333	PROPANE	.00			.00	.00
032-613-334	GASOLINE	.00	95.56		95.56	95.56
032-613-335	DIESEL	.00	4,204.48		4,204.48	4,204.48
032-613-336	BATTERIES, FILTERS, LUBES&TIRES	.00	2,424.42		2,424.42	2,424.42
032-613-350	MATERIALS & SUPPLIES	.00			.00	.00
032-613-570	CAPITAL EXPENDITURES	.00			.00	.00
	PCT 2 LATERAL ROAD EXP	.00	6,724.46	.00	6,724.46	6,724.46
	TOTAL EXPENDITURES	.00	6,724.46	.00	6,724.46	6,724.46
	*** FUND TOTAL ***	.00	20,173.38	20,173.38	.00	.00

ACCOUNT #	ACCOUNT NAME	BEGINNING BALANCE	TOTAL DEBITS	TOTAL CREDITS	ENDING BALANCE	SUMMARY TRANSACTIONS
033-103-000	CASH IN BANK	.00	9,232.36	9,232.36	.00	.00
033-104-000	INVESTMENT - CD	.00			.00	.00
033-104-500	INVESTMENT - OTHER	.00			.00	.00
	TOTAL ASSETS	.00	9,232.36	9,232.36	.00	.00
033-201-000	VOUCHERS PAYABLE	.00	9,232.36	9,232.36	.00	.00
033-202-100	SALARIES PAYABLE	.00			.00	.00
033-241-100	BUDGETED FUND BALANCE	.00			.00	.00
033-243-000	ENCUMBRANCES	.00			.00	.00
033-244-000	RESERVE FOR ENCUMBRANCES	.00			.00	.00
033-271-000	FUND BALANCE	.00			.00	.00
	TOTAL LIABILITY & FUND BALANCE	.00	9,232.36	9,232.36	.00	.00
033-330-300	STATE AID - LATERAL	.00				
033-370-000	MISC INCOME	.00		9,232.36	9,232.36-	9,232.36-
033-390-000	TRANSFERS (IN/OUT)	.00			.00	.00
	TOTAL REVENUE	.00	.00	9,232.36	9,232.36-	9,232.36-
033-614-333	PROPANE	.00			.00	.00
033-614-334	GASOLINE	.00			.00	.00
033-614-335	DIESEL	.00	128.52		128.52	128.52
033-614-336	BATTERIES, FILTERS, LUBES&TIRES	.00	8,190.01		8,190.01	8,190.01
033-614-350	MATERIALS & SUPPLIES	.00	575.44		575.44	575.44
033-614-570	CAPITAL EXPENDITURES	.00	338.39		338.39	338.39
	PCT 3, LATERAL ROAD EXP	.00	9,232.36	.00	9,232.36	9,232.36
	TOTAL EXPENDITURES	.00	9,232.36	.00	9,232.36	9,232.36
	*** FUND TOTAL ***	.00	27,697.08	27,697.08	.00	.00



ACCOUNT #	ACCOUNT NAME	BEGINNING BALANCE	TOTAL DEBITS	TOTAL CREDITS	ENDING BALANCE	SUMMARY TRANSACTIONS
034-103-000	CASH IN BANK	.00	7,400.00	7,400.00	.00	.00
034-104-000	INVESTMENT - CD	.00			.00	.00
034-104-500	INVESTMENT -OTHER	.00			.00	.00
	TOTAL ASSETS	.00	7,400.00	7,400.00	.00	.00
034-201-000	VOUCHERS PAYABLE	.00	7,400.00	7,400.00	.00	.00
034-202-100	SALARIES PAYABLE	.00			.00	.00
034-241-100	BUDGETED FUND BALANCE	.00			.00	.00
034-243-000	ENCUMBRANCES	.00			.00	.00
034-244-000	RESERVE FOR ENCUMBRANCES	.00			.00	.00
034-271-000	FUND BALANCE	.00			.00	.00
	TOTAL LIABILITY & FUND BALANCE	.00	7,400.00	7,400.00	.00	.00
034-330-300	STATE AID - LATERAL	.00		7,392.01	7,392.01-	7,392.01-
034-370-000	MISC INCOME	.00			.00	.00
034-390-000	TRANSFERS (IN/OUT)	.00			.00	.00
	TOTAL REVENUE	.00	.00	7,392.01	7,392.01-	7,392.01-
034-615-333	PROPANE	.00			.00	.00
034-615-334	GASOLINE	.00			.00	.00
034-615-335	DIESEL	.00	7,400.00	7.99	7,392.01	7,392.01
034-615-336	BATTERIES, FILTERS, LUBES&TIRES	.00			.00	.00
034-615-350	MATERIALS & SUPPLIES	.00			.00	.00
034-615-570	CAPITAL EXPENDITURES	.00			.00	.00
	PCT 4 LATERAL ROAD EXP	.00	7,400.00	7.99	7,392.01	7,392.01
	TOTAL EXPENDITURES	.00	7,400.00	7.99	7,392.01	7,392.01
	*** FUND TOTAL ***	.00	22,200.00	22,200.00	.00	.00

ACCOUNT #	ACCOUNT NAME	BEGINNING BALANCE	TOTAL DEBITS	TOTAL CREDITS	ENDING BALANCE	SUMMARY TRANSACTIONS
045-103-000	CASH IN BANK	.00				
045-104-000	INVESTMENT - CD	.00			.00	.00
045-104-500	INVESTMENT - OTHER	.00			.00	.00
	TOTAL ASSETS	.00	.00	.00	.00	.00
-----						
045-201-000	VOUCHERS PAYABLE	.00				
045-202-100	SALARIES PAYABLE	.00			.00	.00
045-241-100	BUDGETED FUND BALANCE	.00			.00	.00
045-243-000	ENCUMBRANCES	.00			.00	.00
045-244-000	RESERVE FOR ENCUMBRANCES	.00			.00	.00
045-271-000	FUND BALANCE	.00			.00	.00
	TOTAL LIABILITY & FUND BALANCE	.00	.00	.00	.00	.00
-----						
045-360-000	INTEREST - NOW ACCT	.00				
045-370-000	MISC INCOME	.00			.00	.00
045-390-000	TRANSFERS - IN	.00			.00	.00
	TOTAL REVENUE	.00	.00	.00	.00	.00
-----						
045-512-300	TRANSFERS - OUT	.00				
045-512-390	MISC EXPENSE	.00			.00	.00
045-512-391	MISC EXPENSE	.00			.00	.00
045-512-392	MISC EXPENSE	.00			.00	.00
045-512-400	CONTRACT/ARCHETYPE	.00			.00	.00
	LAW ENF CENTER EXP	.00	.00	.00	.00	.00
	TOTAL EXPENDITURES	.00	.00	.00	.00	.00
-----						
*** FUND TOTAL ***		.00	.00	.00	.00	.00

## SUMMARY OF TRANSACTIONS - JANUARY

2017 THRU DECEMBER

2017

GEL124 PAGE 30

ACCOUNT #	ACCOUNT NAME	BEGINNING BALANCE	TOTAL DEBITS	TOTAL CREDITS	ENDING BALANCE	SUMMARY TRANSACTIONS
047-103-000	CASH IN BANK	39,853.50	91.18	4,140.25	35,804.43	4,049.07-
047-104-000	INVESTMENT - CD	.00			.00	.00
047-104-500	INVESTMENT - OTHER	.00			.00	.00
047-131-100	DUE FROM CLEARING	.00			.00	.00
	TOTAL ASSETS	39,853.50	91.18	4,140.25	35,804.43	4,049.07-
047-201-000	VOUCHERS PAYABLE	.00	4,140.25	4,140.25	.00	.00
047-202-100	SALARIES PAYABLE	.00			.00	.00
047-207-010	DUE TO GENERAL ACCT	.00			.00	.00
047-241-100	BUDGETED FUND BALANCE	.00			.00	.00
047-243-000	ENCUMBRANCES	.00			.00	.00
047-244-000	RESERVE FOR ENCUMBRANCES	.00			.00	.00
047-271-000	FUND BALANCE	39,853.50-			39,853.50-	.00
	TOTAL LIABILITY & FUND BALANCE	39,853.50-	4,140.25	4,140.25	39,853.50-	.00
047-352-000	FORFEITURES	.00				
047-360-000	INTEREST - NOW ACCT	.00			.00	.00
047-360-100	INTEREST - CD	.00		91.18	91.18-	91.18-
047-360-200	INTEREST - INVESTMENT	.00			.00	.00
047-370-000	MISC INCOME	.00			.00	.00
047-390-000	TRANSFERS - IN	.00			.00	.00
	TOTAL REVENUE	.00	.00	91.18	91.18-	91.18-
047-560-300	TRANSFERS - OUT	.00			.00	.00
047-560-310	OFFICE EQUIP & SUPPLIES	.00			.00	.00
047-560-390	OTHER EXPENSES	.00			.00	.00
047-560-450	VEHICLES-REPAIRS-ENHANCEMENTS	.00	1,000.00		1,000.00	1,000.00
047-560-460	FIREARMS & ACCESSORIES	.00			.00	.00
047-560-470	PMTS TO OTHER AGENCIES	.00	3,140.25		3,140.25	3,140.25
047-560-590	COMMUNICATIONS EQUIPMENT	.00			.00	.00
	FORFEITURE EXP	.00	4,140.25	.00	4,140.25	4,140.25
	TOTAL EXPENDITURES	.00	4,140.25	.00	4,140.25	4,140.25
	*** FUND TOTAL ***	.00	8,371.68	8,371.68	.00	.00

ACCOUNT #	ACCOUNT NAME	BEGINNING BALANCE	TOTAL DEBITS	TOTAL CREDITS	ENDING BALANCE	SUMMARY TRANSACTIONS
048-103-000	CASH IN BANK	57,141.52				
048-104-000	INVESTMENT - CD	.00	19,765.35	18,855.14	58,051.73	910.21
048-104-500	INVESTMENT - OTHER	.00			.00	.00
	TOTAL ASSETS	57,141.52	19,765.35	18,855.14	58,051.73	910.21
048-201-000	VOUCHERS PAYABLE	.00				
048-202-100	SALARIES PAYABLE	.00			.00	.00
048-241-100	BUDGETED FUND BALANCE	.00			.00	.00
048-243-000	ENCUMBRANCES	.00			.00	.00
048-244-000	RESERVE FOR ENCUMBRANCES	.00			.00	.00
048-271-000	FUND BALANCE	57,141.52			57,141.52	.00
	TOTAL LIABILITY & FUND BALANCE	57,141.52	.00	.00	57,141.52	.00
048-352-000	FORFEITURES	.00				
048-360-000	INTEREST - NOW ACCT	.00		19,620.93	19,620.93	19,620.93
048-360-100	INTEREST - CD	.00		144.42	144.42	144.42
048-360-200	INTEREST - INVESTMENT	.00			.00	.00
048-370-000	MISC INCOME	.00			.00	.00
048-390-000	TRANSFERS - IN	.00			.00	.00
	TOTAL REVENUE	.00	.00	19,765.35	19,765.35	19,765.35
048-476-300	TRANSFERS - OUT	.00				
048-476-305	SALARY SUPPLEMENTS	.00			.00	.00
048-476-425	EDUCATION & TRAINING	.00			.00	.00
048-476-427	SUPPLIES	.00			.00	.00
048-476-428	EQUIPMENT	.00			.00	.00
048-476-470	DISTRIBUTIONS	.00			.00	.00
	DIST ATTY FORFEIT EXP	.00	18,855.14		18,855.14	18,855.14
	TOTAL EXPENDITURES	.00	18,855.14	.00	18,855.14	18,855.14
*** FUND TOTAL ***		.00	38,620.49	38,620.49	.00	.00

ACCOUNT #	ACCOUNT NAME	BEGINNING BALANCE	TOTAL DEBITS	TOTAL CREDITS	ENDING BALANCE	SUMMARY TRANSACTIONS
050-103-000	CASH IN BANK	4,753.18	8.58		4,761.76	8.58
050-104-000	INVESTMENT - CD	.00			.00	.00
050-104-500	INVESTMENT -OTHER	.00			.00	.00
TOTAL ASSETS		4,753.18	8.58	.00	4,761.76	8.58
050-201-000 VOUCHERS PAYABLE		.00			.00	.00
050-202-100 SALARIES PAYABLE		.00			.00	.00
050-241-100 BUDGETED FUND BALANCE		.00			.00	.00
050-243-000 ENCUMBRANCES		.00			.00	.00
050-244-000 RESERVE FOR ENCUMBRANCES		.00			.00	.00
050-271-000 FUND BALANCE		4,753.18-			4,753.18-	.00
TOTAL LIABILITY & FUND BALANCE		4,753.18-	.00	.00	4,753.18-	.00
050-352-000 FORFEITURE		.00			.00	.00
050-360-000 INTEREST-NOW ACCT		.00			.00	.00
050-360-100 INTEREST - CD		.00		8.58	8.58-	8.58-
050-360-200 INTEREST - INVESTMENT		.00			.00	.00
050-370-000 MISC INCOME		.00			.00	.00
050-390-000 TRANSFERS - IN		.00			.00	.00
TOTAL REVENUE		.00	.00	8.58	8.58-	8.58-
050-475-300 TRANSFERS - OUT		.00			.00	.00
050-475-305 SALARY SUPPLEMENTS		.00			.00	.00
050-475-425 EDUCATION & TRAINING		.00			.00	.00
050-475-427 SUPPLIES		.00			.00	.00
050-475-428 EQUIPMENT		.00			.00	.00
050-475-470 ***NOT IN USE***		.00			.00	.00
CO ATTY FORFEIT EXP		.00	.00	.00	.00	.00
TOTAL EXPENDITURES		.00	.00	.00	.00	.00
*** FUND TOTAL ***		.00	8.58	8.58	.00	.00

ACCOUNT #	ACCOUNT NAME	BEGINNING BALANCE	TOTAL DEBITS	TOTAL CREDITS	ENDING BALANCE	SUMMARY TRANSACTIONS
052-103-000	CASH IN BANK	4,846.30	2,543.67	2,020.38	5,369.59	523.29
052-104-000	INVESTMENT- CD	.00			.00	.00
TOTAL ASSETS		4,846.30	2,543.67	2,020.38	5,369.59	523.29
052-201-000	VOUCHERS PAYABLE	.00	2,020.38	2,020.38	.00	.00
052-202-100	SALARIES PAYABLE	.00			.00	.00
052-241-100	BUDGETED FUND BALANCE	.00			.00	.00
052-243-000	ENCUMBRANCES	.00			.00	.00
052-244-000	RESERVE FOR ENCUMBRANCES	.00			.00	.00
052-271-000	FUND BALANCE	4,846.30-			4,846.30-	.00
TOTAL LIABILITY & FUND BALANCE		4,846.30-	2,020.38	2,020.38	4,846.30-	.00
052-341-000	PRE-TRIAL DIVERSION FEES	.00		2,534.50	2,534.50-	2,534.50-
052-360-000	INTEREST-NOW ACCT	.00		9.17	9.17-	9.17-
052-366-000	MISCELLANEOUS INCOME	.00			.00	.00
052-370-000	OTHER REVENUE	.00			.00	.00
052-390-000	TRANSFERS-IN	.00			.00	.00
TOTAL REVENUE		.00	.00	2,543.67	2,543.67-	2,543.67-
052-570-334	GASOLINE	.00			.00	.00
052-570-336	BATTERIES, FILTERS, LUBES&TIRES	.00			.00	.00
052-570-337	RPR & MAINT ROLLING STOCK	.00			.00	.00
052-570-339	RPR & MAINT EQUIPMENT	.00			.00	.00
052-570-340	UNIFORMS	.00			.00	.00
052-570-341	POSTAGE	.00			.00	.00
052-570-343	AMMO & FIREARM ACCESSORIES	.00			.00	.00
052-570-390	MISC EXPENSES	.00			.00	.00
052-570-401	PHONES & INTERNET	.00			.00	.00
052-570-402	REFERENCE MATERIALS	.00			.00	.00
052-570-403	DUES & SUBSCRIPTIONS	.00			.00	.00
052-570-404	INTEREST & FINANCE CHGS	.00			.00	.00
052-570-418	SOFTWARE	.00			.00	.00
052-570-419	COMPUTER & PERIPHERAL MAINT	.00			.00	.00
052-570-422	INSURANCE-AUTO	.00	84.38		84.38	84.38
052-570-425	EDUCATION & TRAINING	.00			.00	.00
052-570-426	TRAVEL EXPENSES	.00			.00	.00
052-570-427	OFFICE SUPPLIES	.00			.00	.00
052-570-428	OFFICE EQUIPMENT	.00	1,406.02		1,406.02	1,406.02
052-570-430	LEGAL NOTICES & PUBLICATIONS	.00	529.98		529.98	529.98
052-570-486	PROFESSIONAL SERVICES	.00			.00	.00
PRE-TRIAL DIVERSION EXPENSES		.00	2,020.38	.00	2,020.38	2,020.38
052-700-000	TRANSFER OUT	.00			.00	.00
TOTAL EXPENDITURES		.00	2,020.38	.00	2,020.38	2,020.38

ACCOUNT #	ACCOUNT NAME	BEGINNING BALANCE	TOTAL DEBITS	TOTAL CREDITS	ENDING BALANCE	SUMMARY TRANSACTIONS
***	FUND TOTAL ***	.00	6,584.43	6,584.43	.00	.00

ACCOUNT #	ACCOUNT NAME	BEGINNING BALANCE	TOTAL DEBITS	TOTAL CREDITS	ENDING BALANCE	SUMMARY TRANSACTIONS
059-103-000	CASH IN BANK	85,658.52	268,734.79	200,000.00	154,393.31	68,734.79
059-104-000	INVESTMENT - CD	.00			.00	.00
059-104-500	INVESTMENT - OTHER	.00			.00	.00
	TOTAL ASSETS	85,658.52	268,734.79	200,000.00	154,393.31	68,734.79
059-201-000	VOUCHERS PAYABLE	.00			.00	.00
059-202-100	SALARIES PAYABLE	.00			.00	.00
059-241-100	BUDGETED FUND BALANCE	.00			.00	.00
059-243-000	ENCUMBRANCES	.00			.00	.00
059-244-000	RESERVE FOR ENCUMBRANCES	.00			.00	.00
059-271-000	FUND BALANCE	85,658.52-			85,658.52-	.00
	TOTAL LIABILITY & FUND BALANCE	85,658.52-	.00	.00	85,658.52-	.00
059-310-000	AD VALOREM TAXES	.00		268,181.93	268,181.93-	268,181.93-
059-360-000	INTEREST - NOW ACCT	.00		552.86	552.86-	552.86-
059-360-100	INTEREST - CD	.00			.00	.00
059-360-200	INTEREST - INVESTMENT	.00			.00	.00
059-370-000	MISC INCOME	.00			.00	.00
059-390-000	TRANSFERS IN	.00	200,000.00	200,000.00	.00	.00
	TOTAL REVENUE	.00	200,000.00	468,734.79	268,734.79-	268,734.79-
059-625-300	TRANSFERS OUT	.00	200,000.00		200,000.00	200,000.00
059-625-330	MISCELLANEOUS EXPENSE	.00			.00	.00
059-625-390	MISC EXPENSES	.00			.00	.00
	CONTINGENCY EXPENSE	.00	200,000.00	.00	200,000.00	200,000.00
	TOTAL EXPENDITURES	.00	200,000.00	.00	200,000.00	200,000.00
	*** FUND TOTAL ***	.00	668,734.79	668,734.79	.00	.00



ACCOUNT #	ACCOUNT NAME	BEGINNING BALANCE	TOTAL DEBITS	TOTAL CREDITS	ENDING BALANCE	SUMMARY TRANSACTIONS
060-103-000	CASH IN BANK	173,636.53	237,885.93	238,725.00	172,797.46	839.07-
060-104-000	INVESTMENT - CD	.00			.00	.00
060-104-500	INVESTMENT - OTHER	.00			.00	.00
060-121-000	PROPERTY TAXES RECEIVABLE	236,543.05			236,543.05	.00
060-121-100	ALLOW - PROPERTY TAXES	11,789.70-			11,789.70-	.00
TOTAL ASSETS		398,389.88	237,885.93	238,725.00	397,550.81	839.07-
060-201-000		VOUCHERS PAYABLE	.00	443,725.00	443,725.00	.00
060-202-100		SALARIES PAYABLE	.00		.00	.00
060-205-000		DEFERRED TAX REVENUES	224,752.93-		224,752.93-	.00
060-241-100		BUDGETED FUND BALANCE	.00		.00	.00
060-243-000		ENCUMBRANCES	.00		.00	.00
060-244-000		RESERVE FOR ENCUMBRANCES	.00		.00	.00
060-271-000		FUND BALANCE	173,636.95-		173,636.95-	.00
TOTAL LIABILITY & FUND BALANCE		398,389.88-	443,725.00	443,725.00	398,389.88-	.00
060-318-000		DEBT TAX	.00			
060-360-000		INTEREST - NOW ACCT	.00	237,586.89	237,586.89-	237,586.89-
060-360-100		INTEREST - CD	.00	299.04	299.04-	299.04-
060-360-200		INTEREST - INVESTMENT	.00		.00	.00
060-370-000		MISC INCOME	.00		.00	.00
060-390-000		TRANSFERS IN	.00		.00	.00
TOTAL REVENUE		.00	.00	237,885.93	237,885.93-	237,885.93-
060-680-630		PRINCIPAL PAYMENT	.00	410,000.00	205,000.00	205,000.00
060-680-650		INTEREST PAYMENT	.00	33,325.00	33,325.00	33,325.00
060-680-651		ADMINISTRATIVE FEE	.00	400.00	400.00	400.00
I & S EXP		.00	443,725.00	205,000.00	238,725.00	238,725.00
TOTAL EXPENDITURES		.00	443,725.00	205,000.00	238,725.00	238,725.00
*** FUND TOTAL ***		.00	1,125,335.93	1,125,335.93	.00	.00

ACCOUNT #	ACCOUNT NAME	BEGINNING BALANCE	TOTAL DEBITS	TOTAL CREDITS	ENDING BALANCE	SUMMARY TRANSACTIONS
075-103-000	CASH IN BANK	108,478.32	71,725.71	111,581.69	68,622.34	39,855.98-
075-104-000	INVESTMENT - CD	.00			.00	.00
075-104-500	INVESTMENT - OTHER	.00			.00	.00
TOTAL ASSETS		108,478.32	71,725.71	111,581.69	68,622.34	39,855.98-
075-201-000 VOUCHERS PAYABLE		.00	111,755.69	111,755.69	.00	.00
075-202-100 SALARIES PAYABLE		.00			.00	.00
075-241-100 BUDGETED FUND BALANCE		.00			.00	.00
075-243-000 ENCUMBRANCES		.00			.00	.00
075-244-000 RESERVE FOR ENCUMBRANCES		.00			.00	.00
075-271-000 FUND BALANCE		108,478.32-			108,478.32-	.00
TOTAL LIABILITY & FUND BALANCE		108,478.32-	111,755.69	111,755.69	108,478.32-	.00
075-310-000 AD VALOREM TAXES		.00				
075-360-000 INTEREST - NOW ACCT		.00		71,515.19	71,515.19-	71,515.19-
075-360-100 INTEREST - CD		.00		210.52	210.52-	210.52-
075-360-200 INTEREST - INVESTMENT		.00			.00	.00
075-370-000 MISC INCOME		.00			.00	.00
075-390-000 TRANSFERS IN		.00			.00	.00
TOTAL REVENUE		.00	.00	71,725.71	71,725.71-	71,725.71-
075-510-390 MISC EXPENSES		.00				
075-510-450 BUILDING ADDITIONS & UPGRADES		.00			.00	.00
075-510-451 BUILDING MAJOR REPAIRS		.00			.00	.00
075-510-530 CAPITAL OUTLAY		.00	59,958.44	174.00	59,784.44	59,784.44
075-510-625 TRANSFERS OUT		.00	51,797.25		51,797.25	51,797.25
PERMANENT IMPROVEMENT EXP		.00	111,755.69	174.00	111,581.69	111,581.69
TOTAL EXPENDITURES		.00	111,755.69	174.00	111,581.69	111,581.69
*** FUND TOTAL ***		.00	295,237.09	295,237.09	.00	.00

ACCOUNT #	ACCOUNT NAME	BEGINNING BALANCE	TOTAL DEBITS	TOTAL CREDITS	ENDING BALANCE	SUMMARY TRANSACTIONS
076-103-000	CASH IN BANK	.00			.00	.00
076-104-500	INVESTMENT/OTHER	.00			.00	.00
TOTAL ASSETS		.00	.00	.00	.00	.00
076-201-000	VOUCHERS PAYABLE	.00			.00	
076-202-100	SALARIES PAYABLE	.00			.00	.00
076-241-100	BUDGETED FUND BALANCE	.00			.00	.00
076-243-000	ENCUMBRANCES	.00			.00	.00
076-244-000	RESERVE FOR ENCUMBRANCES	.00			.00	.00
076-271-000	FUND BALANCE	.00			.00	.00
TOTAL LIABILITY & FUND BALANCE		.00	.00	.00	.00	.00
076-360-000	INTEREST - NOW	.00			.00	
076-360-200	BOND MONIES	.00			.00	.00
076-370-000	MISC INCOME	.00			.00	.00
076-390-000	TRANSFERS - IN	.00			.00	.00
TOTAL REVENUE		.00	.00	.00	.00	.00
076-512-300	TRANSFERS - OUT	.00			.00	
076-512-400	CONST MGMT FEE	.00			.00	.00
076-512-500	SITWORK-EARTHWORK	.00			.00	.00
076-512-501	SITWORK-PAVING	.00			.00	.00
076-512-502	CONCRETE	.00			.00	.00
076-512-530	FIRE STANDPIPE-SPRINKLER	.00			.00	.00
076-512-531	MASONRY	.00			.00	.00
076-512-532	PLUMBING	.00			.00	.00
076-512-533	METALS	.00			.00	.00
076-512-534	WOOD AND PLASTIC	.00			.00	.00
076-512-535	THERMAL/MOISTURE PROTECTION	.00			.00	.00
076-512-536	DOORS & WINDOWS	.00			.00	.00
076-512-537	FINISHES	.00			.00	.00
076-512-538	SPECIALTIES	.00			.00	.00
076-512-539	FURNISHINGS	.00			.00	.00
076-512-540	SPECIAL CONSTRUCTION	.00			.00	.00
076-512-541	CONVEYING SYSTEM	.00			.00	.00
076-512-542	MECHINICAL	.00			.00	.00
076-512-543	ELECTRICAL	.00			.00	.00
076-512-544	DVCI REIMBURSABLES	.00			.00	.00
076-512-545	CONTINGENCY	.00			.00	.00
076-512-570	EQUIPMENT	.00			.00	.00
076-512-590	GENERAL REQUIREMENTS	.00			.00	.00
JAIL CONSTRUCTION EXP		.00	.00	.00	.00	.00
TOTAL EXPENDITURES		.00	.00	.00	.00	.00

ACCOUNT # ACCOUNT NAME

BEGINNING  
BALANCE

TOTAL  
DEBITS

TOTAL  
CREDITS

ENDING  
BALANCE

SUMMARY  
TRANSACTIONS

\*\*\* FUND TOTAL \*\*\*

.00

.00

.00

.00

.00

ACCOUNT #	ACCOUNT NAME	BEGINNING BALANCE	TOTAL DEBITS	TOTAL CREDITS	ENDING BALANCE	SUMMARY TRANSACTIONS
088-103-000	CASH IN BANK					
088-104-000	INVESTMENT - CD	102,196.48	172,680.52	156,975.55	117,901.45	15,704.97
088-104-500	INVESTMENT - OTHER	.00			.00	.00
088-131-100	DUE FROM CLEARING	.00			.00	.00
	TOTAL ASSETS	102,196.48	172,680.52	156,975.55	117,901.45	15,704.97
<hr/>						
088-201-000	VOUCHERS PAYABLE	.00				
088-202-100	SALARIES PAYABLE	.00	25,290.40	25,290.40	.00	.00
088-220-000	DUE TO GENERAL	.00			.00	.00
088-223-101	TIME PAYMENT FEE	.00			.00	.00
088-223-104	CMI	37,608.78	2,018.12	3,687.29	39,277.95	1,669.17
088-223-111	RECORDS PRESERVATION	.00	1.00	1.00	.00	.00
088-223-112	JUSTICE CRT TECH FUNDS	25,945.95		2,802.84	28,748.79	2,802.84
088-223-113	COURTHOUSE SECURITY	9,063.66	430.97	4,402.50	13,035.19	3,971.53
088-223-119	COURT RPT SERVICE	3,080.15		6,884.15	9,964.30	6,884.15
088-223-120	BAIL BOND FEE	22,542.76	286.60	1,530.00	23,786.16	1,243.40
088-223-121	JUV CRIME & DEL	.00	2,835.00	2,835.00	.00	.00
088-223-122	FUGITIVE APPREHEND	.00	2.84	2.84	.00	.00
088-223-123	CONSOLIDATED CT COST	.00	51.79	51.79	.00	.00
088-223-124	STATE TRAFFIC FEE	.00	52,675.49	52,675.49	.00	.00
088-223-125	CRIMINAL JUSTICE	.00	23,143.21	23,143.21	.00	.00
088-223-126	LAW ENFORCEMENT	.00			.00	.00
088-223-127	VICTIM OF CRIME	.00			.00	.00
088-223-128	ARREST FEES	.00	505.38	505.38	.00	.00
088-223-129	JUDICIAL TRAINING	.00	10,060.35	10,060.35	.00	.00
088-223-130	TFC	.00	119.36	119.36	.00	.00
088-223-131	GENERAL REVENUE	.00	2,318.77	2,318.77	.00	.00
088-223-132	B.A.T.	.00			.00	.00
088-223-133	JUV PROB DIVERSION	.00			.00	.00
088-223-134	SEAT BELT	.00	16.83	16.83	.00	.00
088-223-135	SAFETY SEAT/SEAT BELT FINES	.00			.00	.00
088-223-136	CIVIL FILING FEES-DIST CLERK	.00	587.55	587.55	.00	.00
088-223-137	DIST.CLERK CRIMINAL FILING FEE	.00	6,039.00	6,039.00	.00	.00
088-223-138	CIVIL FILING FEES-CO CLERK	.00			.00	.00
088-223-139	CRIMINAL FILING FEES-CO CLERK	.00	3,282.80	3,282.80	.00	.00
088-223-140	DNA TESTING FEES	.00	975.38	975.38	.00	.00
088-223-141	SEX ASSAULT/SUBST ABUSE PRGMS	.00	519.41	519.41	.00	.00
088-223-142	EMSF TRAUMA FUND	.00	251.00	251.00	.00	.00
088-223-143	LICENSE & WEIGHTS	.00	1,707.01	1,707.01	.00	.00
088-223-144	STATE LAW ENFORCEMENT FEE	.00	10,834.50	10,834.50	.00	.00
088-223-145	INDIGENT LEGAL CLS	.00	6,000.00	6,000.00	.00	.00
088-223-146	FAILURE TO APPEAR FEES	.00	1,619.30	1,619.30	.00	.00
088-223-147	JURY REIMBURSEMENT FEE	.00	4,460.36	4,460.36	.00	.00
088-223-148	JUDICIAL SUPPORT FEE	.00	4,706.96	4,706.96	.00	.00
088-223-149	FAMILY PROTECTION FEE	.00	13,251.19	12,064.37	1,186.82	1,186.82
088-223-150	SPECIALTY COURT	.00	585.00	585.00	.00	.00
088-223-151	CRIMINAL INDIGENT FUND	.00	733.47	733.47	.00	.00
088-223-152	MOVING VIOLATION FEE	.00	2,510.28	2,510.28	.00	.00
088-223-153	CHILD SAFETY SEAT COURT COSTS	.00	74.81	74.81	.00	.00
088-223-154	ELECTRONIC FILING FEES-CIVIL	.00	.15	.15	.00	.00
088-223-155	ELECTRONIC FILING FEES-CRIM	.00	4,400.00	4,400.00	.00	.00
088-223-156	TRUANCY PREVENT & DIVERSION	.00	388.14	388.14	.00	.00
		.00	2,101.08	2,101.08	.00	.00

ACCOUNT #	ACCOUNT NAME	BEGINNING BALANCE	TOTAL DEBITS	TOTAL CREDITS	ENDING BALANCE	SUMMARY TRANSACTIONS
088-223-157	CIVIL CASES JP COURTS	.00				
088-223-158	NONDISCLOSURE FEE	.00	277.75	277.75	.00	.00
088-241-100	BUDGETED FUND BALANCE	.00	28.00	28.00	.00	.00
088-243-000	ENCUMBRANCES	.00			.00	.00
088-244-000	RESERVE FOR ENCUMBRANCES	.00			.00	.00
088-271-000	FUND BALANCE	.00			.00	.00
		3,955.18-			3,955.18-	.00
TOTAL LIABILITY & FUND BALANCE		102,196.48-	185,089.25	200,473.52	117,580.75-	15,384.27-
		-----	-----	-----	-----	-----
088-350-114	CRIME STOPPERS FUND	.00				
088-350-116	COMP REHABILITATION	.00			.00	.00
088-360-000	INTEREST - NOW ACCT	.00			.00	.00
088-360-100	INTEREST - CD	.00		320.70	320.70-	320.70-
088-360-200	INTEREST - INVESTMENT	.00			.00	.00
088-370-000	MISC INCOME	.00			.00	.00
088-390-000	TRANSFERS (IN/OUT)	.00			.00	.00
TOTAL REVENUE		.00	.00	320.70	320.70-	320.70-
		-----	-----	-----	-----	-----
088-690-427	OFFICE SUPPLIES	.00			.00	.00
088-690-480	STATE COMPTROLLER	.00			.00	.00
088-690-481	PARMER CO. GENERAL FUND	.00			.00	.00
STATE FEES EXP		.00	.00	.00	.00	.00
TOTAL EXPENDITURES		.00	.00	.00	.00	.00
		-----	-----	-----	-----	-----
*** FUND TOTAL ***		.00	357,769.77	357,769.77	.00	.00

ACCOUNT #	ACCOUNT NAME	BEGINNING BALANCE	TOTAL DEBITS	TOTAL CREDITS	ENDING BALANCE	SUMMARY TRANSACTIONS
089-103-000	CASH IN BANK	6,802.71	3,011.65	3,270.17	6,544.19	258.52-
089-103-100	CASH IN BANK - FRIONA	.00			.00	.00
089-104-000	INVESTMENT - CD	.00			.00	.00
089-104-500	INVESTMENT - OTHER	.00			.00	.00
TOTAL ASSETS		6,802.71	3,011.65	3,270.17	6,544.19	258.52-
089-201-000		VOUCHERS PAYABLE	.00		.00	.00
089-202-100		SALARIES PAYABLE	.00		.00	.00
089-241-100		BUDGETED FUND BALANCE	.00		.00	.00
089-243-000		ENCUMBRANCES	.00		.00	.00
089-244-000		RESERVE FOR ENCUMBRANCES	.00		.00	.00
089-271-000		FUND BALANCE	6,802.71-		6,802.71-	.00
TOTAL LIABILITY & FUND BALANCE		6,802.71-	.00	.00	6,802.71-	.00
089-340-300		COUNTY ATTORNEY	.00			
089-340-400		FEES/OFF-CO CLERK	.00	1,780.68	1,780.68-	1,780.68-
089-340-900		OTHERS	.00	65.00	65.00-	65.00-
089-360-000		INTEREST - NOW ACCT	.00		.00	.00
089-360-100		INTEREST - CD	.00	16.97	16.97-	16.97-
089-360-200		INTEREST - INVESTMENT	.00		.00	.00
089-370-000		MISC INCOME	.00		.00	.00
089-390-000		TRANSFERS - IN	.00	1,149.00	1,149.00-	1,149.00-
TOTAL REVENUE		.00	.00	3,011.65	3,011.65-	3,011.65-
089-475-300		TRANSFERS - OUT	.00		.00	.00
089-475-390		OTHER EXPENDITURES	.00	1,339.49	1,339.49	1,339.49
089-475-400		DUES	.00	225.00	225.00	225.00
089-475-425		CONFERENCE & SCHOOLS	.00		.00	.00
089-475-475		RESTITUTION	.00	1,705.68	1,705.68	1,705.68
CO ATTY CK COLL EXP		.00	3,270.17	.00	3,270.17	3,270.17
TOTAL EXPENDITURES		.00	3,270.17	.00	3,270.17	3,270.17
*** FUND TOTAL ***		.00	6,281.82	6,281.82	.00	.00

ACCOUNT #	ACCOUNT NAME	BEGINNING BALANCE	TOTAL DEBITS	TOTAL CREDITS	ENDING BALANCE	SUMMARY TRANSACTIONS
090-103-000	CASH IN BANK					
090-104-000	INVESTMENT - CD	3,856.92	562.01	322.50	4,096.43	239.51
090-104-500	INVESTMENT - OTHER	.00			.00	.00
	TOTAL ASSETS	3,856.92	562.01	322.50	4,096.43	239.51
090-201-000	VOUCHERS PAYABLE					
090-202-100	SALARIES PAYABLE	.00	322.50	322.50	.00	.00
090-241-100	BUDGETED FUND BALANCE	.00			.00	.00
090-243-000	ENCUMBRANCES	.00			.00	.00
090-244-000	RESERVE FOR ENCUMBRANCES	.00			.00	.00
090-271-000	FUND BALANCE	3,856.92-			.00	.00
	TOTAL LIABILITY & FUND BALANCE	3,856.92-	322.50	322.50	3,856.92-	.00
090-330-000	GRANT MONEY					
090-330-100	SUBSIDY PER BUDGET	.00			.00	.00
090-340-400	FEES/OFF-CO CLERK	.00			.00	.00
090-360-000	INTEREST - NOW ACCT	.00		555.00	555.00-	555.00-
090-360-100	INTEREST - CD	.00		7.01	7.01-	7.01-
090-360-200	INTEREST - INVESTMENT	.00			.00	.00
090-370-000	MISC INCOME	.00			.00	.00
090-390-000	TRANSFERS - IN	.00			.00	.00
	TOTAL REVENUE	.00	.00	562.01	562.01-	562.01-
090-570-300	TRANSFERS - OUT					
090-570-334	GASOLINE	.00			.00	.00
090-570-336	BATTERIES, FILTERS, LUBES&TIRES	.00			.00	.00
090-570-337	RPR & MAINT ROLLING STOCK	.00			.00	.00
090-570-339	RPR & MAINT EQUIPMENT	.00			.00	.00
090-570-340	UNIFORMS	.00			.00	.00
090-570-341	POSTAGE	.00	322.50		322.50	322.50
090-570-390	EXPENSES	.00			.00	.00
090-570-401	PHONES & INTERNET	.00			.00	.00
090-570-402	REFERENCE MATERIALS	.00			.00	.00
090-570-403	DUES & SUBSCRIPTIONS	.00			.00	.00
090-570-404	INTEREST & FINANCE CHGS	.00			.00	.00
090-570-419	COMPUTER & PERIPHERAL MAINT	.00			.00	.00
090-570-425	EDUCATION & TRAINING	.00			.00	.00
090-570-426	TRAVEL EXPENSES	.00			.00	.00
090-570-427	OFFICE SUPPLIES	.00			.00	.00
090-570-428	OFFICE EQUIPMENT	.00			.00	.00
090-570-486	PROFESSIONAL SERVICES	.00			.00	.00
	JUV PROB EXP	.00	322.50	.00	322.50	322.50
	TOTAL EXPENDITURES	.00	322.50	.00	322.50	322.50



ACCOUNT #	ACCOUNT NAME	BEGINNING BALANCE	TOTAL DEBITS	TOTAL CREDITS	ENDING BALANCE	SUMMARY TRANSACTIONS
***	FUND TOTAL ***	.00	1,207.01	1,207.01	.00	.00

ACCOUNT #	ACCOUNT NAME	BEGINNING BALANCE	TOTAL DEBITS	TOTAL CREDITS	ENDING BALANCE	SUMMARY TRANSACTIONS
091-103-000	CASH IN BANK	3,166.61	11,798.51	13,332.49	1,632.63	1,533.98-
091-104-000	INVESTMENT - CD	.00			.00	.00
091-104-500	INVESTMENT - OTHER	.00			.00	.00
TOTAL ASSETS		3,166.61	11,798.51	13,332.49	1,632.63	1,533.98-
091-201-000 VOUCHERS PAYABLE		.00			.00	.00
091-202-100 SALARIES PAYABLE		.00			.00	.00
091-241-100 BUDGETED FUND BALANCE		.00			.00	.00
091-243-000 ENCUMBRANCES		.00			.00	.00
091-244-000 RESERVE FOR ENCUMBRANCES		.00			.00	.00
091-271-000 FUND BALANCE		3,166.61-			3,166.61-	.00
TOTAL LIABILITY & FUND BALANCE		3,166.61-	.00	.00	3,166.61-	.00
091-340-600 DISTRICT ATTORNEY		.00				
091-360-000 INTEREST - NOW ACCT		.00		1,592.78	1,592.78-	1,592.78-
091-360-100 INTEREST - CD		.00		4.78	4.78-	4.78-
091-360-200 INTEREST - INVESTMENT		.00			.00	.00
091-370-000 MISC INCOME		.00			.00	.00
091-390-000 TRANSFERS - IN		.00		420.00	420.00-	420.00-
TOTAL REVENUE		.00	.00	2,017.56	2,017.56-	2,017.56-
091-476-300 TRANSFERS - OUT		.00			.00	.00
091-476-390 OTHER EXPENSES		.00	5,903.26	3,764.40	2,138.86	2,138.86
091-476-425 CONFERENCE & SCHOOLS		.00	7,429.23	6,016.55	1,412.68	1,412.68
091-476-480 RESTITUTION		.00			.00	.00
DIST ATTY CK COLL EXP		.00	13,332.49	9,780.95	3,551.54	3,551.54
TOTAL EXPENDITURES		.00	13,332.49	9,780.95	3,551.54	3,551.54
*** FUND TOTAL ***		.00	25,131.00	25,131.00	.00	.00

ACCOUNT #	ACCOUNT NAME	BEGINNING BALANCE	TOTAL DEBITS	TOTAL CREDITS	ENDING BALANCE	SUMMARY TRANSACTIONS
099-103-000	CASH IN BANK	82,646.71	5,860,645.68	5,869,848.56	73,443.83	9,202.88-
	TOTAL ASSETS	82,646.71	5,860,645.68	5,869,848.56	73,443.83	9,202.88-
099-201-000	VOUCHERS PAYABLE	82,646.71-	5,869,848.56	5,860,645.68	73,443.83-	9,202.88
099-202-100	SALARIES PAYABLE	.00			.00	.00
099-241-100	BUDGETED FUND BALANCE	.00			.00	.00
099-243-000	ENCUMBRANCES	.00			.00	.00
099-244-000	RESERVE FOR ENCUMBRANCES	.00			.00	.00
	TOTAL LIABILITY & FUND BALANCE	82,646.71-	5,869,848.56	5,860,645.68	73,443.83-	9,202.88
	TOTAL REVENUE	.00	.00	.00	.00	.00
	TOTAL EXPENDITURES	.00	.00	.00	.00	.00
	*** FUND TOTAL ***	.00	11,730,494.24	11,730,494.24	.00	.00
	*** FINAL TOTALS ***	.00	34,725,202.67	34,725,202.67	.00	.00